



US00D779136S

(12) **United States Design Patent**
Eisenbarth

(10) **Patent No.:** **US D779,136 S**

(45) **Date of Patent:** **** Feb. 14, 2017**

(54) **PET TOY**

(71) Applicant: **Petsport USA, Inc.**, Pittsburg, CA (US)

(72) Inventor: **Darin D. Eisenbarth**, Orinda, CA (US)

(73) Assignee: **Petsport USA, Inc.**, Pittsburg, CA (US)

(**) Term: **15 Years**

(21) Appl. No.: **29/542,094**

(22) Filed: **Oct. 9, 2015**

(51) **LOC (10) Cl.** **30-99**

(52) **U.S. Cl.**
USPC **D30/160**

(58) **Field of Classification Search**
USPC D30/160; D21/460-464, 707, 713;
D24/194, 211
CPC .. A01K 15/024; A01K 15/025; A01K 15/026;
A01K 15/027; A63B 69/00; A63B 69/34;
A63B 69/004; A63H 3/06
See application file for complete search history.

(56) **References Cited**

U.S. PATENT DOCUMENTS

2,269,941	A *	1/1942	Jones	A63B 67/00 273/126 R
3,597,874	A *	8/1971	Ogsbury	A63H 33/065 446/104
4,309,038	A *	1/1982	Spoon	A63B 65/00 273/146
D376,015	S *	11/1996	Newberry	D24/211
D396,110	S *	7/1998	Kang	D24/211
D407,869	S *	4/1999	Wang	D30/160
D505,524	S *	5/2005	DeAngelis	D30/160
6,990,927	B2 *	1/2006	Axelrod	A01K 15/026 119/707
D515,254	S *	2/2006	Jager	D30/160

D523,592	S *	6/2006	Wang	D30/160
D532,113	S *	11/2006	Huang	D30/160
D535,065	S *	1/2007	Fenwick	D30/160
D542,506	S *	5/2007	Springer	D1/106
D545,510	S *	6/2007	Viola	D30/160
D554,811	S *	11/2007	Rutherford	D30/160
D582,998	S *	12/2008	Chernick	D21/707
D585,162	S *	1/2009	Partain	D30/160
D591,750	S *	5/2009	Wang	D14/434
7,591,234	B2 *	9/2009	Shatoff	A01K 15/025 119/702
D617,395	S *	6/2010	Colangelo	D21/492
D643,586	S *	8/2011	Freije	D30/160
8,087,387	B2 *	1/2012	Gamble	A01K 15/026 119/707
D700,755	S *	3/2014	Reiss	D30/160
D702,405	S *	4/2014	Yerton	D30/160
D708,817	S *	7/2014	Axelrod	D30/160
D708,818	S *	7/2014	Axelrod	D30/160
D712,602	S *	9/2014	Chen	D30/160

(Continued)

Primary Examiner — Cathy Anne MacCormac
(74) *Attorney, Agent, or Firm* — Holland & Knight LLP;
Richard E. Lyon, Jr.

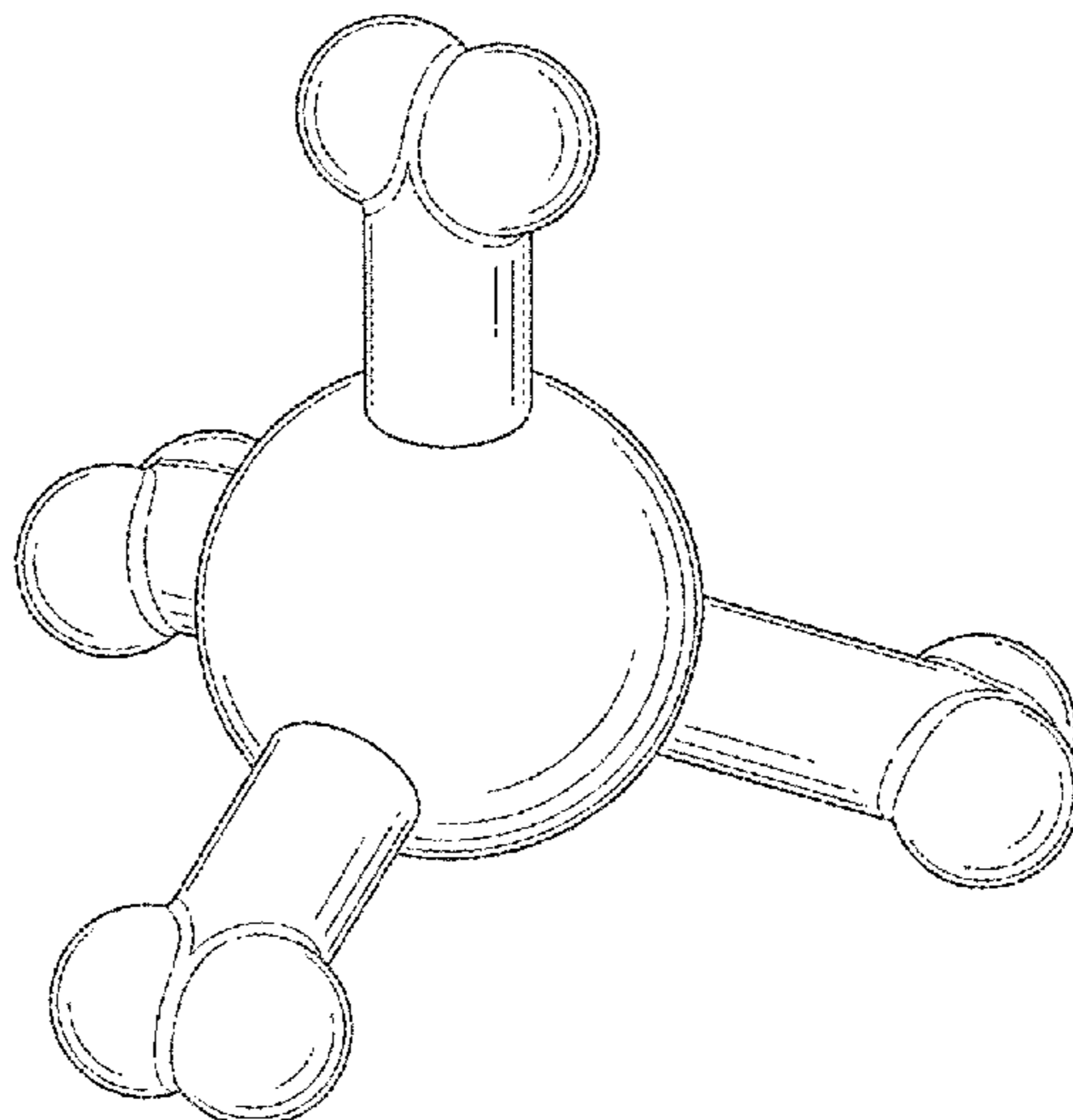
(57) **CLAIM**

The ornamental design for a pet toy, as shown and described.

DESCRIPTION

FIG. 1 is a perspective view of the pet toy of my new design; FIG. 2 is a top plan view of the pet toy of my new design; FIG. 3 is a front view thereof; FIG. 4 is a rear view thereof; FIG. 5 is a left side view thereof, the right side view being a mirror image of the left side shown; and, FIG. 6 is a bottom plan view thereof. The broken lines depict environmental subject matter and form no part of the claimed design.

1 Claim, 3 Drawing Sheets



(56)

References Cited

U.S. PATENT DOCUMENTS

2001/0029904 A1* 10/2001 Viola A01K 15/025
119/707
2001/0031677 A1* 10/2001 Coleman A63B 43/00
473/569
2005/0039696 A1* 2/2005 Springer A01K 15/026
119/709
2007/0044730 A1* 3/2007 Axelrod A01K 15/026
119/709

* cited by examiner

FIG. 1

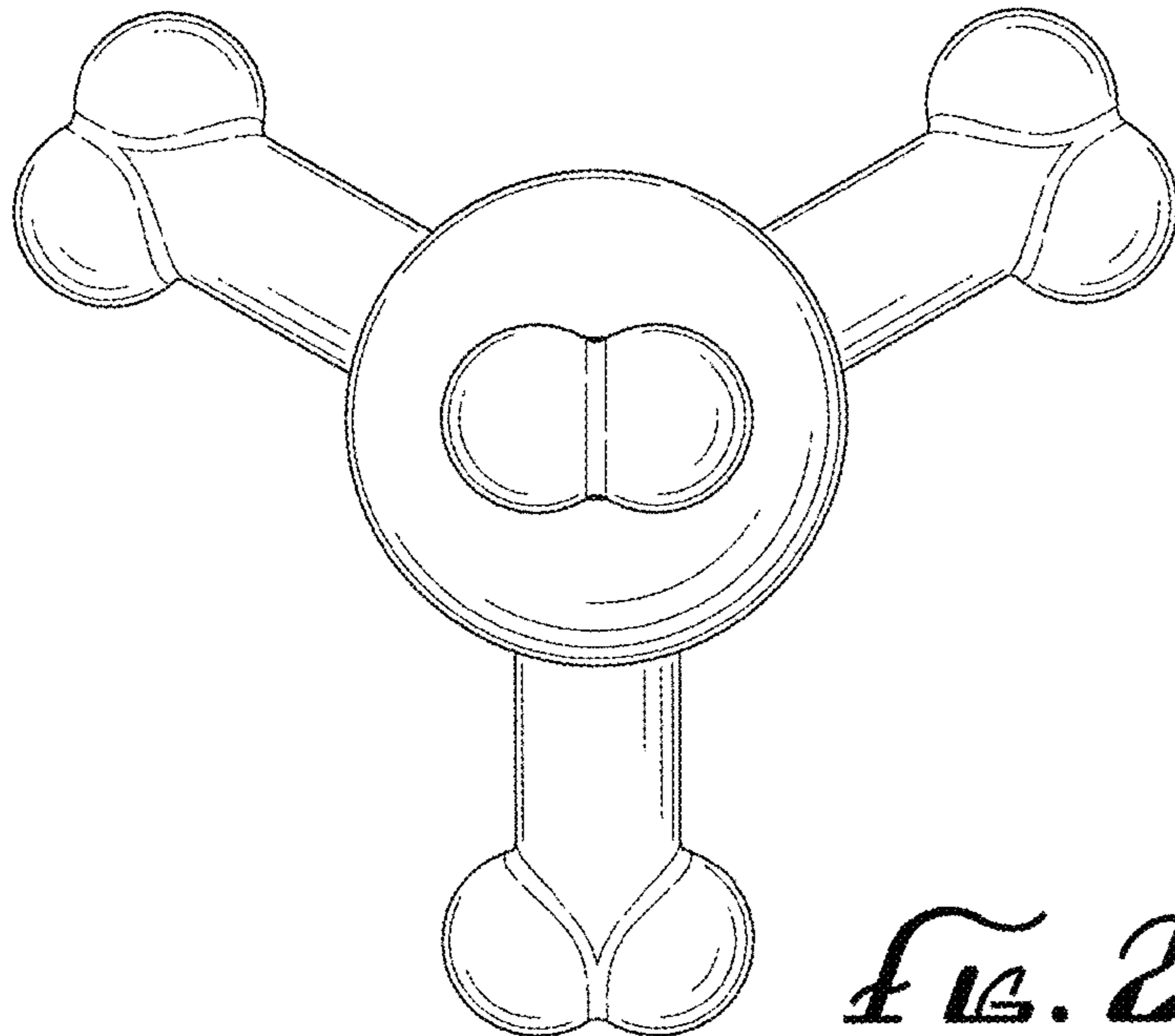
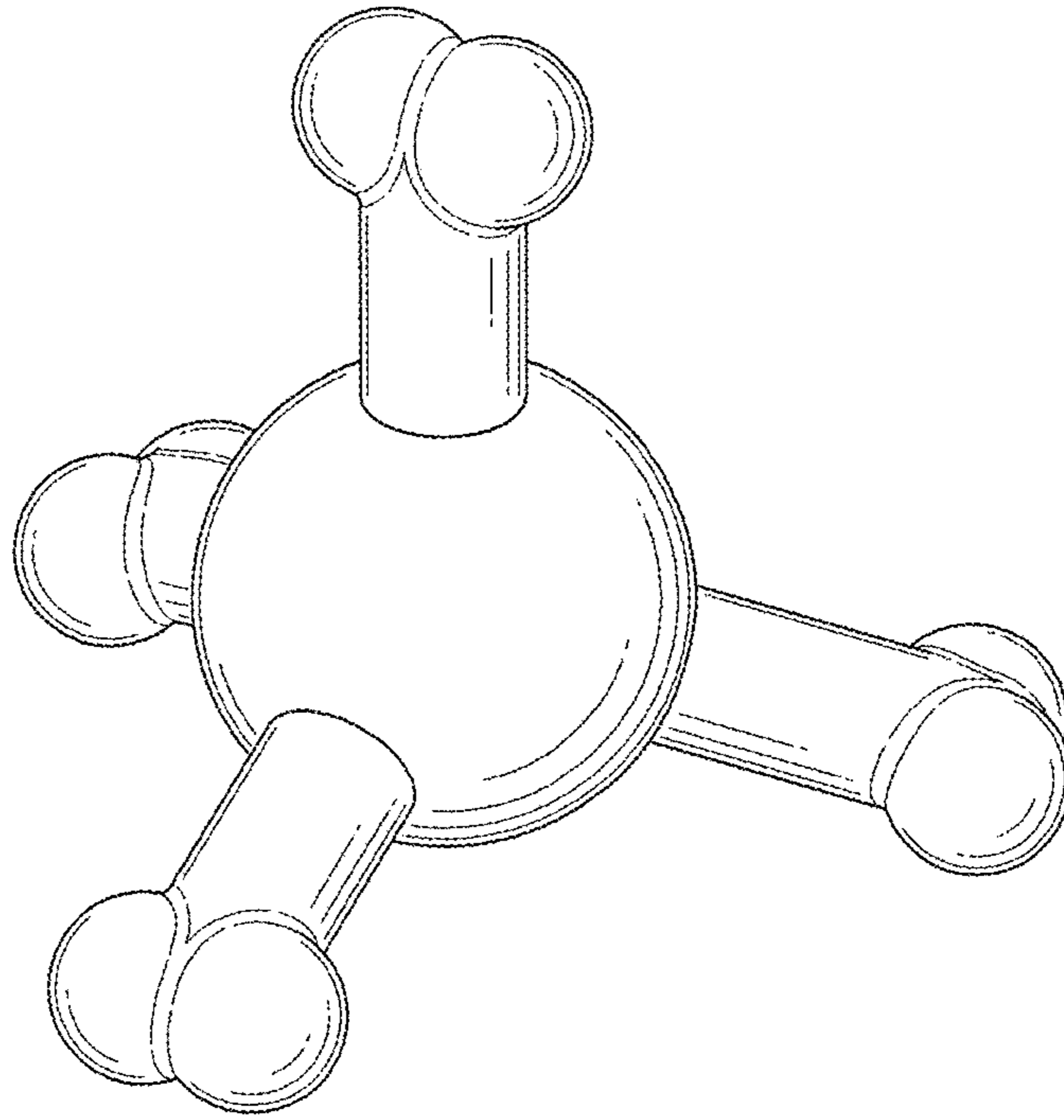


FIG. 2

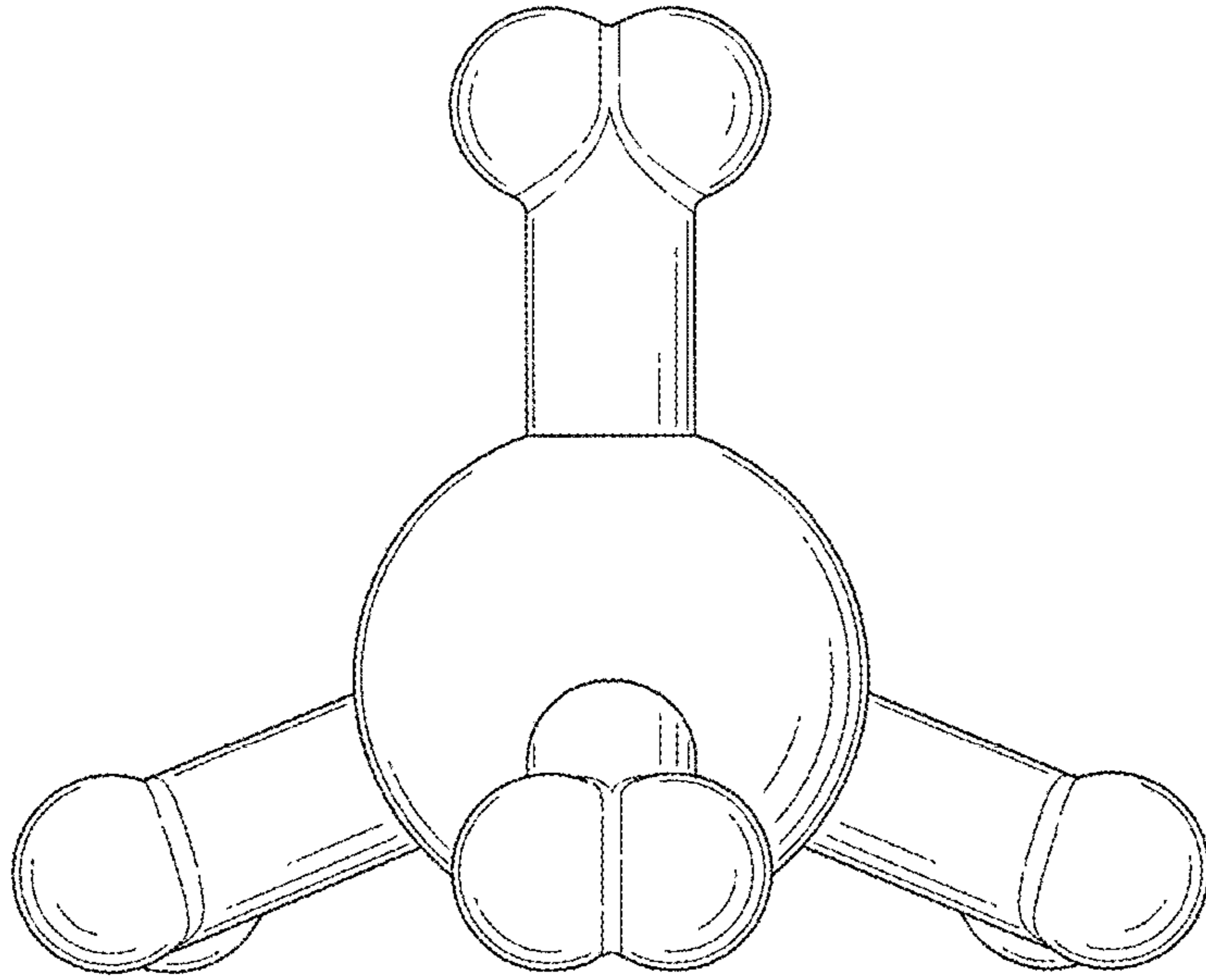


FIG. 3

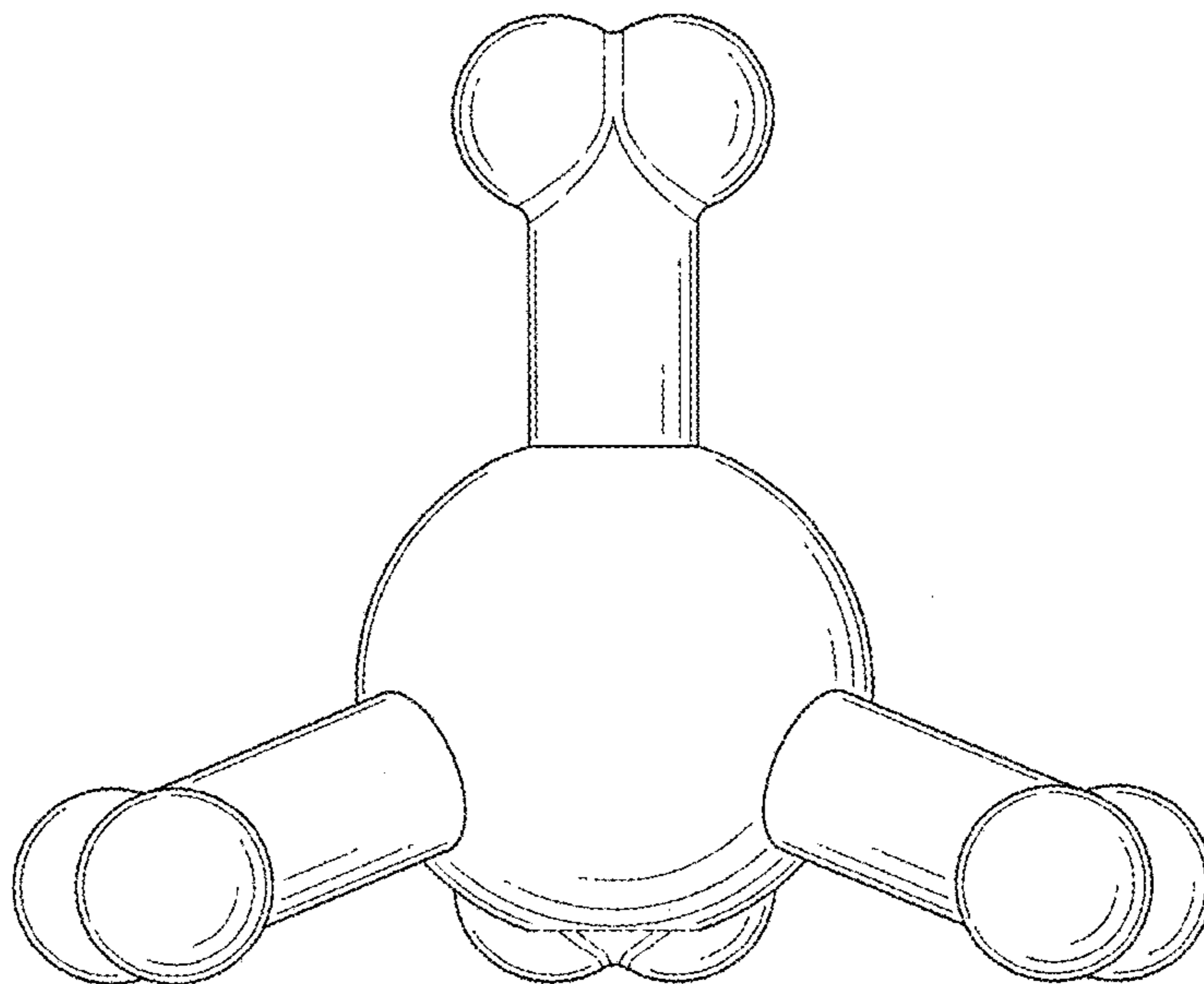


FIG. 4

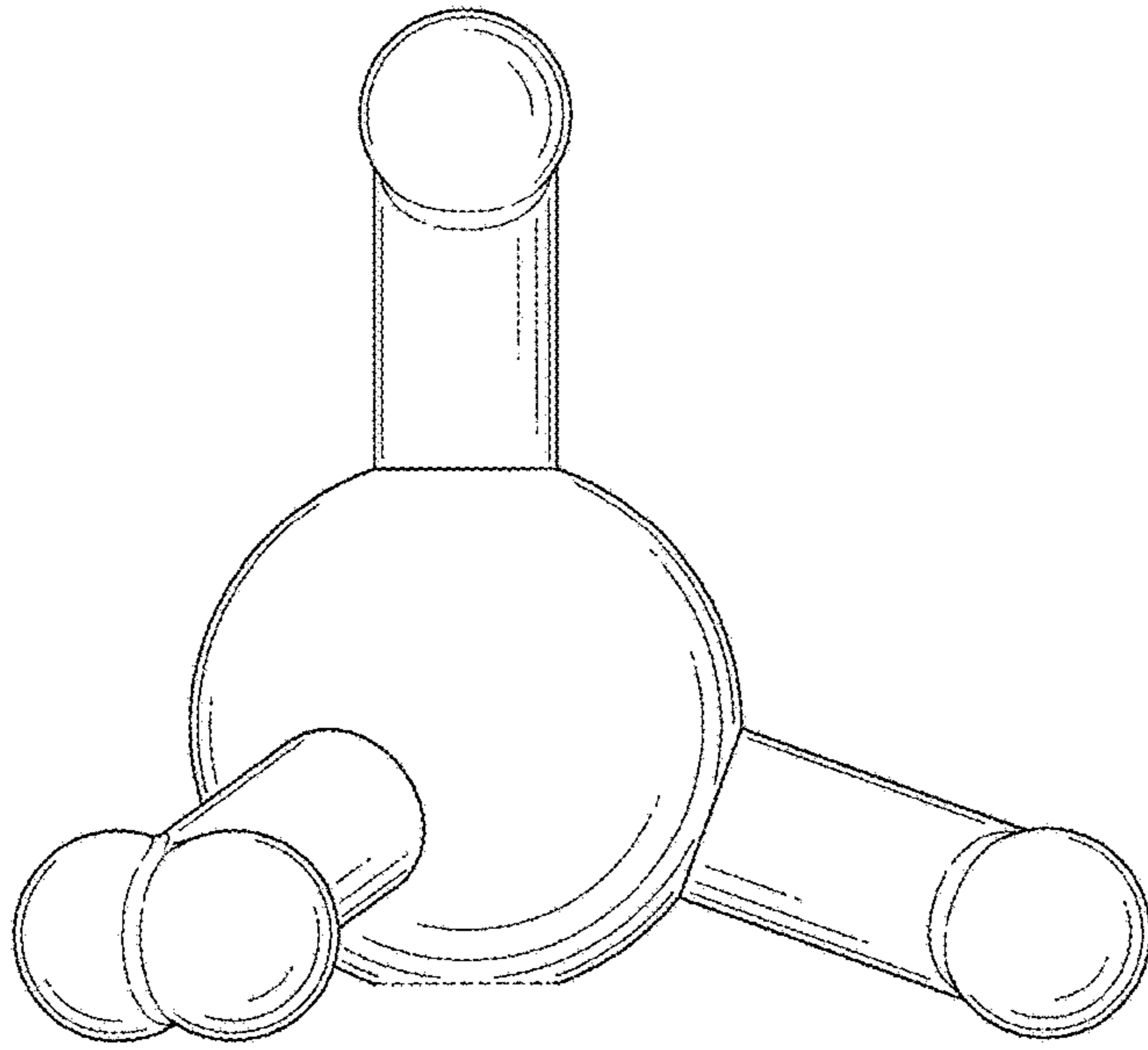


FIG. 5

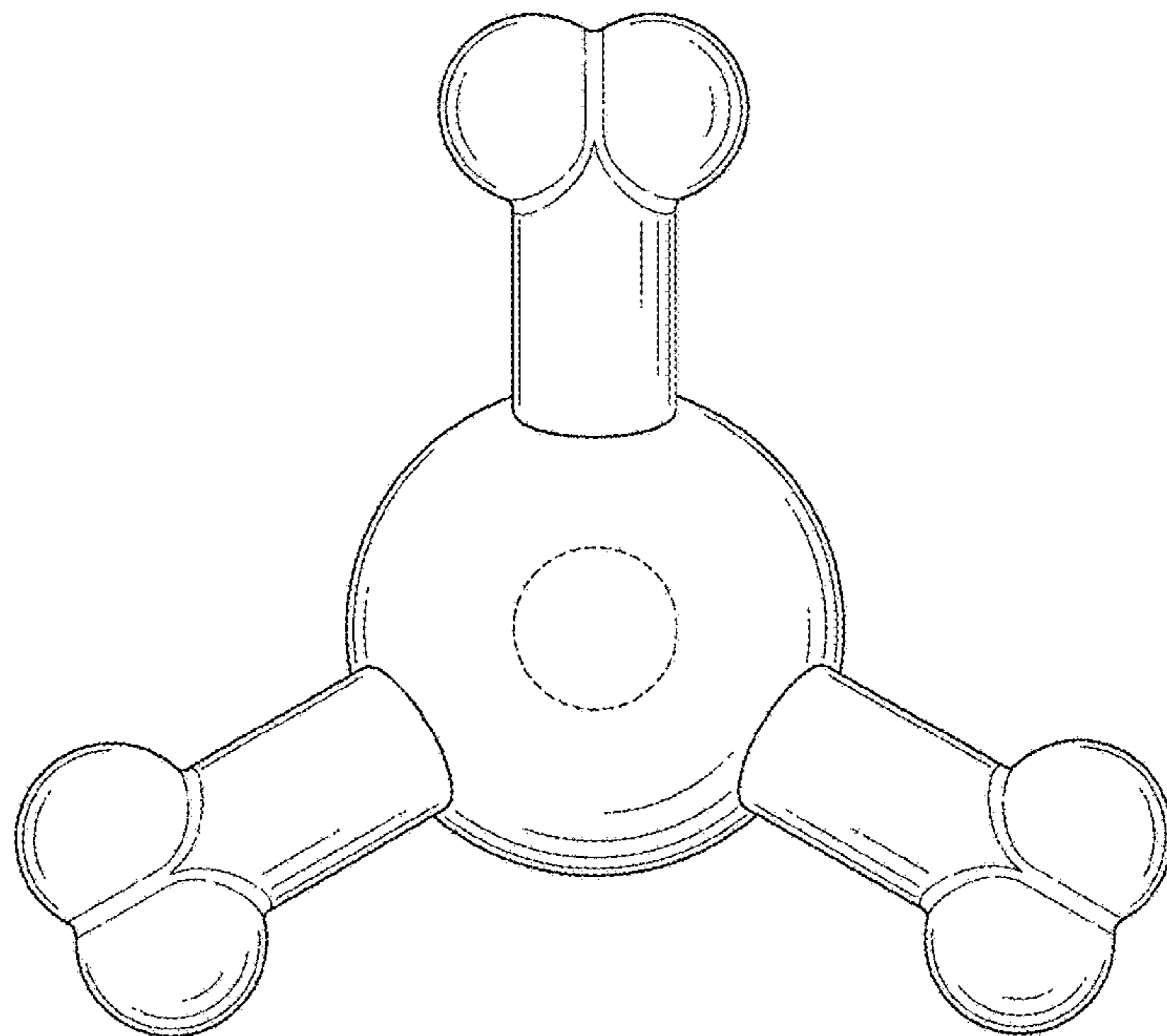


FIG. 6