



US00D779120S

(12) **United States Design Patent** (10) **Patent No.:** **US D779,120 S**
Cull (45) **Date of Patent:** **** Feb. 14, 2017**

(54) **HAIRLINE GRIPPING BAND**
(71) Applicant: **Jennifer Ann Cull**, Smyrna, GA (US)
(72) Inventor: **Jennifer Ann Cull**, Smyrna, GA (US)
(**) Term: **14 Years**
(21) Appl. No.: **29/521,608**
(22) Filed: **Mar. 25, 2015**
(51) **LOC (10) Cl.** **28-03**
(52) **U.S. Cl.**
USPC **D28/41; D28/93**
(58) **Field of Classification Search**
USPC ... D28/21-34, 39-43, 92, 93; 132/101, 126,
132/128-131, 144, 148, 219, 275-284;
D11/3-6; D2/871-875
CPC A45D 8/00
See application file for complete search history.

(56) **References Cited**
U.S. PATENT DOCUMENTS
4,499,741 A * 2/1985 Harris A41D 20/00
2/162
4,918,758 A * 4/1990 Rendina A63F 9/0098
2/171

D316,774 S * 5/1991 Falk D2/875
5,590,422 A * 1/1997 Henderson A41D 20/00
132/273
D399,635 S * 10/1998 Knight D2/627
D468,013 S * 12/2002 Mason D24/128
D479,327 S * 9/2003 Hansen D24/128
D511,036 S * 11/2005 Moses D2/894
D519,716 S * 5/2006 Smith D2/875
D538,514 S * 3/2007 Nadeau D2/894

* cited by examiner

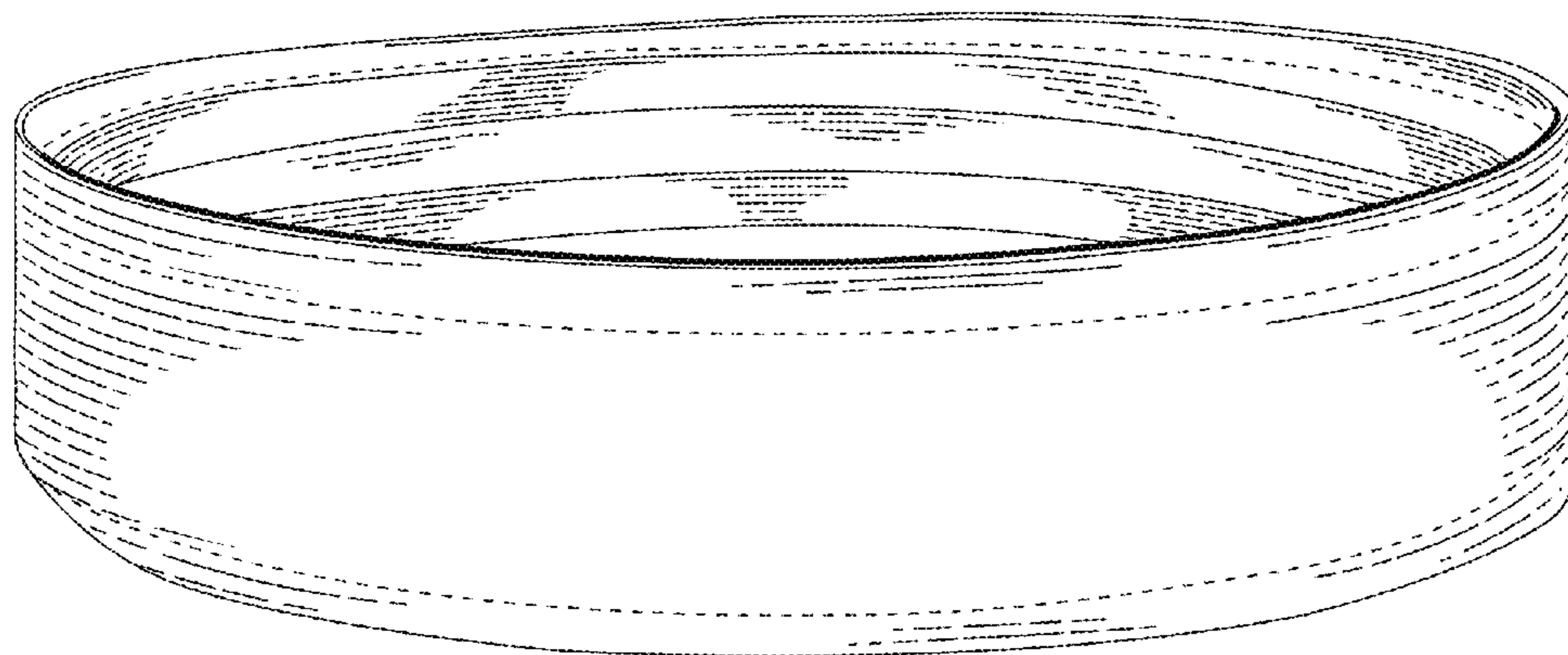
Primary Examiner — Zenia Bennett

(57) **CLAIM**
The ornamental design for a hairline gripping band, as shown and described.

DESCRIPTION

FIG. 1 is a front perspective view of a hairline gripping band;
FIG. 2 is a rear perspective view thereof;
FIG. 3 is a top-side elevational view thereof;
FIG. 4 is a bottom-side elevational view thereof;
FIG. 5 is a right-side elevational view thereof;
FIG. 6 is a left-side elevational view thereof;
FIG. 7 is a front-side elevational view thereof; and,
FIG. 8 is a rear-side elevational view thereof.

1 Claim, 8 Drawing Sheets



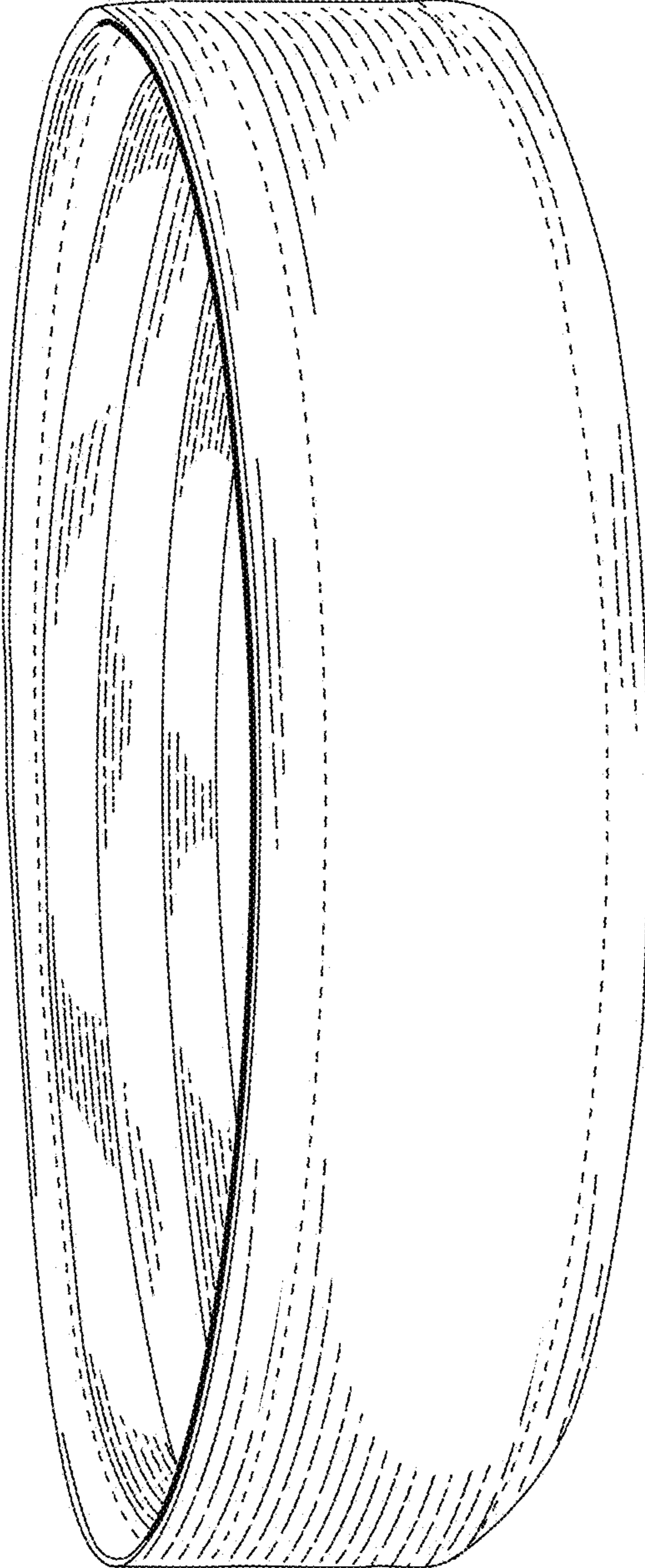


FIG. 1

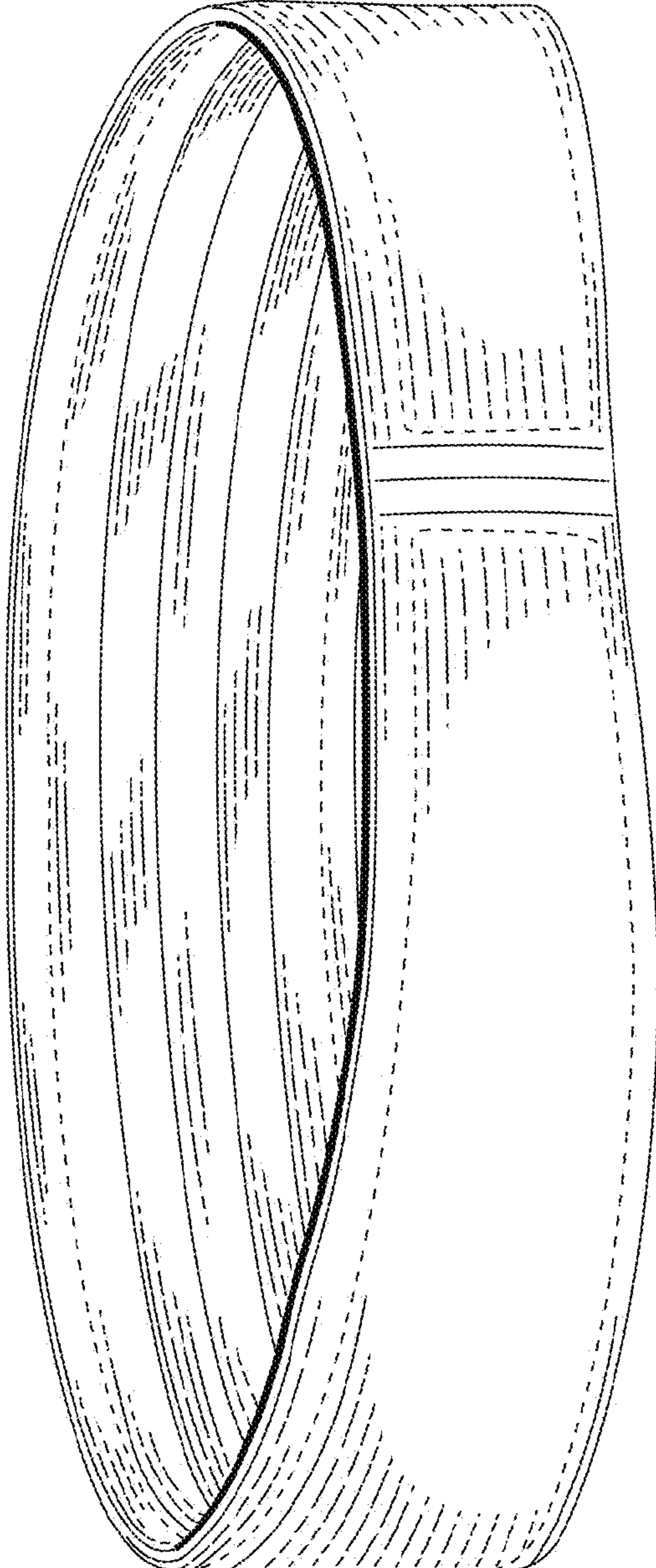


FIG. 2




FIG. 3




FIG. 4

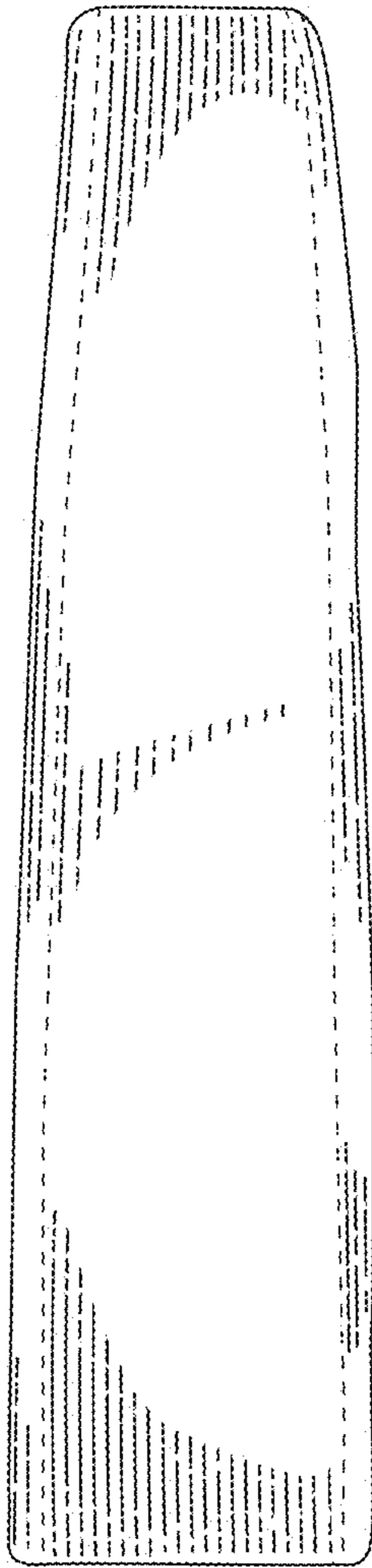


FIG. 5

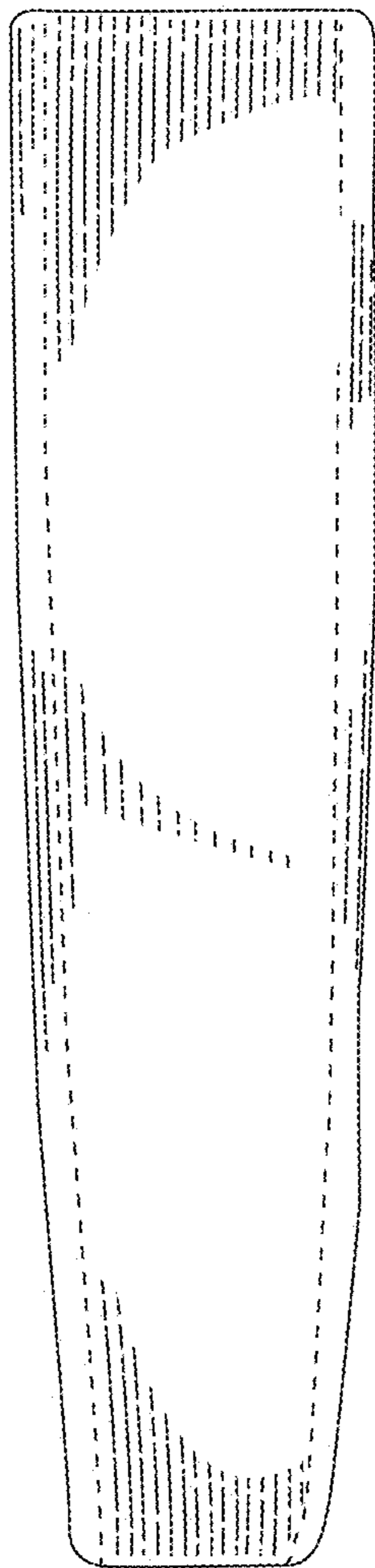


FIG. 6




FIG. 7

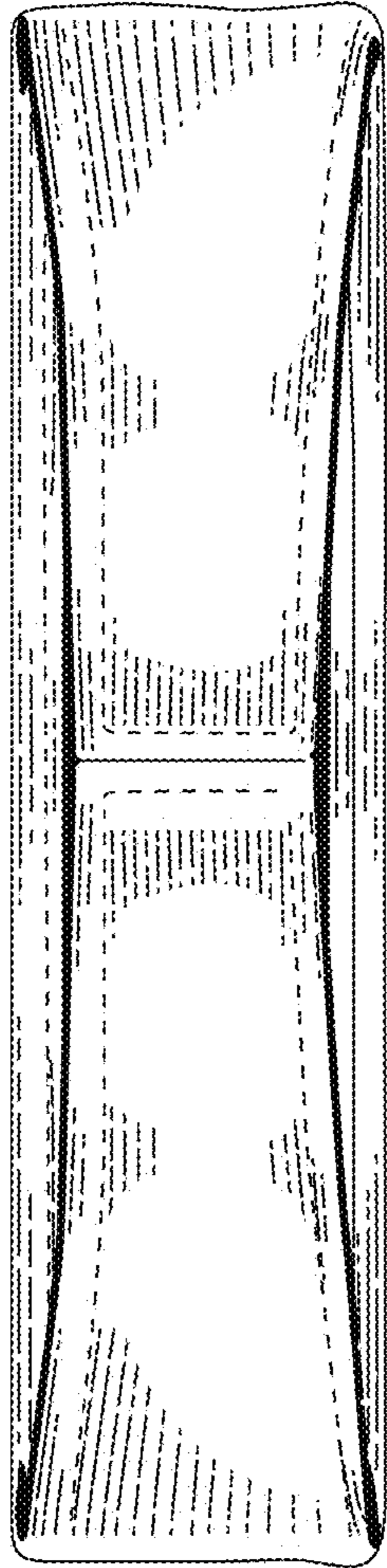


FIG. 8