



US00D779077S

(12) **United States Design Patent** (10) **Patent No.:** **US D779,077 S**
Ledezma et al. (45) **Date of Patent:** **** Feb. 14, 2017**

- (54) **ANKLE BRACE**
- (71) Applicants: **Bracemasters International, LLC**,
New Berlin, WI (US); **Frank J. Ledezma**,
Brookfield, WI (US)
- (72) Inventors: **Frank J. Ledezma**, Brookfield, WI
(US); **Timothy F. O’Keefe**, Delavan,
WI (US)
- (73) Assignee: **Bracemasters International, LLC**,
New Berlin, WI (US)
- (**) Term: **14 Years**
- (21) Appl. No.: **29/503,003**
- (22) Filed: **Sep. 22, 2014**
- (51) **LOC (10) Cl.** **24-01**
- (52) **U.S. Cl.**
USPC **D24/192**
- (58) **Field of Classification Search**
USPC D24/190, 192; D2/970, 980, 984–986,
D2/989; D29/120.1, 121.2
CPC A61F 5/0111; A61F 5/0127; A61F 13/066;
A61F 5/012; A61F 13/085; A63C 17/18;
A63C 17/06; A43B 7/20; A43B 5/00
See application file for complete search history.

5,370,604 A 12/1994 Bernardoni
5,456,976 A 10/1995 LaMarca et al.
5,472,414 A 12/1995 Detty
(Continued)

FOREIGN PATENT DOCUMENTS

WO 2011/113473 A1 9/2011

OTHER PUBLICATIONS

The Richie Brace; Precision Orthotic Lab International; www.precisionorthotic.com/precision/products/richiebrace.htm; Copyright © 2004; 3 pages.

(Continued)

Primary Examiner — George D Kirschbaum
Assistant Examiner — Jennifer Watkins
(74) *Attorney, Agent, or Firm* — Husch Blackwell LLP

(57) **CLAIM**

The ornamental design for an ankle brace, as shown and described.

DESCRIPTION

FIG. 1 is a perspective view of an ankle brace, FIG. 2 is a left side view thereof; FIG. 3 is a right view thereof; FIG. 4 is a front view thereof; FIG. 5 is rear view thereof; FIG. 6 is a top view thereof; and, FIG. 7 is a bottom view thereof.

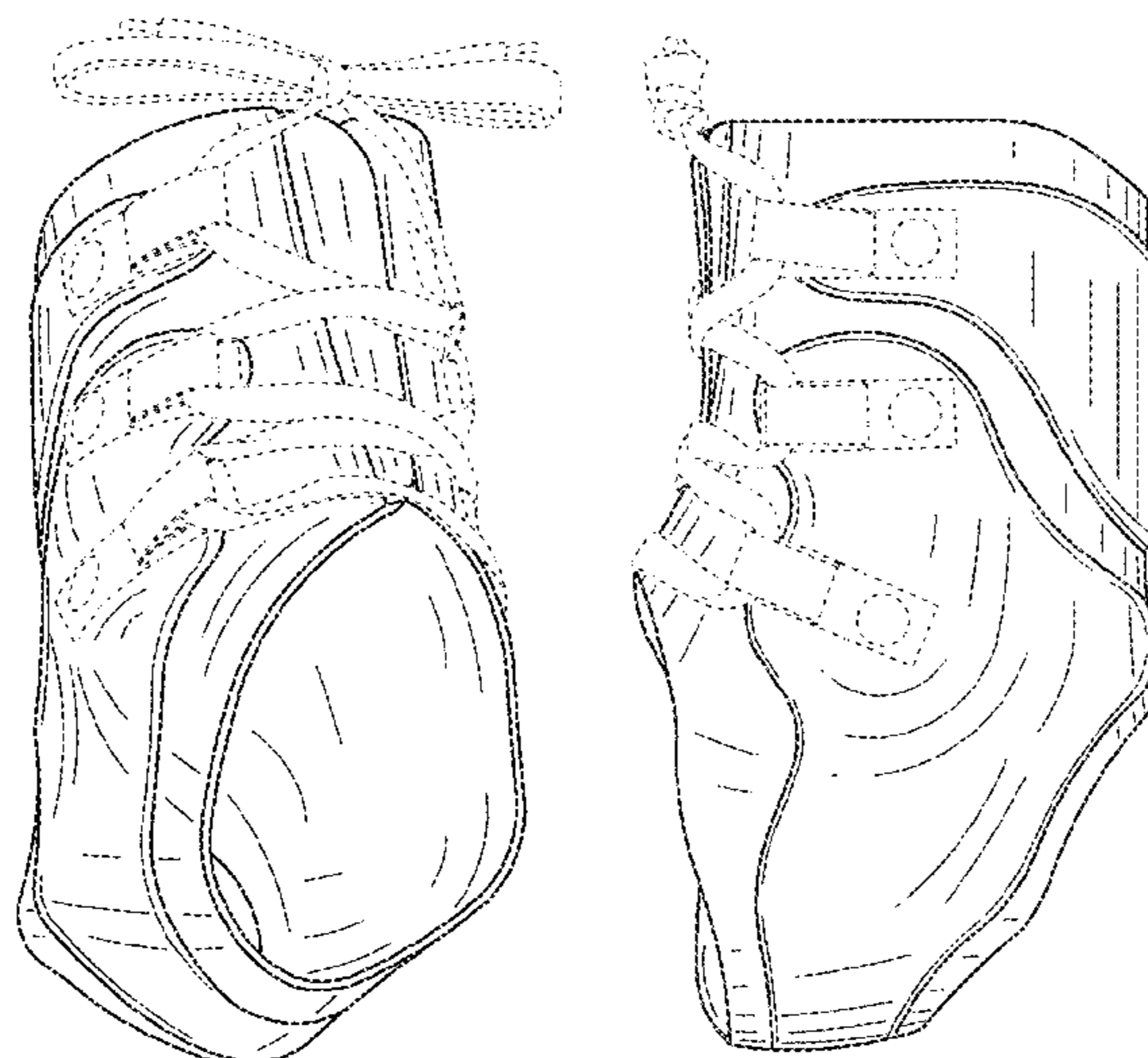
It is noted that the ankle brace illustrated in the drawings is for use on a right foot and it is understood that, for an ankle brace for use on a left foot, but still in accordance with the ornamental design illustrated in the drawings, each of the respective views shown in the Figures would be a mirror image thereof.

The broken lines illustrate portions of the ankle brace which form no part of the claimed design.

1 Claim, 4 Drawing Sheets

(56) **References Cited**
U.S. PATENT DOCUMENTS

1,037,441 A	9/1912	Collis
2,994,322 A	8/1961	Cullen et al.
3,333,353 A	8/1967	Garcia
3,970,083 A	7/1976	Carrigan
4,187,844 A	2/1980	Caprio, Jr.
D255,384 S	6/1980	Finnieston
4,280,488 A	7/1981	Polsky et al.
4,863,779 A	9/1989	Daponte
4,878,505 A	11/1989	Thanner
4,998,537 A	3/1991	Rau
D339,671 S	9/1993	Manning



(56)

References Cited

U.S. PATENT DOCUMENTS

5,501,659	A	3/1996	Morris et al.	
5,657,767	A *	8/1997	Nelson et al.	A61F 5/0111 128/882
5,713,837	A	2/1998	Grim et al.	
D394,112	S *	5/1998	Duback et al.	D24/192
5,814,002	A *	9/1998	Nelson	A61F 5/0111 128/882
5,853,380	A	12/1998	Miller	
6,024,712	A	2/2000	Iglesias et al.	
6,083,184	A	7/2000	Kenosh	
6,155,997	A	12/2000	Castro	
D440,661	S	4/2001	Cionitti	
6,212,743	B1	4/2001	Cohen	
6,394,917	B1	5/2002	Chiappini et al.	
6,517,505	B1	2/2003	Veldman	
6,540,705	B2 *	4/2003	Norstrem et al.	A61F 5/0111 602/23
6,652,474	B1 *	11/2003	Quinn et al.	602/21
6,663,584	B2	12/2003	Griesbach, III et al.	
6,767,332	B1	7/2004	Pardue et al.	
D509,586	S	9/2005	Lee	
7,014,621	B2	3/2006	Nelson	
7,018,351	B1	3/2006	Iglesias et al.	
D548,846	S	8/2007	Buethorn	
D552,744	S *	10/2007	Verkade et al.	D24/192
D559,988	S	1/2008	Buethorn	
7,513,881	B1	4/2009	Grim et al.	
7,651,472	B2	1/2010	Gaylord et al.	
7,691,076	B2	4/2010	Castro	
7,918,811	B2	4/2011	Lussier et al.	
7,950,676	B2 *	5/2011	Goldsmith et al.	280/11.12
D639,965	S *	6/2011	Wehsely-Swiczinsky ...	D24/192
7,993,295	B2	8/2011	Nelson	
D649,650	S *	11/2011	Wehsely-Swiczinsky ...	D24/192
D682,434	S *	5/2013	Heyd et al.	D24/192
8,512,269	B1 *	8/2013	Stano et al.	602/27
D696,409	S *	12/2013	Best et al.	D24/192
D708,344	S *	7/2014	Best et al.	D24/192
D722,382	S *	2/2015	Lee et al.	D24/192
2003/0083603	A1	5/2003	Nelson	
2004/0034316	A1	2/2004	Castro	
2005/0096576	A1	5/2005	Castro	
2009/0076428	A1	3/2009	Kay	
2010/0094392	A1	4/2010	Nguyen et al.	
2011/0196276	A1	8/2011	Kuhn	
2014/0188026	A1	7/2014	Gaylord	
2014/0213953	A1 *	7/2014	Heyd et al.	602/27
2014/0243724	A1	8/2014	Dodin	
2014/0276314	A1 *	9/2014	Heyd et al.	602/27

OTHER PUBLICATIONS

Richie Brace—Custom Articulated Ankle Foot Orthosis; www.footcareexpress.com/services/richie_brace_php; Copyright © 2011; 5 pages.

PCT Notification of Transmittal of the International Search Report and the Written Opinion of the International Searching Authority, or the Declaration; PCT International Search Report; PCT Written Opinion of the International Searching Authority relating to International Application No. PCT/US11/58317, date of mailing Feb. 13, 2012 (7 pgs.).

DRAFO DRG; Bracemasters International, LLC; www.bracemasters.com; Apr. 2010; 2 pages.

Need value? quality? results? Think DRAFO; Bracemasters International, LLC; www.bracemasters.com; Sep. 2010; 3 pages.

AS1 Ankle Brace—Active Ankle; www.activeankle.com; at least as early as Dec. 2012; 2 pages.

EZ Lacer Ankle Brace—Active Ankle; www.activeankle.com; at least as early as Dec. 2012; 2 pages.

CF Pro Ankle Brace—Active Innovations; www.activeankle.com; at least as early as Dec. 2012; 2 pages.

Pro Med Ankle Brace—Active Innovations; www.activeankle.com; at least as early as Dec. 2012; 2 pages.

Multi-Phase Ankle Brace—Active Innovations; www.activeankle.com; at least as early as Dec. 2012; 2 pages.

T1 Ankle Brace—Active Ankle; www.activeankle.com; at least as early as Dec. 2012; 2 pages.

T2 Ankle Brace—Active Ankle; www.activeankle.com; at least as early as Dec. 2012; 2 pages.

Volt Ankle Brace—Active Ankle; www.activeankle.com; at least as early as Dec. 2012; 2 pages.

Johnson, R. et al.; Comparative Study of Ankle Support Devices; *Journal of the American Podiatric Medical Association*; vol. 84, No. 3; Mar. 1994; available at www.activeankle.com; 1 page.

Parekh, S. et al.; Prophylactic Bracing Decreases Ankle Injuries in Collegiate Female Volleyball Players; University of North Carolina; University of Pennsylvania; at least as early as Dec. 2012; available at www.activeankle.com; 2 pages.

Gehlsen, G. et al.; Ankle Joint Strength, Total Work, and ROM: Comparison Between Prophylactic Devices; *Athletic Training JNATA*; vol. 26, Spring 1991; available at www.activeankle.com; 4 pages.

Gehlsen, G. et al.; Subtalar Joint Movement During Running on Camber: Comparison Between Prophylactic Devices; Ball State University; at least as early as Dec. 2012; available at www.activeankle.com; 1 page.

Siegler, S. et al.; Heel Pain Control Characteristics of the Active Ankle Brace; Drexel University; at least as early as Dec. 2012; available at www.activeankle.com; 1 page.

Siegler, S. et al.; The Three Dimensional Passive Support Characteristics of Ankle Braces; presented at the 1996 American College of Foot and Ankle Surgeons Meeting and Scientific Seminar; available at www.activeankle.com; 2 pages.

Power Lacer Ankle Brace—Active Ankle; www.activeankle.com; at least as early as Dec. 2012; 2 pages.

The DRAFO DRG—Dynamic Response Gauntlet—Practitioner's Guide; Bracemasters International, LLC; www.bracemasters.com; published after Oct. 28, 2011; 2 pages.

Ossur Form Fit® Ankle Brace; <http://www.ossur.com/?PageID=13539>; at least as early as Dec. 2012; 2 pages.

DRAFO Caregiver Guide; Bracemasters International, LLC; www.bracemasters.com; Apr. 2011; 2 pages.

DRAFO Selection Guide; Bracemasters International, LLC; www.bracemasters.com; Apr. 2011; 2 pages.

DRAFO Clinical Education Workshop; Bracemasters International, LLC; www.bracemasters.com; Apr. 2011; 2 pages.

DRAFO Introduction; Bracemasters International, LLC; www.bracemasters.com; Apr. 2011; 2 pages.

DRAFO Practitioner Toolbox; Bracemasters International, LLC; www.bracemasters.com; Apr. 2011; 2 pages.

DRAFO Sport—The Ultimate Solution for Athletic Ankle Bracing; Bracemasters International, LLC; www.bracemasters.com; May 2011; 2 pages.

DRAFO Sport advertisement; Bracemasters International, LLC; www.bracemasters.com; May 2011; 1 page.

The DRAFO Difference; Bracemasters International, LLC; www.bracemasters.com; Sep. 2011; 2 pages.

EXCEL Ankle Brace—Active Ankle; www.activeankle.com; at least as early as Dec. 2012; 2 pages.

* cited by examiner



FIG. 1

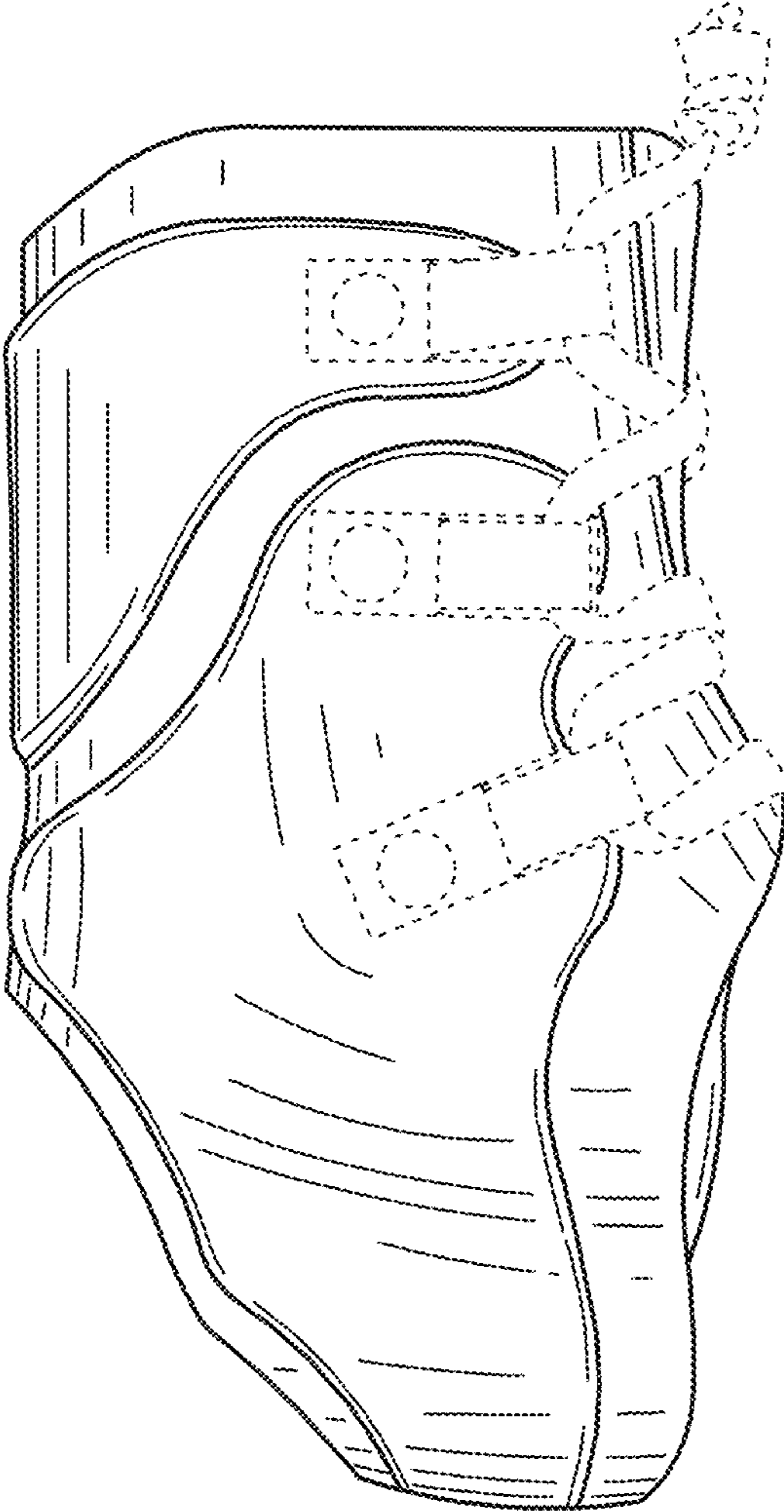


FIG. 2

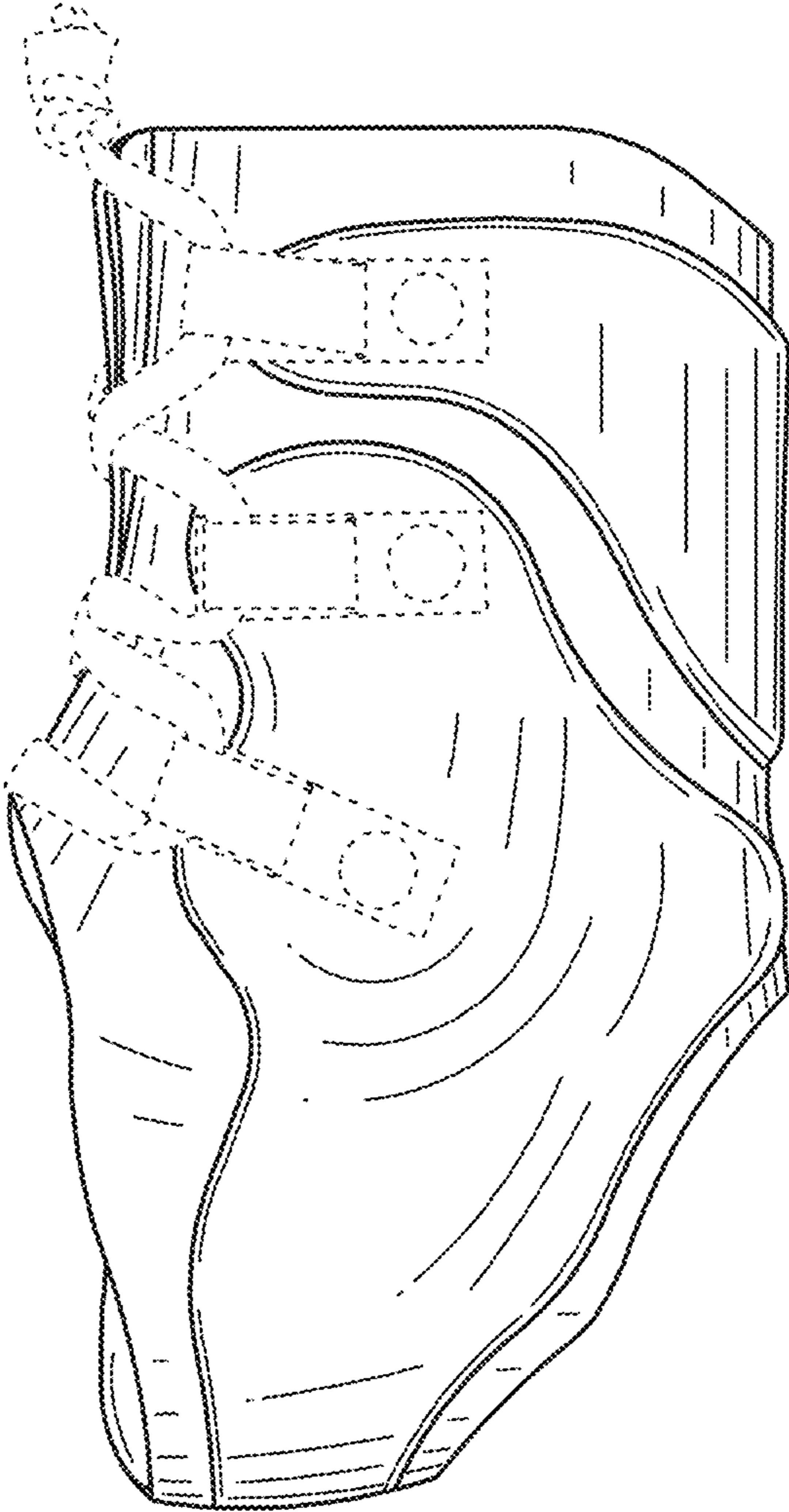


FIG. 3

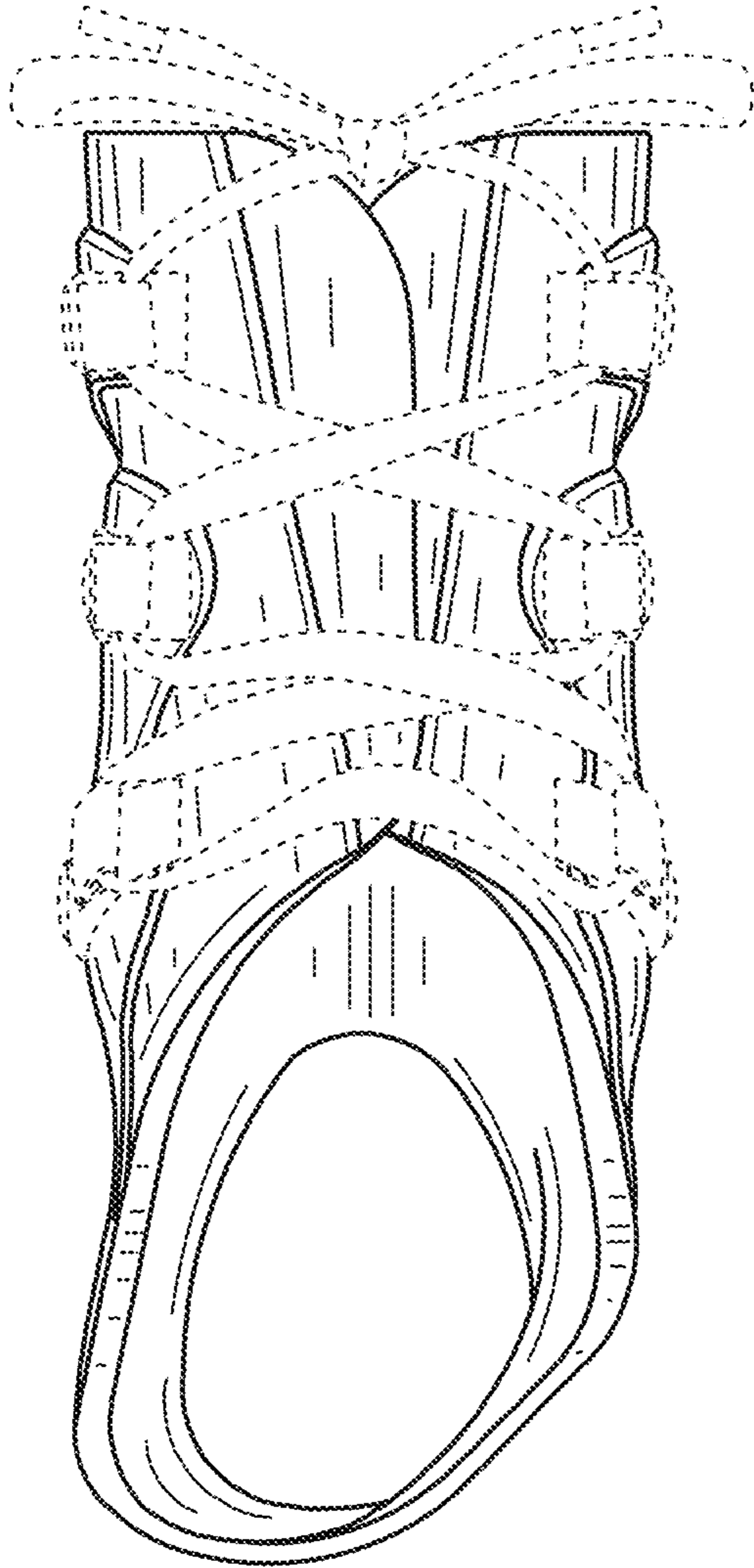


FIG. 4

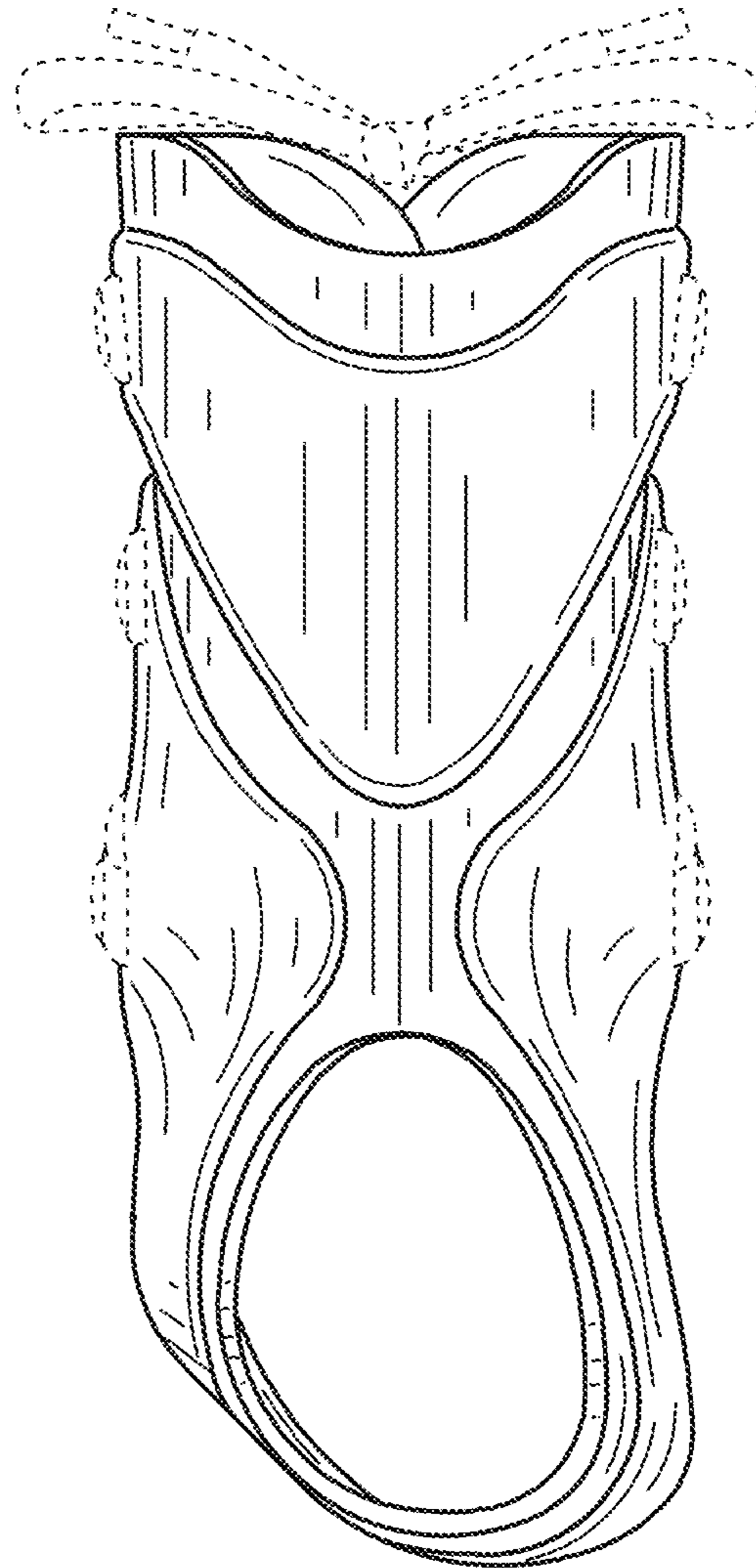


FIG. 5

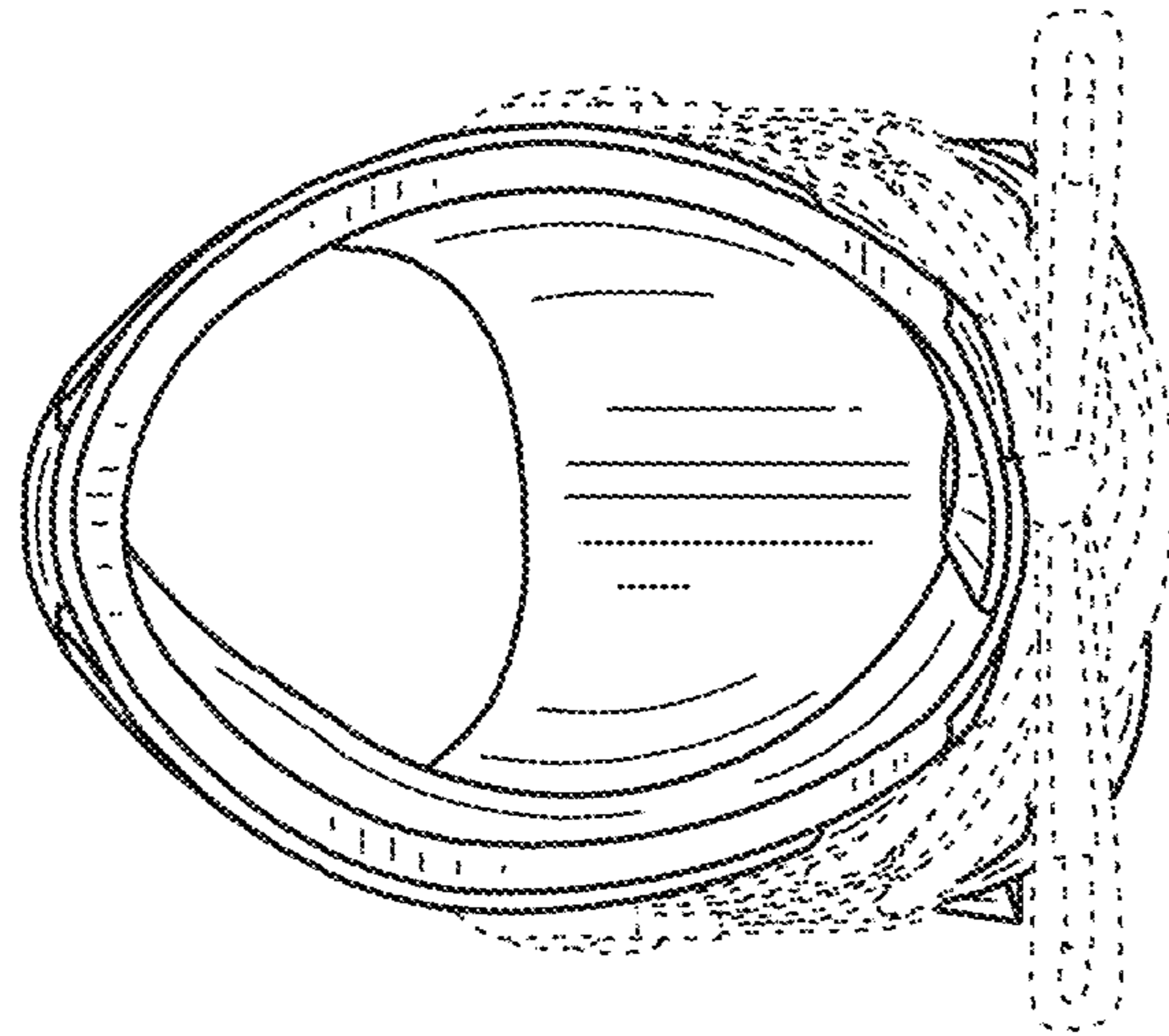


FIG. 6

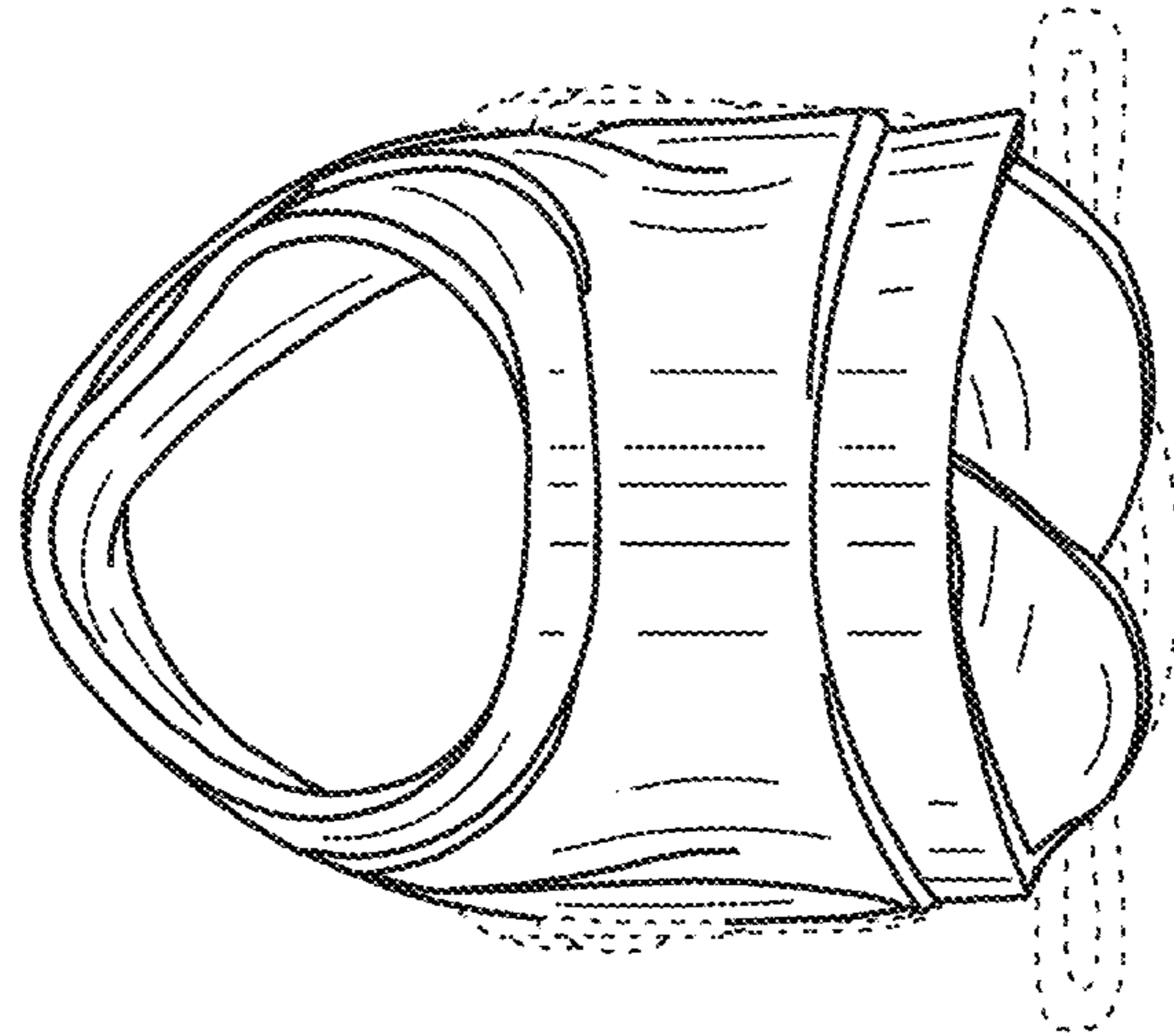


FIG. 7