



US00D779071S

(12) **United States Design Patent** (10) **Patent No.:** **US D779,071 S**
Warner, III et al. (45) **Date of Patent:** **** Feb. 14, 2017**

(54) **POSITIVE EXPIRATORY PRESSURE DEVICE**

(71) Applicants: **Christopher D. Warner, III**, Apopka, FL (US); **Bradley Allen Wheeler**, Greenwood, IN (US)

(72) Inventors: **Christopher D. Warner, III**, Apopka, FL (US); **Bradley Allen Wheeler**, Greenwood, IN (US)

(**) Term: **15 Years**

(21) Appl. No.: **29/572,885**

(22) Filed: **Aug. 1, 2016**

Related U.S. Application Data

(63) Continuation of application No. 14/826,410, filed on Aug. 14, 2015.

(51) **LOC (10) Cl.** **24-00**

(52) **U.S. Cl.**
USPC **D24/164**

(58) **Field of Classification Search**
USPC D24/110, 164, 110.1, 110.5, 110.6, 108, D24/162, 129; 128/205.24, 200.24
CPC A61M 16/209; A61H 23/0236
See application file for complete search history.

(56) **References Cited**

U.S. PATENT DOCUMENTS

1,392,700 A 10/1921 Oyen
D214,972 S * 8/1969 Katerndahl D24/110
4,601,465 A 7/1986 Roy
D333,004 S * 2/1993 McNamee D24/164
5,547,440 A 8/1996 Rubens
5,829,429 A * 11/1998 Hughes A61H 23/0236
128/200.24
D412,979 S * 8/1999 Weinstein D24/110
D416,085 S * 11/1999 Forssell D24/110
D429,330 S * 8/2000 Hoenig D24/110.6

D440,651 S * 4/2001 Foran D24/110
D450,381 S 11/2001 Weinstein
6,343,603 B1 2/2002 Tuck
6,425,393 B1 7/2002 Lurie
6,500,095 B1 12/2002 Hougen
D476,413 S * 6/2003 Pearce, Jr. D24/110
6,659,100 B2 12/2003 O'Rourke
6,726,598 B1 4/2004 Jarvis
6,848,443 B2 2/2005 Schmidt

(Continued)

FOREIGN PATENT DOCUMENTS

WO WO0027455 A1 5/2000

Primary Examiner — Rhea Shields

(57) **CLAIM**

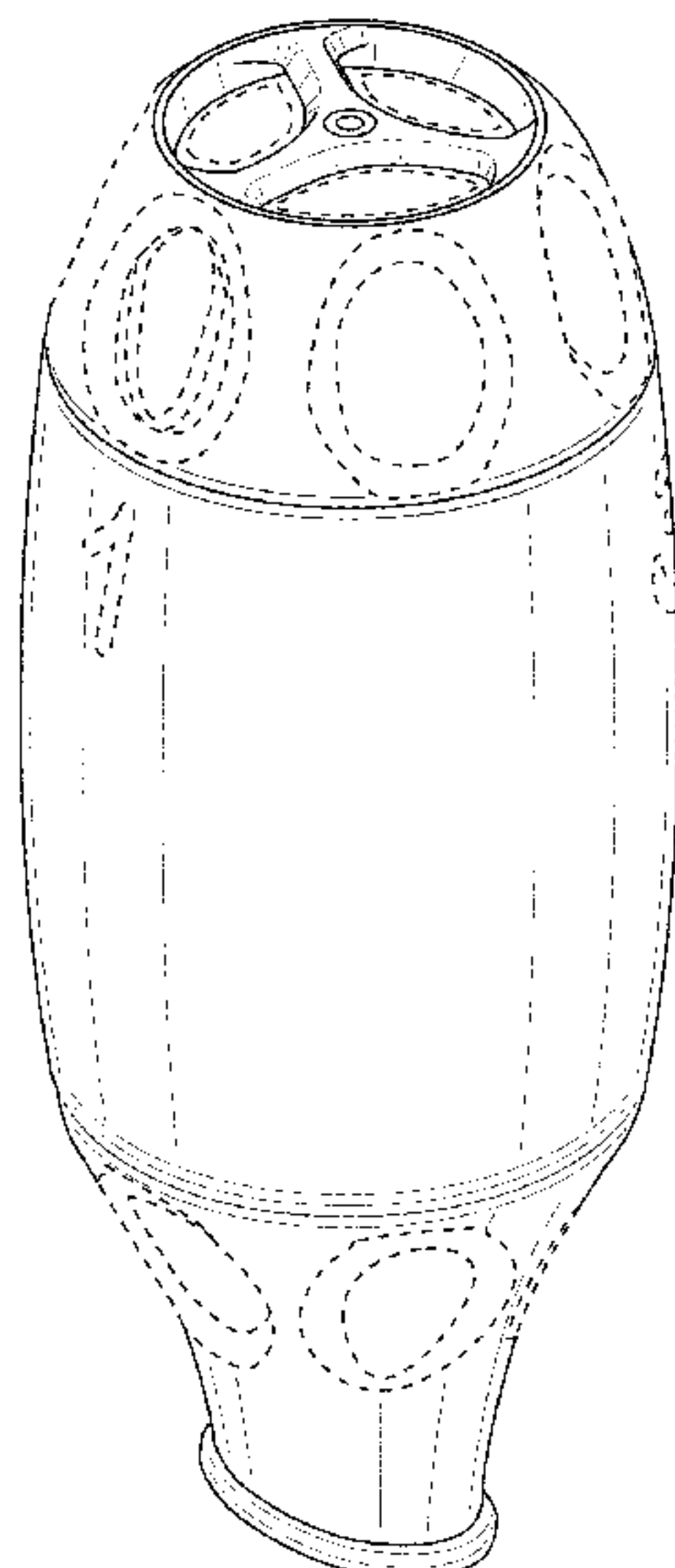
The ornamental design for a positive expiratory pressure device, as shown and described.

DESCRIPTION

FIG. 1 is a perspective view of an embodiment of a positive expiratory pressure device of the present application, according to one aspect;
FIG. 2 is a front elevational view of the positive expiratory pressure device of FIG. 1;
FIG. 3 is a rear elevational view of the positive expiratory pressure device of FIG. 1;
FIG. 4 is a left side elevational view of the positive expiratory pressure device of FIG. 1;
FIG. 5 is a right side elevational view of the positive expiratory pressure device of FIG. 1;
FIG. 6 is a top view of the positive expiratory pressure device of FIG. 1; and,
FIG. 7 is a bottom view of the positive expiratory pressure device of FIG. 1.

In the drawings, the broken lines are for the purpose of illustrating environment only and form no part of the claimed design.

1 Claim, 7 Drawing Sheets



(56)

References Cited

U.S. PATENT DOCUMENTS

6,904,906 B2 6/2005 Salter
 D535,750 S * 1/2007 Clawson D24/162
 D542,913 S * 5/2007 Aspinall D24/110
 D549,344 S * 8/2007 Eckman D24/171
 D561,330 S 2/2008 Richards
 7,699,054 B2 4/2010 Pelerosi
 8,025,054 B2 9/2011 Dunsmore
 D659,835 S * 5/2012 Benson D24/164
 8,251,876 B2 8/2012 Boerst
 8,327,849 B2 12/2012 Foley
 D677,789 S * 3/2013 Row D24/129
 D679,801 S * 4/2013 Abel D24/110
 D680,642 S * 4/2013 Guerra D24/110.5
 8,534,284 B2 9/2013 Dunsmore
 D692,128 S * 10/2013 Miller D24/110.6
 D692,140 S * 10/2013 Alvino D24/164
 D692,555 S * 10/2013 Maksym D24/110
 D693,004 S * 11/2013 Larsen D24/164
 D694,410 S * 11/2013 Benson D24/164
 8,758,202 B2 6/2014 Foley
 8,783,251 B2 7/2014 Koledin

D710,989 S * 8/2014 Bertinetti D24/110
 D724,198 S * 3/2015 Oostman D24/110.1
 D731,050 S * 6/2015 Meyer D24/110.5
 D736,371 S * 8/2015 Row D24/129
 D737,951 S * 9/2015 Lindsay D24/108
 D742,503 S * 11/2015 Mullinger D24/110
 D743,019 S * 11/2015 Schultz D24/108
 D744,655 S * 12/2015 Benson D24/164
 D745,140 S * 12/2015 Wheeler D24/110
 D755,367 S * 5/2016 Plunkett D24/110
 D757,246 S * 5/2016 Steelman D24/110
 D757,926 S * 5/2016 Van Sickle D24/110
 D759,806 S * 6/2016 Steelman D24/110
 D760,375 S * 6/2016 Ng D24/110
 D760,902 S * 7/2016 Persson D24/162
 D767,754 S * 9/2016 Danford D24/110.1
 2003/0140925 A1 7/2003 Sapienza
 2012/0041329 A1 2/2012 Chatham
 2012/0186585 A1 7/2012 Richards
 2012/0272956 A1 11/2012 Rusher
 2013/0228174 A1 9/2013 Guo
 2016/0045690 A1 * 2/2016 Warner A61M 16/209
 128/205.24

* cited by examiner

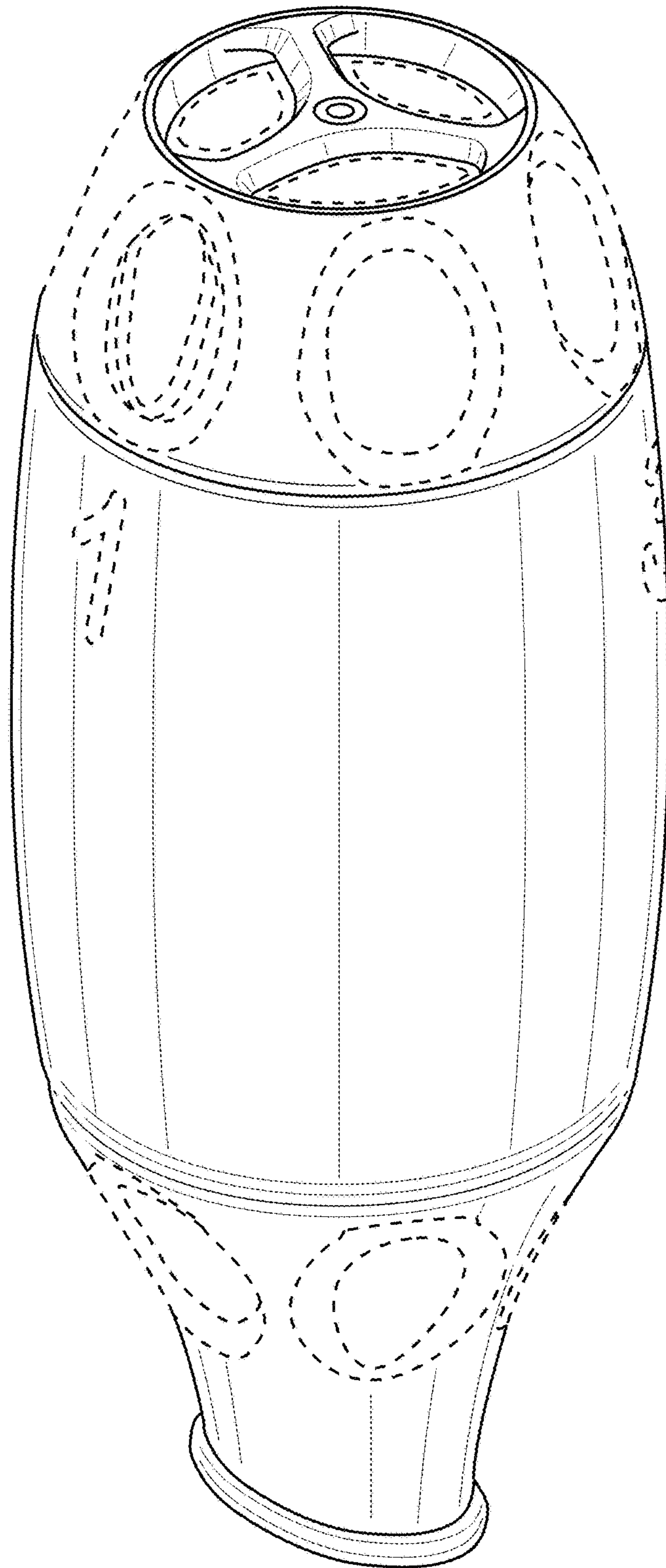


FIG. 1




FIG. 2




FIG. 3




FIG. 4




FIG. 5




FIG. 6

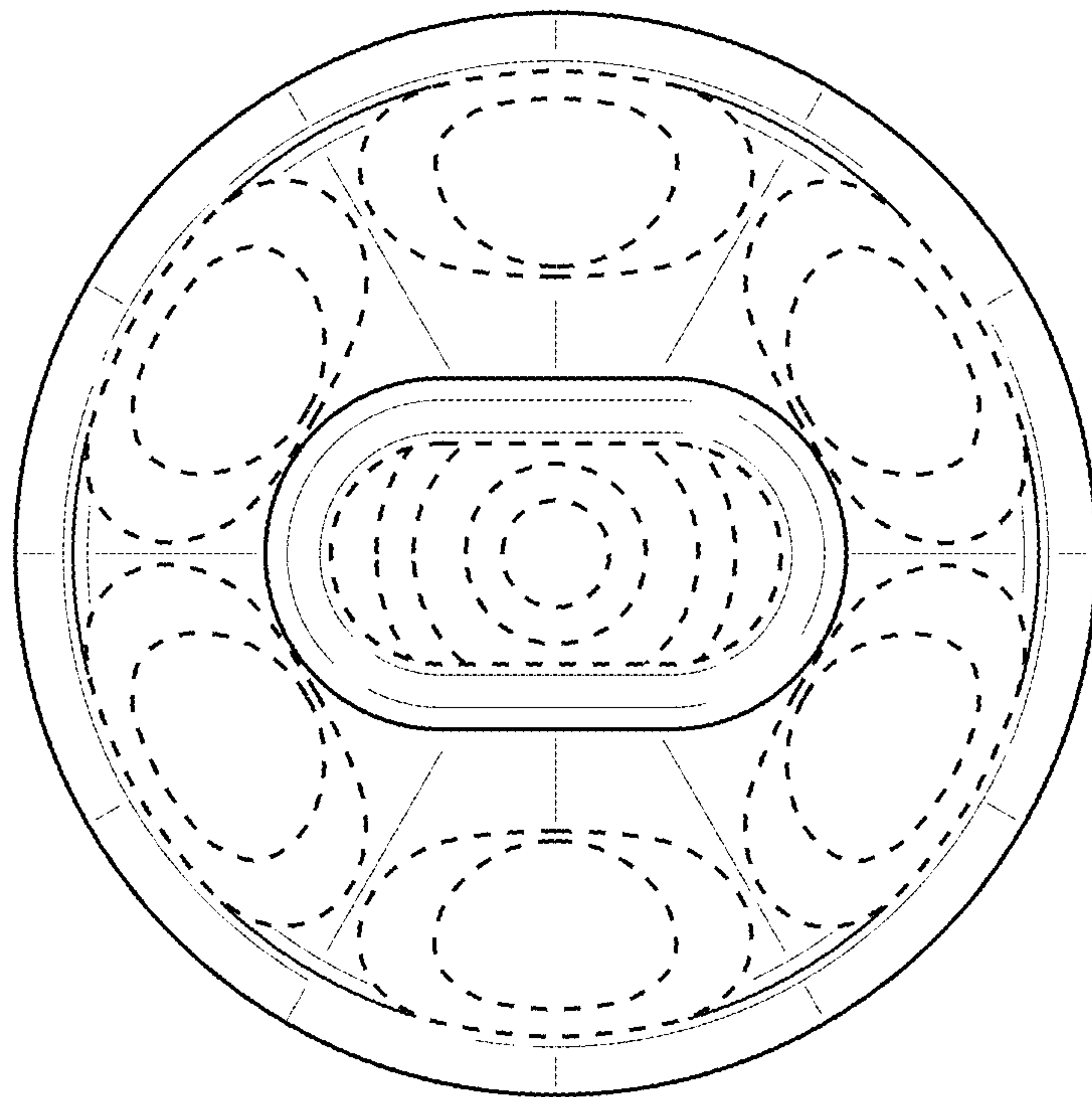


FIG. 7