



US00D779066S

(12) **United States Design Patent**  
**Su**

(10) **Patent No.:** **US D779,066 S**

(45) **Date of Patent:** **\*\* Feb. 14, 2017**

(54) **NASAL IMPLANTS**

(71) Applicant: **SHAWHAN BIOMEDICAL CO., LTD.**, Taipei (TW)

(72) Inventor: **Sea-Quan Su**, Taipei (TW)

(73) Assignee: **SHAWHAN BIOMEDICAL CO., LTD.**, Taipei (TW)

(\*\*) Term: **14 Years**

(21) Appl. No.: **29/516,675**

(22) Filed: **Feb. 5, 2015**

(51) **LOC (10) Cl.** ..... **24-02**

(52) **U.S. Cl.**  
USPC ..... **D24/155**

(58) **Field of Classification Search**  
USPC ..... D24/155-157  
CPC ..... A61F 2/0059; A61F 2/186; A61F 2/18  
See application file for complete search history.

(56) **References Cited**

**U.S. PATENT DOCUMENTS**

D270,759 S \* 9/1983 Straith ..... 128/DIG. 21  
4,938,234 A \* 7/1990 Capriotti ..... A61F 2/18  
128/898

5,030,232 A \* 7/1991 Pham ..... A61F 2/186  
623/10  
D320,659 S \* 10/1991 Johansson ..... D24/155  
5,112,353 A \* 5/1992 Johansson ..... A61F 2/186  
623/10  
D366,526 S \* 1/1996 Rizzo ..... D24/155  
5,716,405 A \* 2/1998 Mittelman ..... A61B 17/1604  
623/10  
D428,992 S \* 8/2000 O'Keeffe ..... D24/155

\* cited by examiner

*Primary Examiner* — Charles Hanson

(74) *Attorney, Agent, or Firm* — CKC & Partners Co., Ltd.


(57) **CLAIM**

The ornamental design for a nasal implants, as shown and described.

**DESCRIPTION**

FIG. 1 is a perspective view of a nasal implant showing my new design;  
FIG. 2 is a front view thereof;  
FIG. 3 is a rear view thereof;  
FIG. 4 is a left side view thereof;  
FIG. 5 is a right side view thereof;  
FIG. 6 is a top view thereof; and,  
FIG. 7 is a bottom view thereof.

**1 Claim, 7 Drawing Sheets**






Fig. 1




Fig. 2




Fig. 3

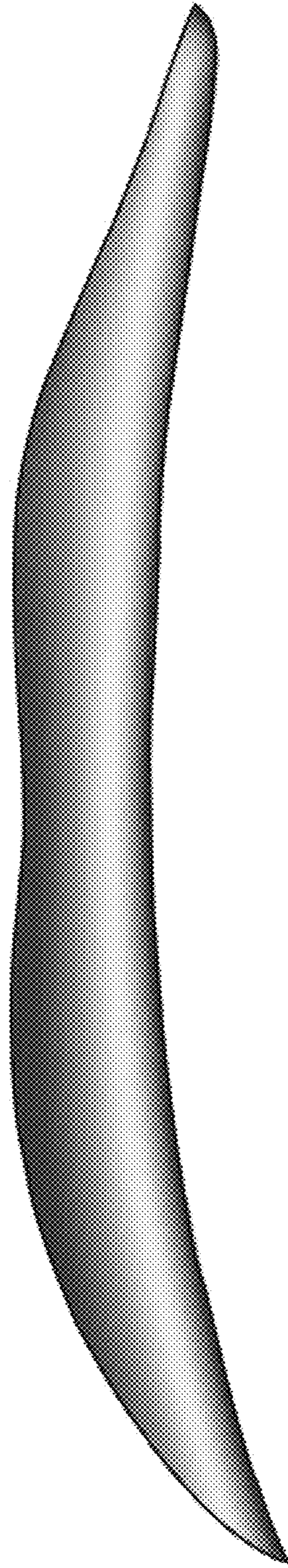


Fig. 4

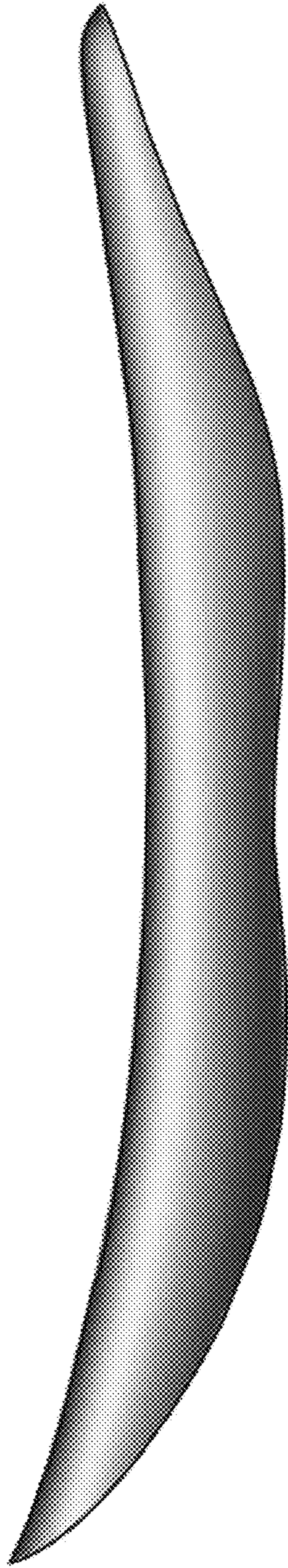


Fig. 5

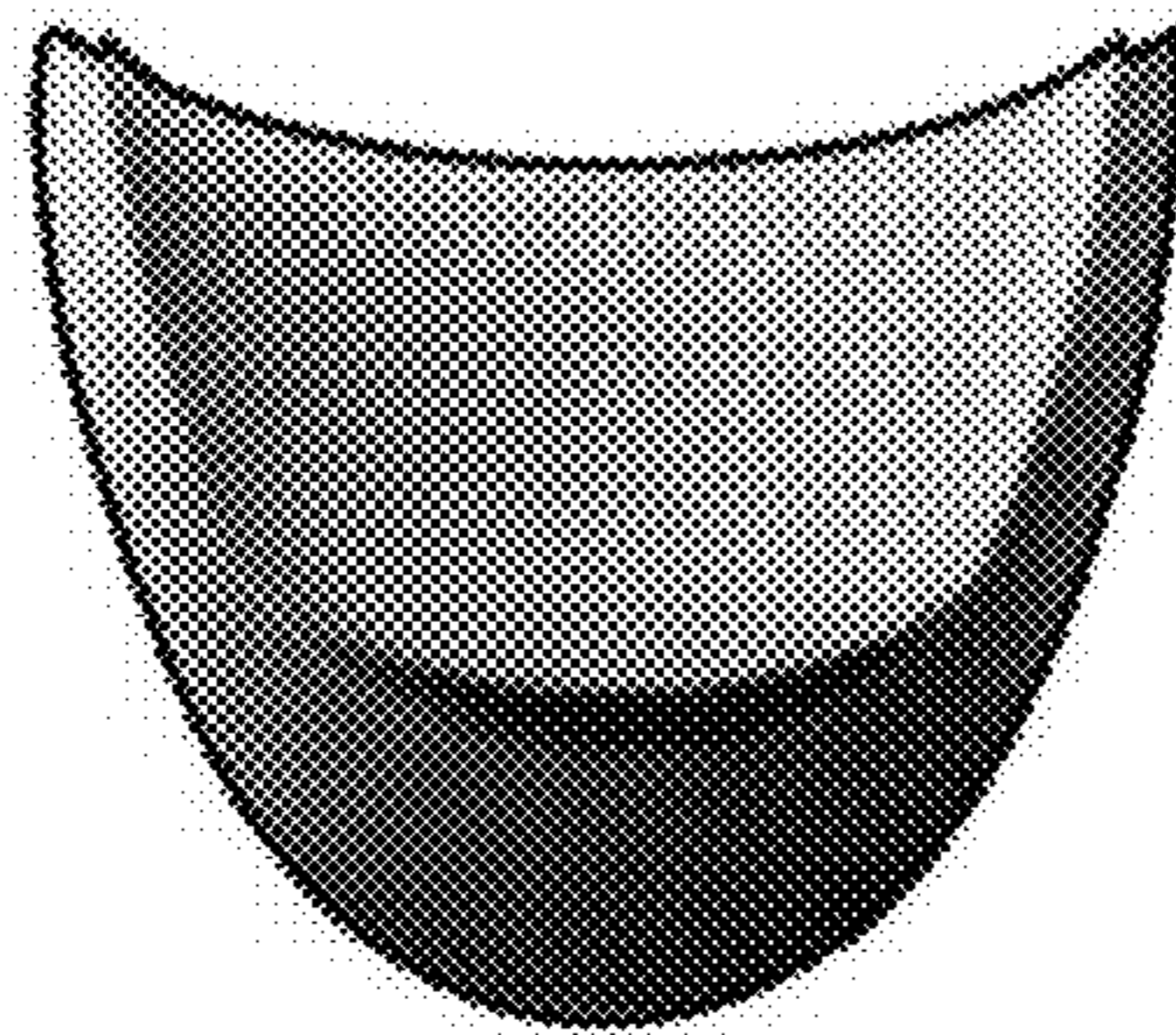


Fig. 6

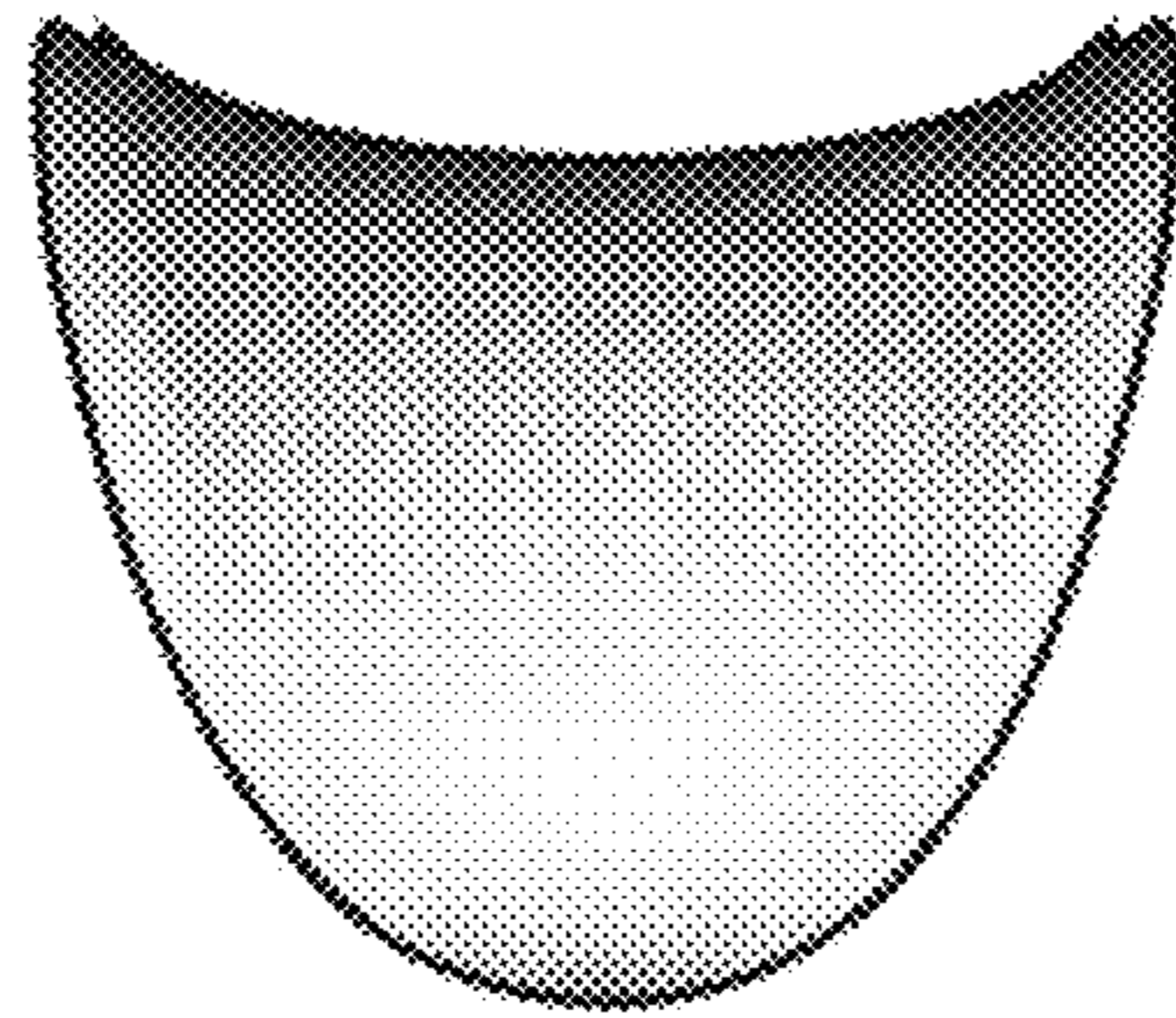


Fig. 7