



US00D779051S

(12) **United States Design Patent** (10) **Patent No.:** **US D779,051 S**  
**Carroll** (45) **Date of Patent:** **\*\* Feb. 14, 2017**

(54) <b>FLOOR REGISTER GRILLE</b>	6,302,784 B1 * 10/2001 Berger ..... F24F 13/02 454/289
(71) Applicant: <b>DECOR GRATES</b>	D462,757 S * 9/2002 Pettit ..... D23/388
<b>INCORPORATED</b> , Ajax (CA)	D510,997 S 10/2005 Berger
(72) Inventor: <b>Owen Carroll</b> , Port Perry (CA)	D517,191 S * 3/2006 Berger ..... D23/388
(73) Assignee: <b>DECOR GRATES</b>	D556,885 S 12/2007 Suri et al.
<b>INCORPORATED</b> , Ajax (CA)	D591,844 S 5/2009 Pettit
(**) Term: <b>15 Years</b>	D597,653 S * 8/2009 Calkins ..... D23/388
(21) Appl. No.: <b>29/569,539</b>	D608,438 S 1/2010 Mair
(22) Filed: <b>Jun. 28, 2016</b>	D609,326 S 2/2010 Mair
	D609,328 S 2/2010 Mair
	7,771,259 B2 * 8/2010 Pettit ..... F24F 13/084 454/289
	D687,525 S 8/2013 Heiser
	D738,484 S 9/2015 Carroll
	(Continued)

*Primary Examiner* — David Muller  
*Assistant Examiner* — Nathan Johnston  
 (74) *Attorney, Agent, or Firm* — Greer, Burns & Crain, Ltd.

**Related U.S. Application Data**  
 (62) Division of application No. 29/502,684, filed on Sep. 18, 2014, now Pat. No. Des. 762,297.

(30) **Foreign Application Priority Data**  
 May 27, 2014 (CA) ..... 156686  
 (51) **LOC (10) Cl.** ..... **23-04**  
 (52) **U.S. Cl.**  
 USPC ..... **D23/388**  
 (58) **Field of Classification Search**  
 USPC ..... D23/385-393, 381, 382, 370, 371, 354,  
 D23/358, 261; 454/309, 275-277, 284,  
 454/287-291  
 CPC ..... F24F 13/082; F24F 13/06; F24F 13/08  
 See application file for complete search history.

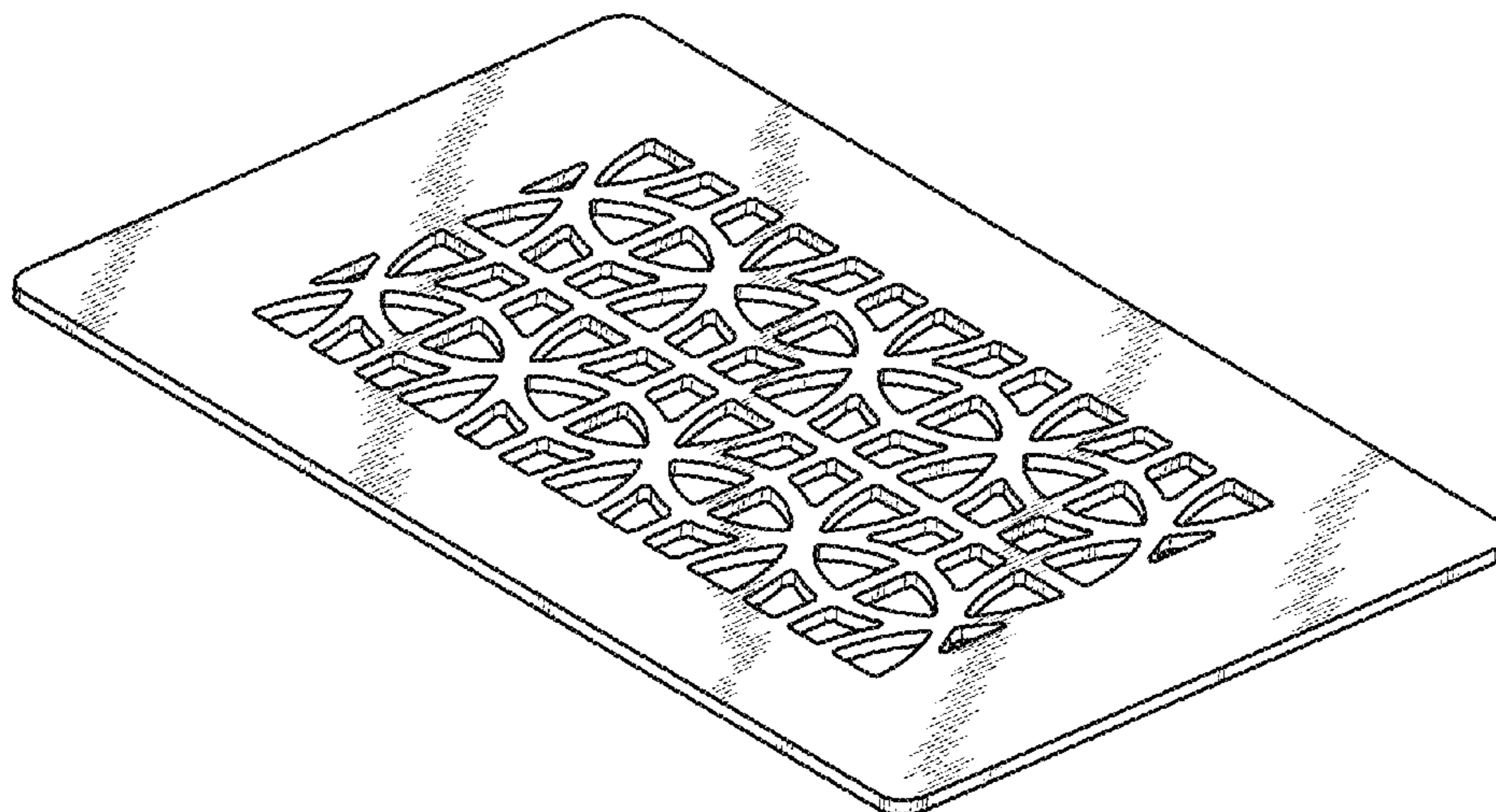
(57) **CLAIM**  
 The ornamental design for a floor register grille, as shown and described.

(56) **References Cited**  
 U.S. PATENT DOCUMENTS  
 D15,618 S \* 12/1884 Lighton ..... D23/388  
 D338,060 S 8/1993 Solie  
 D361,378 S 8/1995 Mitchell  
 D378,852 S 4/1997 Smolarski  
 D407,480 S \* 3/1999 Leiter ..... D23/388  
 5,984,776 A 11/1999 Berger

**DESCRIPTION**

FIG. 1 is a top perspective view of the floor register grille showing my new design;  
 FIG. 2 is a top plan view thereof;  
 FIG. 3 is a front elevation view thereof, the rear elevation view being identical;  
 FIG. 4 is a side elevation view thereof, both sides being identical;  
 FIG. 5 is a top perspective view of a second embodiment of the floor register grille;  
 FIG. 6 is a top plan view thereof;  
 FIG. 7 is a front elevation view thereof, the rear elevation view being identical; and,  
 FIG. 8 is a side elevation view thereof, both sides being identical.

**1 Claim, 4 Drawing Sheets**



(56)

**References Cited**

U.S. PATENT DOCUMENTS

D738,485 S *	9/2015	Carroll	.....	D23/388
D738,486 S	9/2015	Carroll		
D739,003 S *	9/2015	Carroll	.....	D23/388
D739,004 S *	9/2015	Carroll	.....	D23/388
D762,297 S *	7/2016	Carroll	.....	D23/388
D763,432 S *	8/2016	Carroll	.....	D23/388
2007/0131597 A1 *	6/2007	Chen	.....	E02D 29/14 210/164

\* cited by examiner




FIG. 1




FIG. 2



FIG. 3




FIG. 4

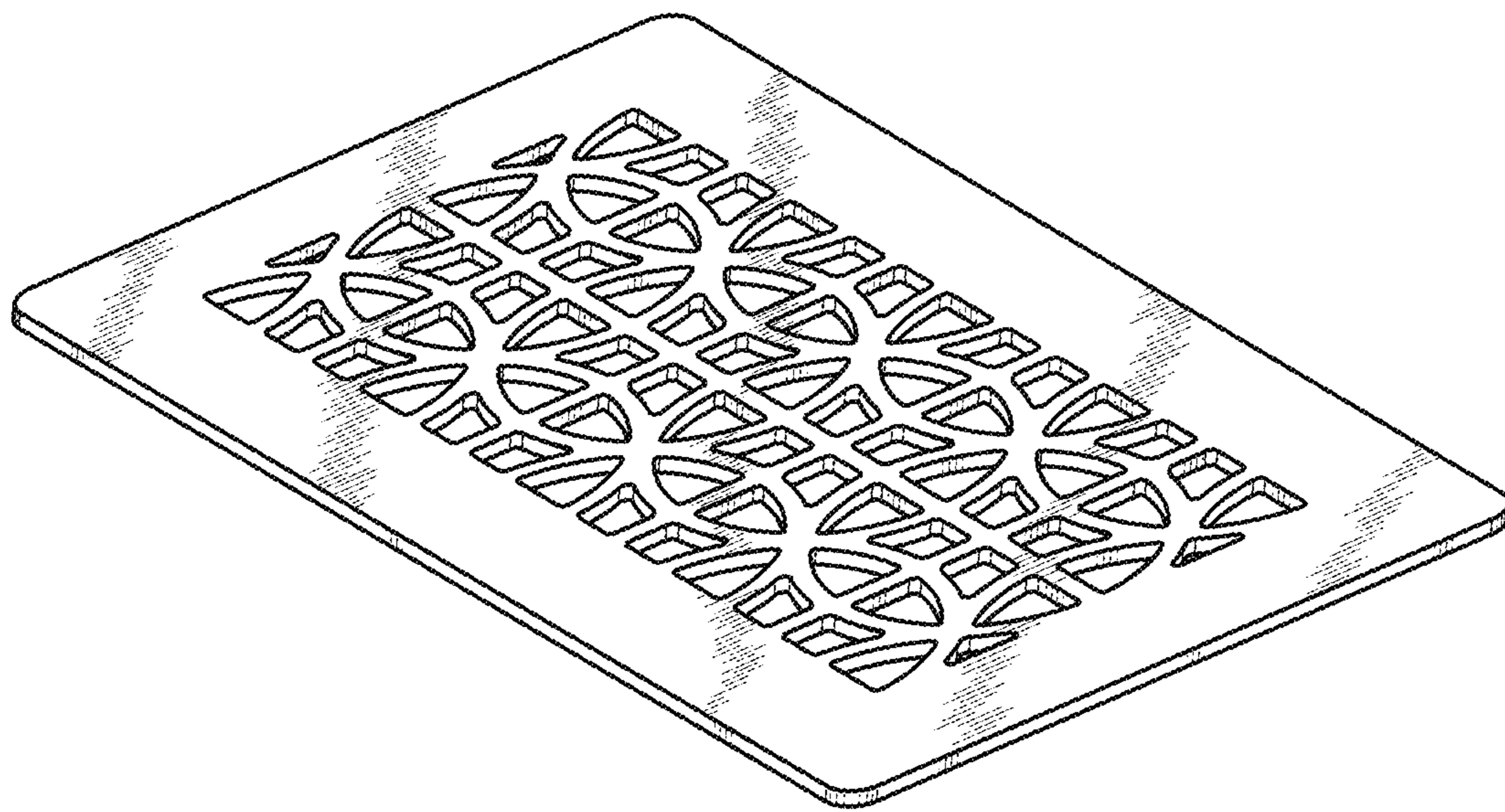


FIG. 5




FIG. 6




FIG. 7




FIG. 8