



US00D779047S

(12) **United States Design Patent**
Ikegaya

(10) **Patent No.:** **US D779,047 S**

(45) **Date of Patent:** **** Feb. 14, 2017**

(54) **OUTDOOR UNIT FOR AIR-CONDITIONER**

(71) Applicant: **Takanori Ikegaya**, Kusatsu (JP)

(72) Inventor: **Takanori Ikegaya**, Kusatsu (JP)

(73) Assignee: **DAIKIN INDUSTRIES LTD.**,
Osaka-Shi, Osaka-Fu (JP)

(**) Term: **15 Years**

(21) Appl. No.: **29/551,259**

(22) Filed: **Jan. 12, 2016**

(30) **Foreign Application Priority Data**

Jul. 29, 2015 (JP) 2015-016920

(51) **LOC (10) Cl.** **23-04**

(52) **U.S. Cl.**
USPC **D23/351**

(58) **Field of Classification Search**

USPC D23/333, 335, 341, 342, 351, 353, 354,
D23/355, 356, 359, 364, 365, 370, 385,
D23/386, 388, 393

CPC F24F 1/00; F24F 1/0007; F24F 1/02;
F24F 1/08; F24F 1/42; F24F 1/56; F24F
1/60; F24F 3/044; F24F 3/048; F24F 3/16;
F24F 7/00; F24F 7/04; F24F
12/001; F24F 12/006

See application file for complete search history.

(56) **References Cited**

U.S. PATENT DOCUMENTS

D443,349 S * 6/2001 Nonaka D23/351
D493,215 S * 7/2004 Asaoka D23/351

D497,983 S * 11/2004 Nanjo D23/351
D532,503 S * 11/2006 Shimizu D23/351
D532,889 S * 11/2006 Shimizu D23/351
D553,725 S * 10/2007 Shimizu D23/351
D579,536 S * 10/2008 Oh D23/351
D584,388 S * 1/2009 Chooji D23/351
D629,878 S * 12/2010 Kaiser D23/351
D683,834 S * 6/2013 Katou D23/351
D700,304 S * 2/2014 Ikegaya D23/351
D715,909 S * 10/2014 Shiota D23/351

* cited by examiner

Primary Examiner — George D. Kirschbaum

Assistant Examiner — Natasha Vujcic

(74) *Attorney, Agent, or Firm* — Manabu Kanesaka

(57) **CLAIM**

The ornamental design for outdoor unit for air-conditioner, as shown and described.

DESCRIPTION

FIG. 1 is a perspective view of an outdoor unit for air-conditioner showing my new design;
FIG. 2 is a front view thereof;
FIG. 3 is a rear view thereof;
FIG. 4 is a plan view thereof;
FIG. 5 is a bottom view thereof;
FIG. 6 is a left side view thereof;
FIG. 7 is a right side view thereof; and,
FIG. 8 is a cross-sectional view thereof along the line 8-8 in FIG. 2.

The broken lines depict portions of the outdoor unit for air-conditioner that form no part of claimed design.

1 Claim, 3 Drawing Sheets

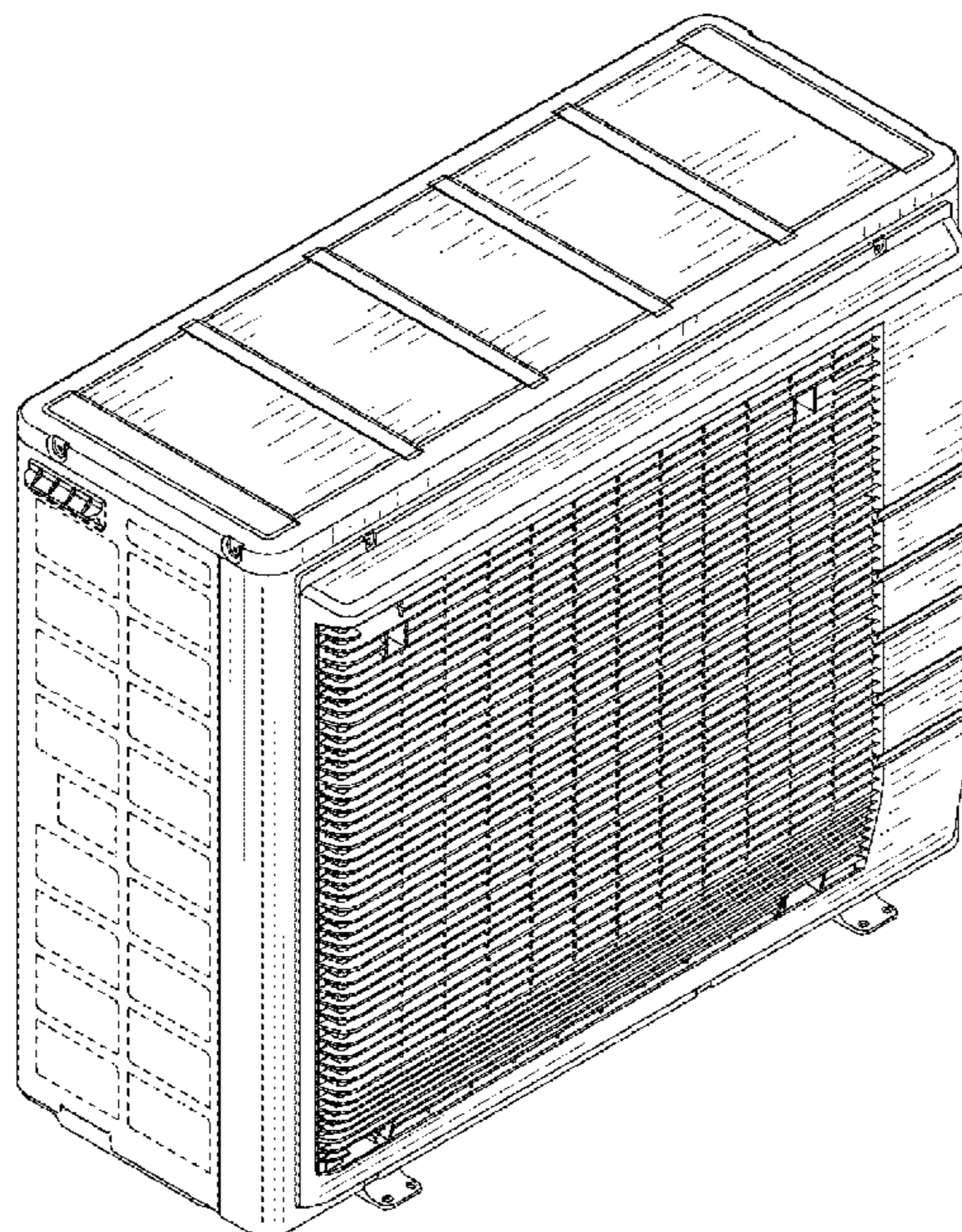
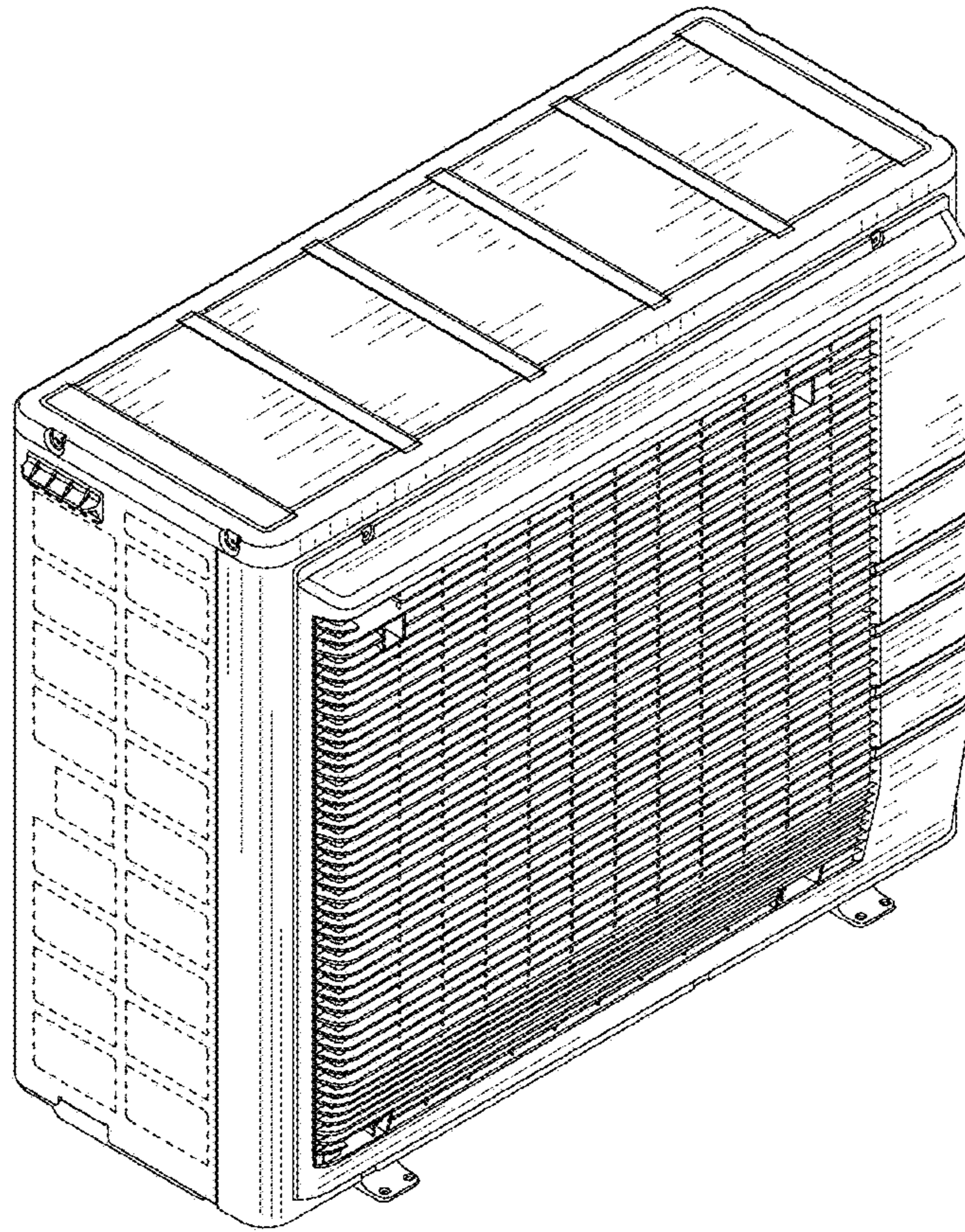



Fig. 1



8

Fig. 2



8

Fig.3

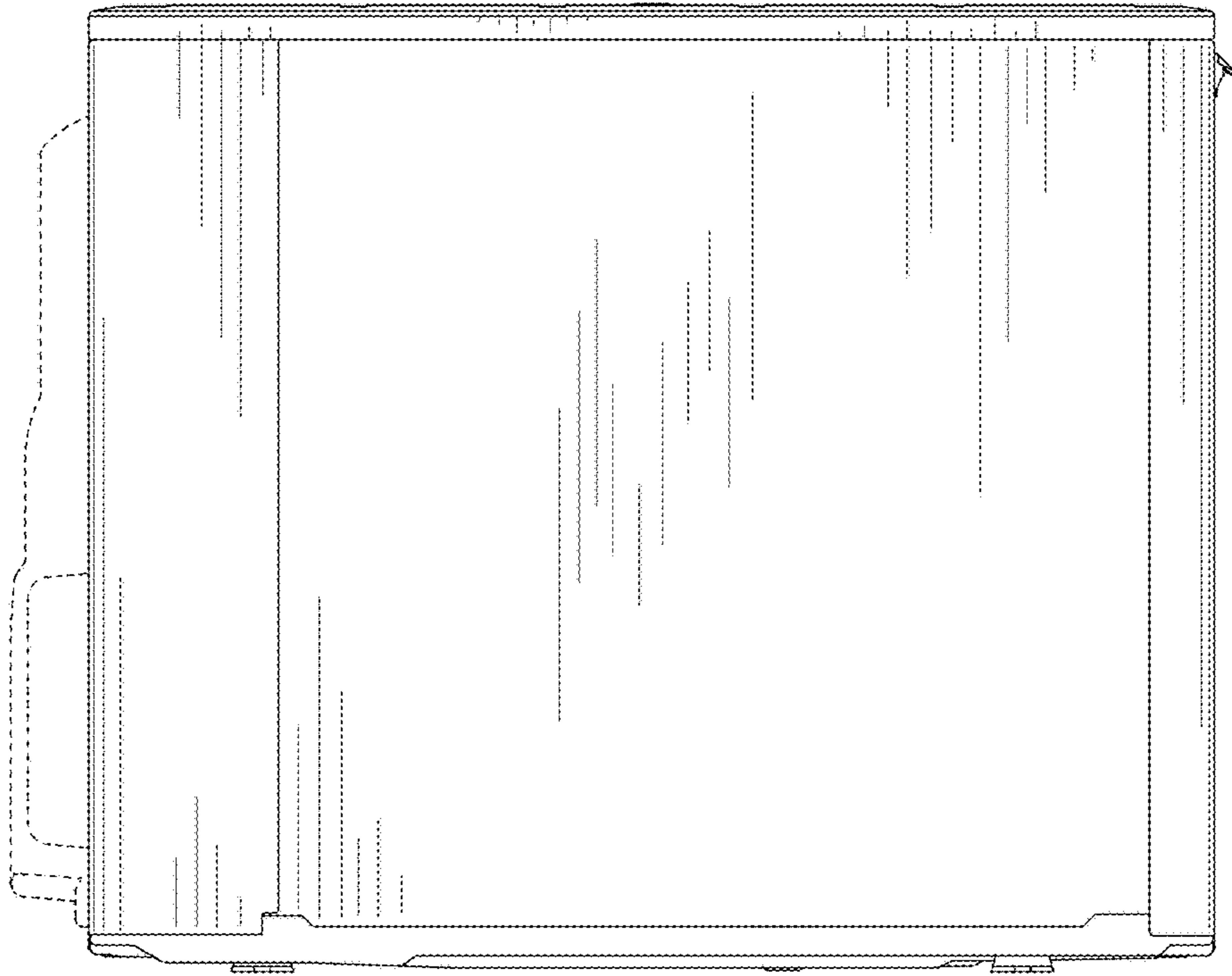


Fig.4

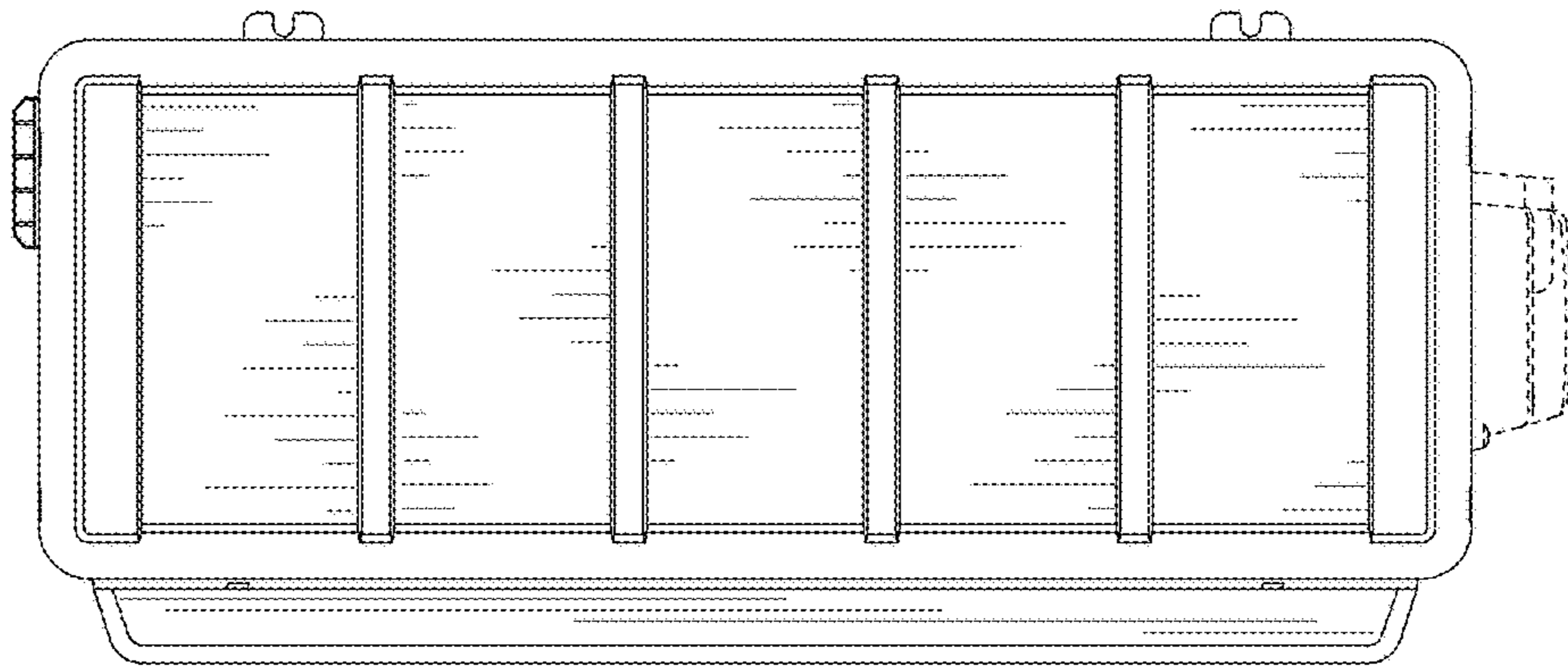


Fig.5

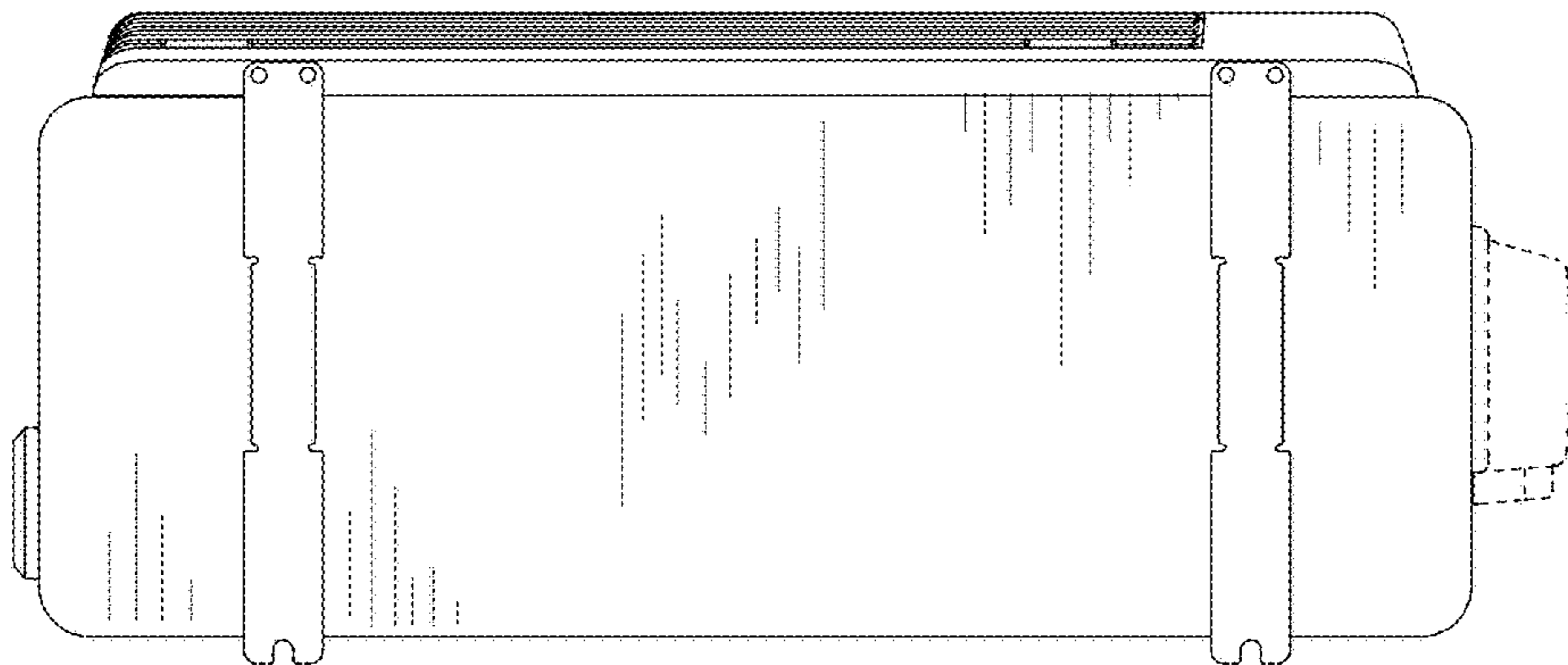


Fig.6




Fig.7

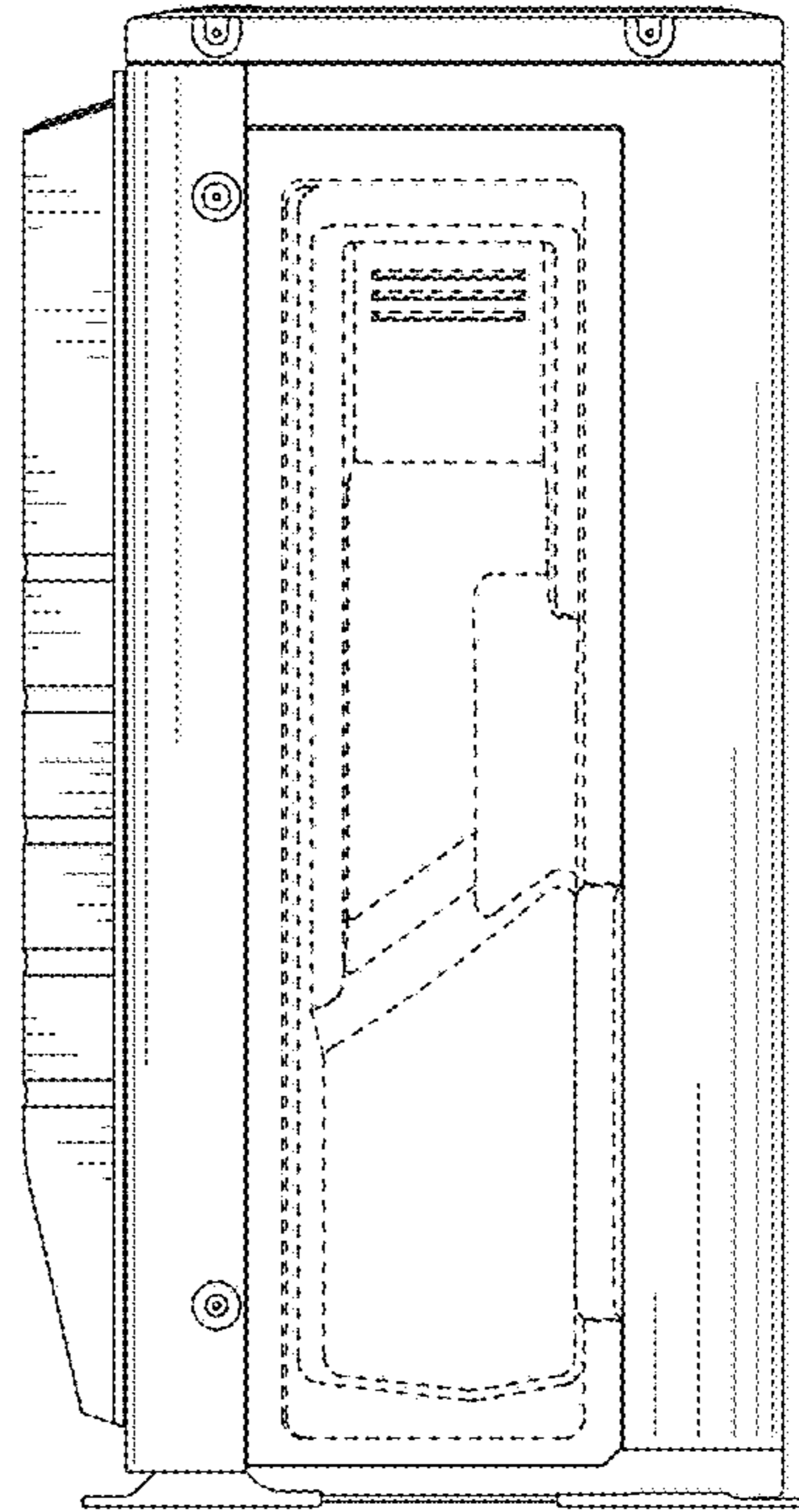


Fig.8

