



US00D779034S

(12) **United States Design Patent** (10) **Patent No.:** **US D779,034 S**  
**Näslund et al.** (45) **Date of Patent:** **\*\* Feb. 14, 2017**

(54) **SPRAYHEAD**

(71) Applicant: **HUSQVARNA AB**, Huskvarna (SE)

(72) Inventors: **Jens Näslund**, Spånga (SE); **Daniel Gunnarsson**, Danderyd (SE); **Gustav Landberg**, Trosa (SE); **Tor Sigurdson**, Stockholm (SE)

(73) Assignee: **HUSQVARNA AB**, Huskvarna (SE)

(\*\*) Term: **15 Years**

(21) Appl. No.: **29/543,234**

(22) Filed: **Oct. 22, 2015**

(30) **Foreign Application Priority Data**

Apr. 22, 2015 (EM) ..... 002686816-0011

(51) **LOC (10) Cl.** ..... **23-01**

(52) **U.S. Cl.**  
USPC ..... **D23/213**

(58) **Field of Classification Search**  
USPC ... D23/213, 223, 226, 229, 230; 4/615, 526;  
D5/57

CPC ..... B05B 1/18; B05B 1/00; B05B 9/01;  
E03C 1/06; A47K 3/28

See application file for complete search history.

(56) **References Cited**

**U.S. PATENT DOCUMENTS**

D88,960 S \* 1/1933 Goldberger ..... D2/864  
5,806,770 A 9/1998 Wang  
D416,075 S \* 11/1999 Chan ..... D23/229  
D426,869 S \* 6/2000 Chan ..... D23/229  
D456,487 S 4/2002 Bonzer

D470,567 S 2/2003 Alkalay et al.  
D479,302 S 9/2003 Chen  
D513,426 S 1/2006 Chen  
D559,354 S 1/2008 Chih  
D559,951 S 1/2008 Soriano et al.  
D572,019 S \* 7/2008 Braunschweig ..... D5/57  
D592,731 S 5/2009 Hung  
D612,909 S \* 3/2010 Wu ..... D23/229  
D626,626 S 11/2010 Lee

(Continued)

**FOREIGN PATENT DOCUMENTS**

AU 356866 A 8/2014  
CA 157903 S 7/2015

(Continued)

*Primary Examiner* — Robin V Webster

(74) *Attorney, Agent, or Firm* — Nelson Mullins Riley & Scarborough LLP

(57) **CLAIM**

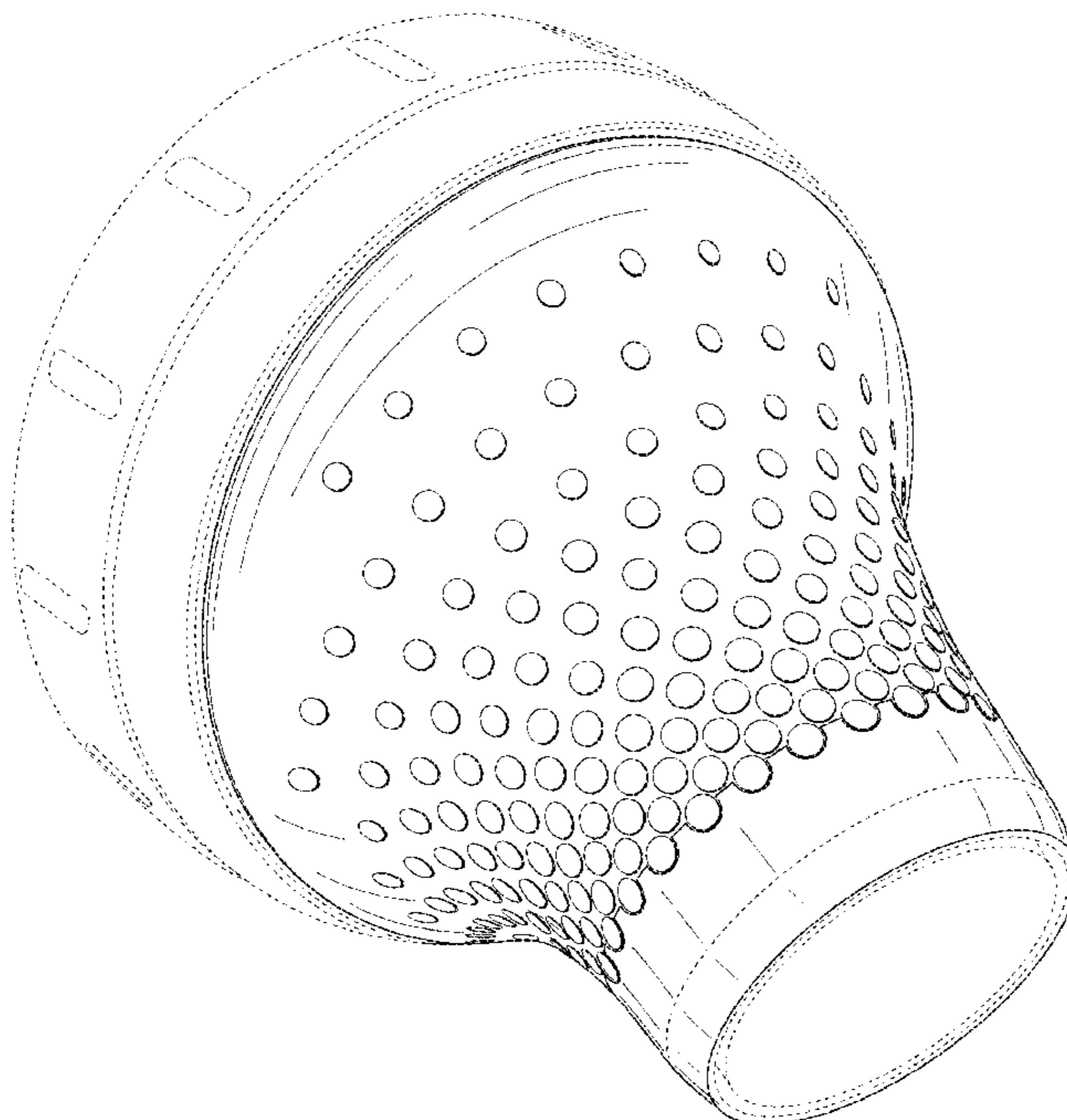
The ornamental design for the sprayhead, as shown and described.

**DESCRIPTION**

FIG. 1 is a perspective view of a sprayhead in accordance with an embodiment of the present invention;  
FIG. 2 is a back view of the sprayhead of FIG. 1;  
FIG. 3 is a front view of the sprayhead of FIG. 1;  
FIG. 4 is a left side view of the sprayhead of FIG. 1;  
FIG. 5 is a right side view of the sprayhead of FIG. 1;  
FIG. 6 is a top view of the sprayhead of FIG. 1; and,  
FIG. 7 is a bottom view of the sprayhead of FIG. 1.

The broken lines of FIGS. 1-7 are illustrative of the visible environmental structure of the sprayhead and form no part of the claimed design.

**1 Claim, 7 Drawing Sheets**



(56)

**References Cited**

U.S. PATENT DOCUMENTS

D636,058	S	4/2011	Hung	
D648,823	S	11/2011	Hung	
D670,359	S *	11/2012	Bai	..... D23/229
D688,880	S *	9/2013	Olson	..... D5/57
D700,278	S	2/2014	Bollerod	
D746,945	S	1/2016	Näslund	
D746,946	S	1/2016	Näslund	
D746,947	S	1/2016	Näslund	
D747,441	S	1/2016	Näslund	
D760,349	S	6/2016	Chen	

FOREIGN PATENT DOCUMENTS

CA	157904	S	7/2015
EM	24244650035	A1	3/2016
JP	1521416	S	4/2015
JP	1521428	S	4/2015
JP	1521694	S	4/2015
JP	1548795	S	5/2016
JP	1548796	S	5/2016
JP	1548802	S	5/2016
JP	1548803	S	5/2016
JP	1549029	S	5/2016
JP	1549031	S	5/2016
JP	1549034	S	5/2016
JP	1549032	S	6/2016
TW	D589094	A	5/2004
TW	D118254	A	7/2007
TW	D128011	A	3/2009
TW	D130862	A	9/2009
TW	D166729	A	3/2015
TW	D166732	A	3/2015

\* cited by examiner

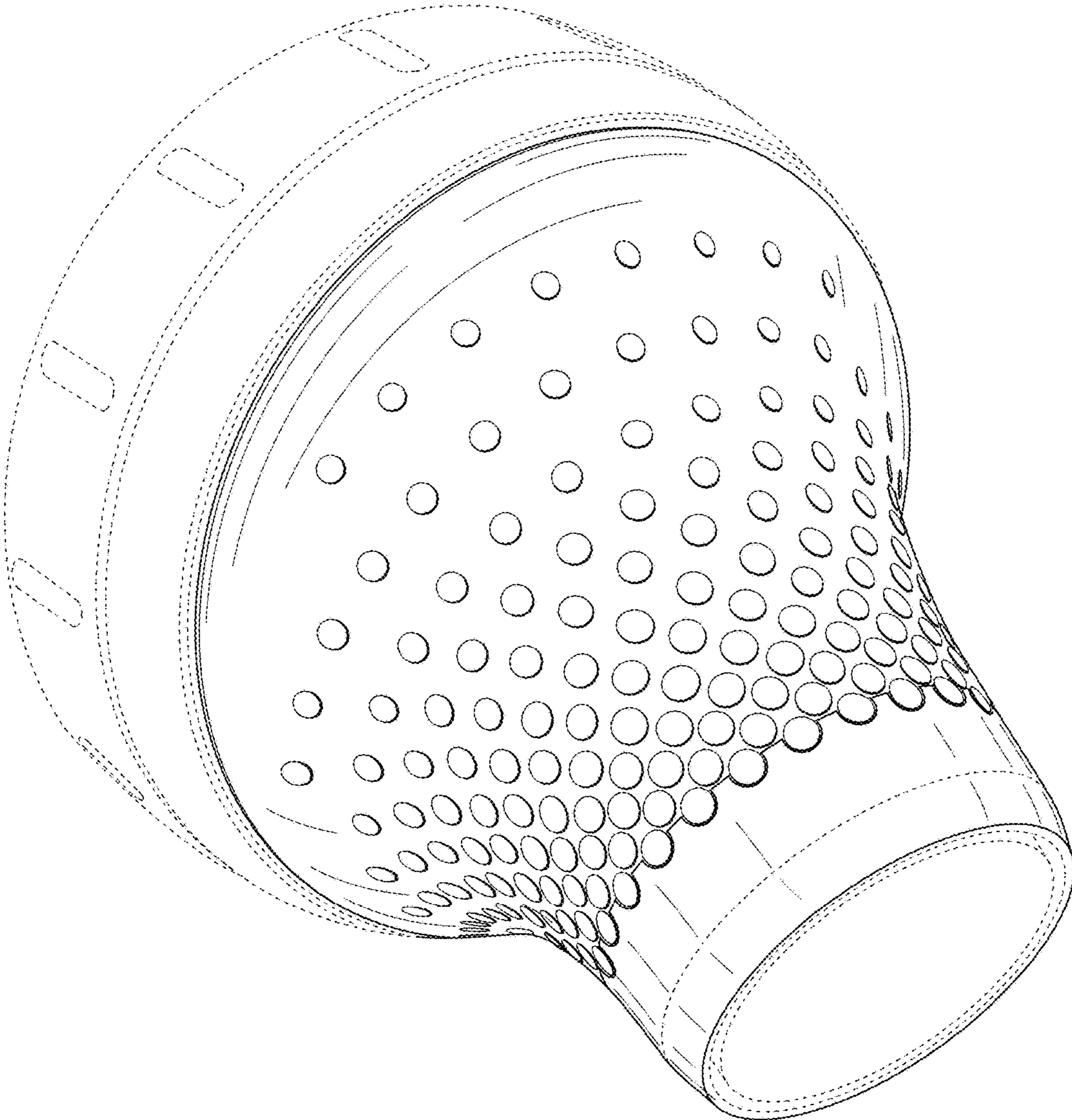


FIG. 1

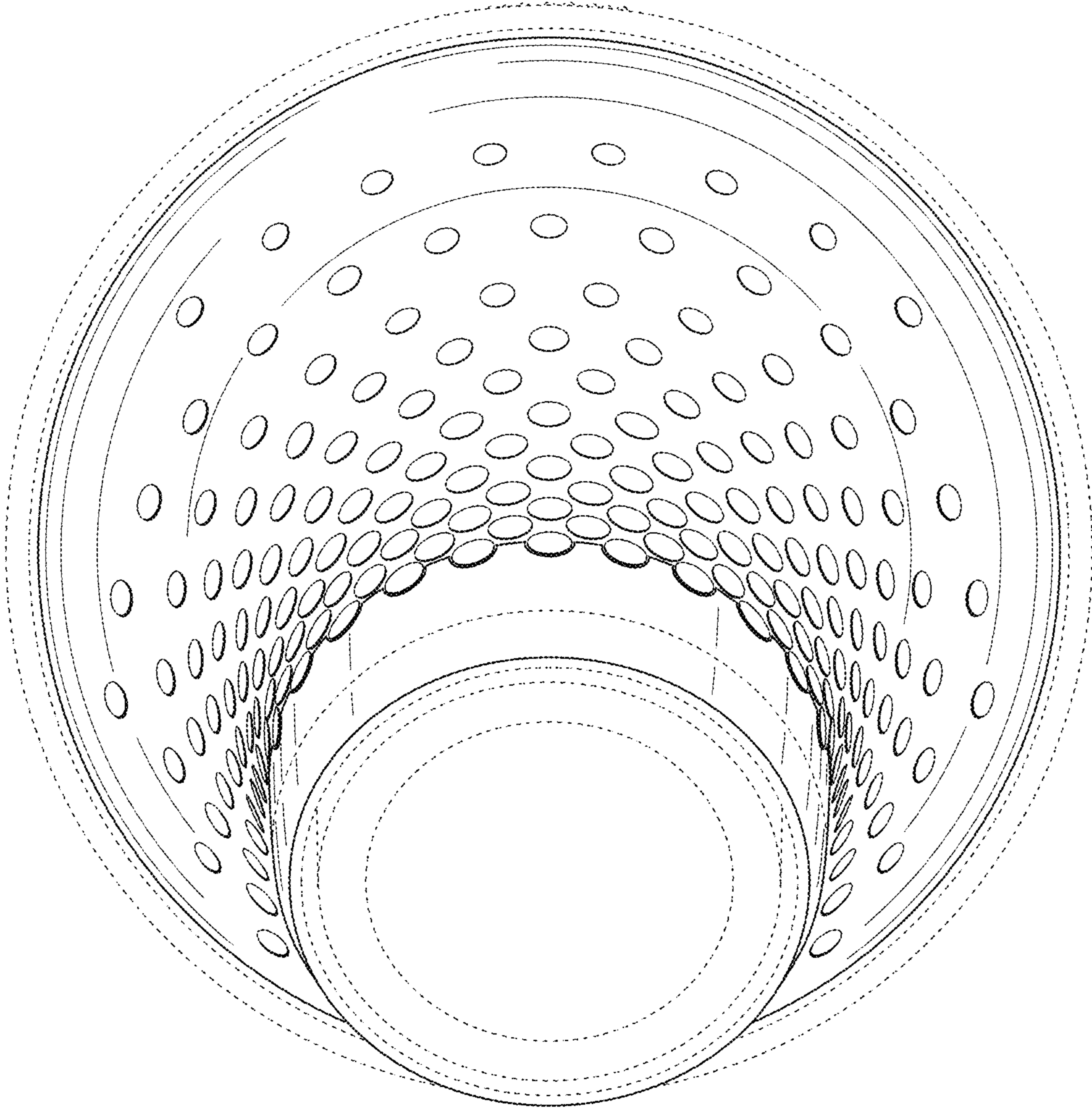
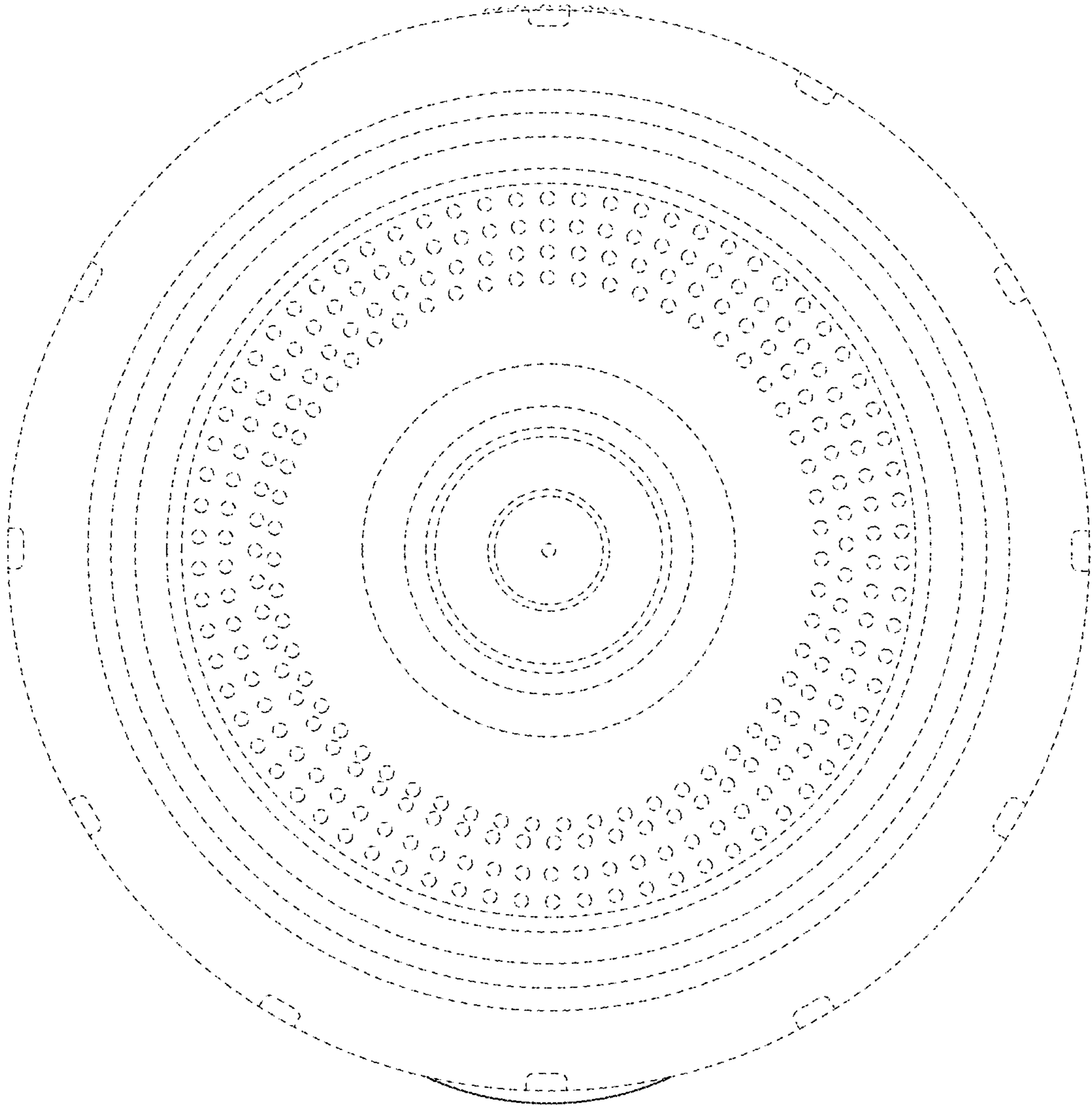


FIG. 2



**FIG. 3**

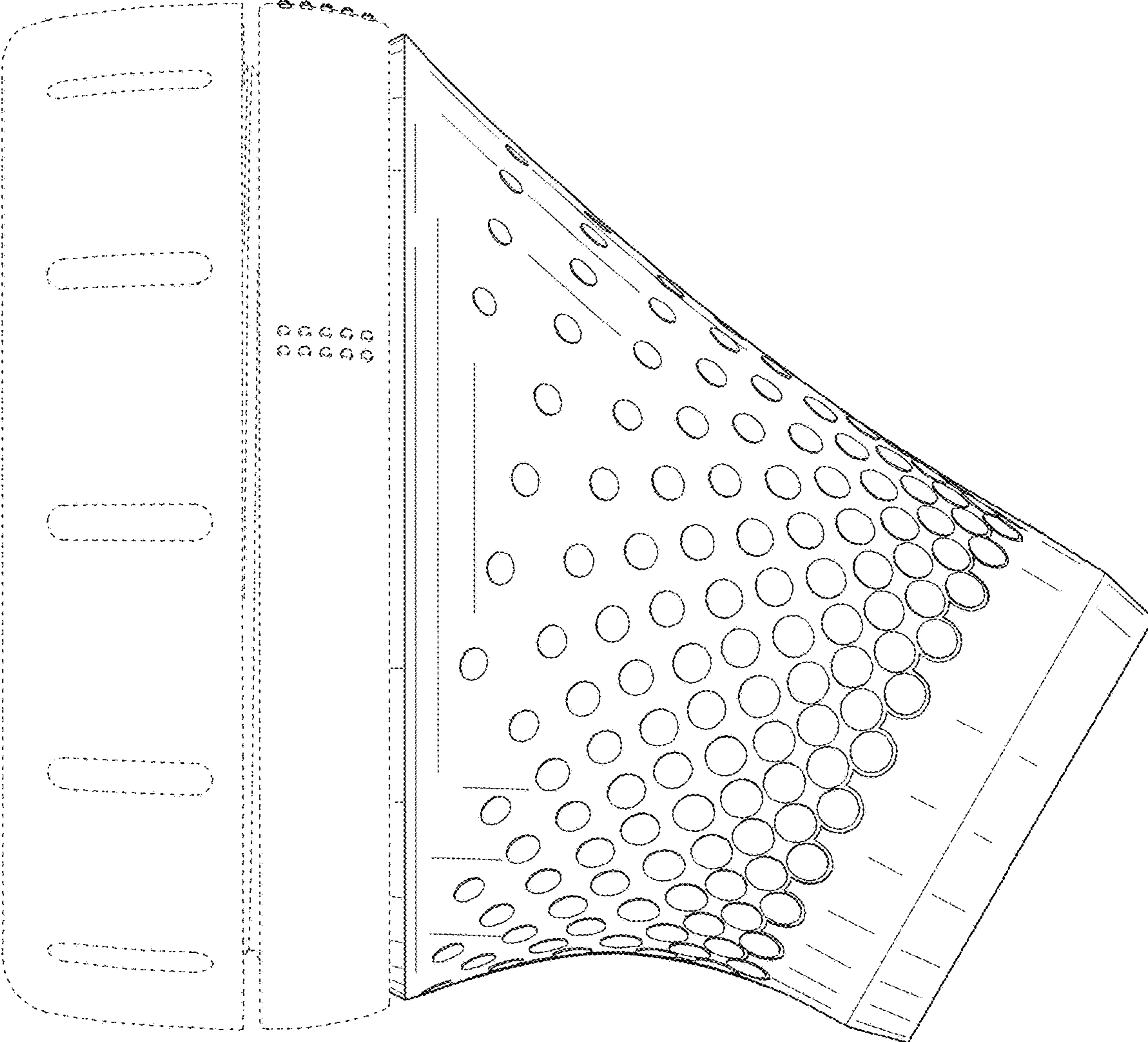


FIG. 4

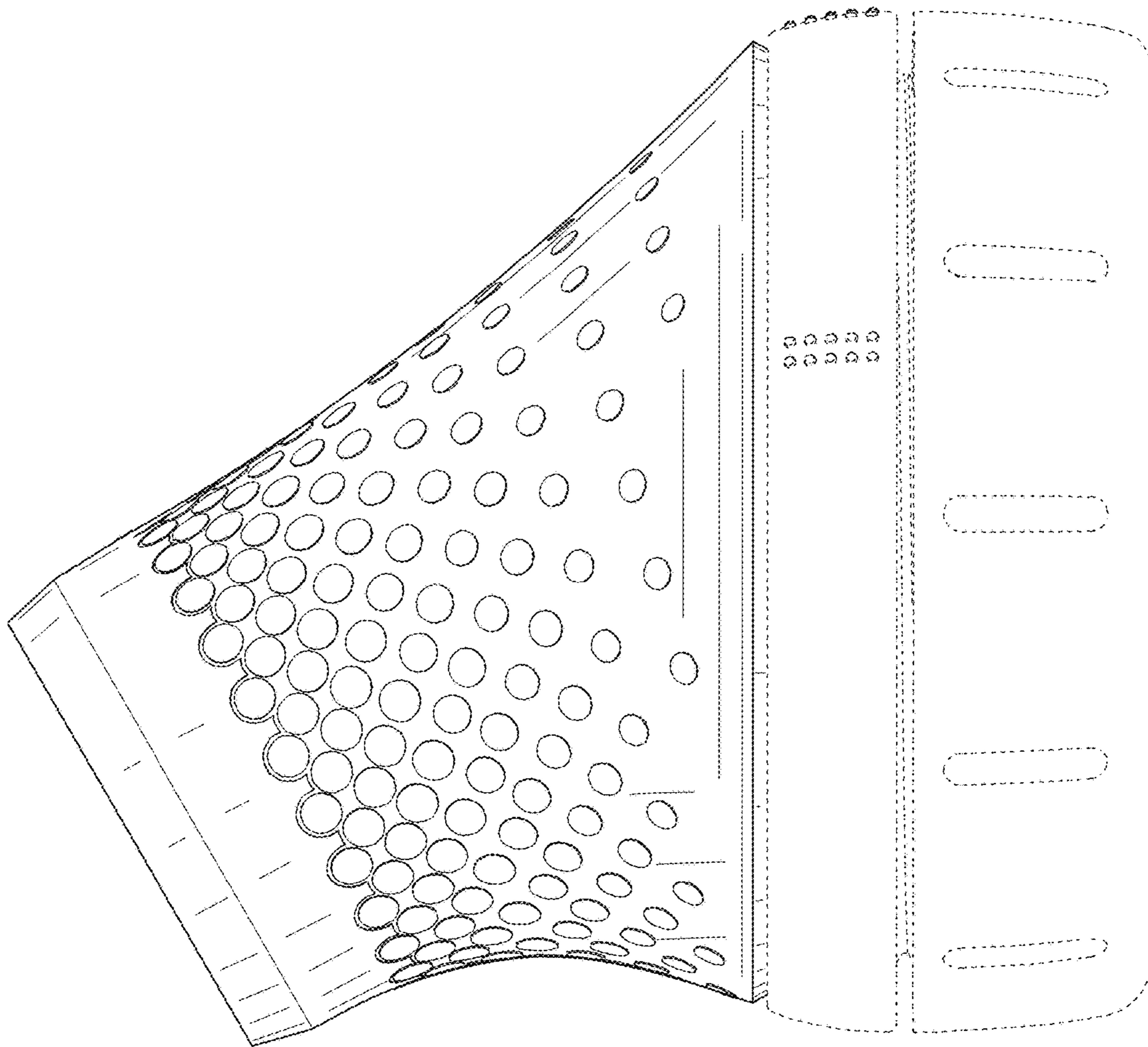


FIG. 5

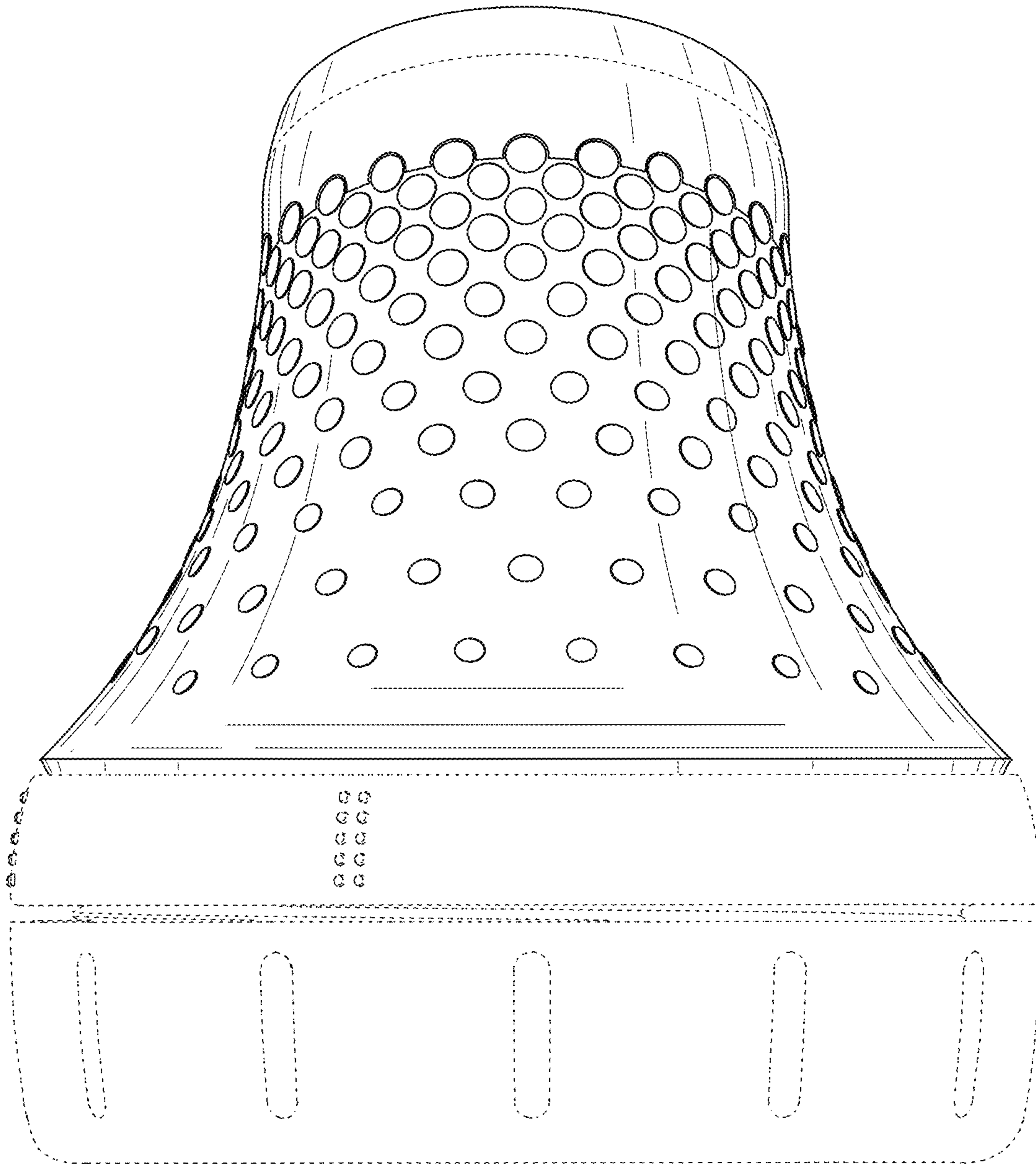


FIG. 6



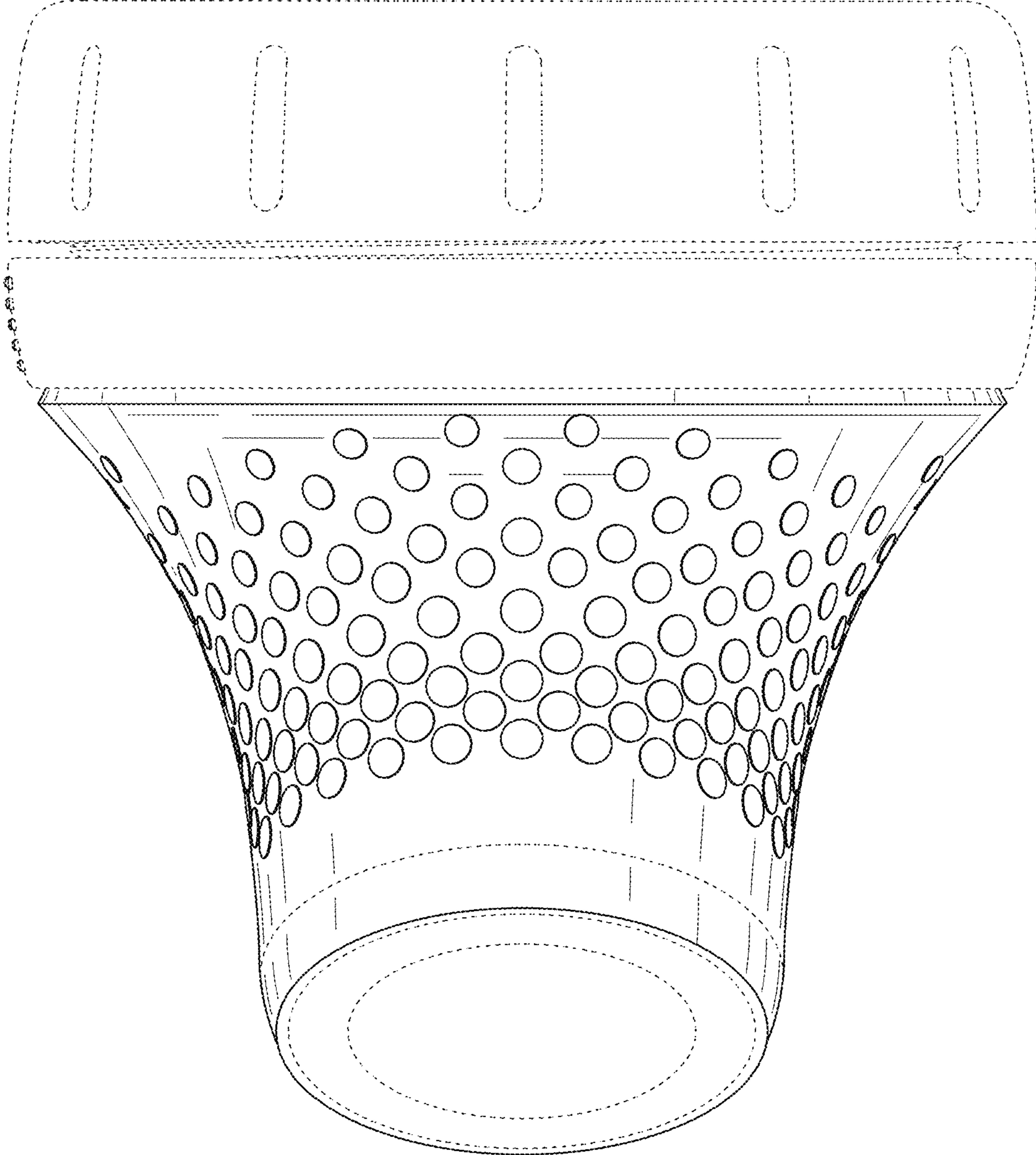


FIG. 7