



US00D779030S

(12) **United States Design Patent** (10) **Patent No.:** **US D779,030 S**
Nichols (45) **Date of Patent:** **** Feb. 14, 2017**

(54) **ARTIFICIAL SNAKE FISHING LURE**
(71) Applicant: **D.O.A. Inc.**, Stuart, FL (US)
(72) Inventor: **Mark S. Nichols**, Stuart, FL (US)
(73) Assignee: **D.O.A. INC.**, Stuart, FL (US)
(**) Term: **15 Years**
(21) Appl. No.: **29/541,717**
(22) Filed: **Oct. 7, 2015**
(51) **LOC (10) Cl.** **22-05**
(52) **U.S. Cl.**
USPC **D22/132**
(58) **Field of Classification Search**
USPC D22/126, 127, 128, 129, 130, 131, 132,
D22/133, 135, 144
CPC A01K 85/00; A01K 85/01; A01K 85/02;
A01K 85/10; A01K 85/16; A01K 85/18
See application file for complete search history.

(56) **References Cited**

U.S. PATENT DOCUMENTS

D248,868 S * 8/1978 Williams, Jr. D22/127
D369,199 S * 4/1996 Coggins D22/126
D369,200 S * 4/1996 Huddleston D22/133
D381,062 S * 7/1997 Hansen D22/133
D437,025 S * 1/2001 Peck D22/131
D548,302 S * 8/2007 Steckelberg D22/133
D561,867 S * 2/2008 Anderson D22/133
D676,104 S * 2/2013 Cook, Jr. D22/133
D676,519 S * 2/2013 Cook, Jr. D22/133
D696,379 S * 12/2013 Lindsey D22/126
D704,795 S * 5/2014 Patrick D22/133
D713,925 S * 9/2014 Vainio D22/133
D739,914 S * 9/2015 Cook, Jr. D22/133
D741,447 S * 10/2015 Cook, Jr. D22/133
D742,473 S * 11/2015 Cook, Jr. D22/131
D742,474 S * 11/2015 Cook, Jr. D22/132

D742,477 S * 11/2015 Cook, Jr. D22/133
D742,478 S * 11/2015 Cook, Jr. D22/133
D742,479 S * 11/2015 Cook, Jr. D22/133
D760,341 S * 6/2016 Sanford D22/133
D760,865 S * 7/2016 Taboada D22/133
2007/0175083 A1* 8/2007 Wilson A01K 85/02
43/42.15
2010/0146837 A1* 6/2010 Zernov A01K 85/18
43/42.15
2013/0097915 A1* 4/2013 Tamburro A01K 85/00
43/43.16
2015/0089858 A1* 4/2015 Burdick A01K 85/16
43/42.09

(Continued)

Primary Examiner — Manpreet Matharu
Assistant Examiner — Suzanne Tisdell
(74) *Attorney, Agent, or Firm* — Akerman LLP; Michael
K. Dixon


(57) **CLAIM**

The ornamental design for an artificial snake fishing lure, as shown and described.

DESCRIPTION

FIG. 1 is a perspective view of the artificial snake fishing lure according to the invention.
FIG. 2 is a top view of the artificial snake fishing lure of FIG. 1.
FIG. 3 is a bottom view of the artificial snake fishing lure of FIG. 1.
FIG. 4 is a right side view of the artificial snake fishing lure of FIG. 1.
FIG. 5 is a left side view of the artificial snake fishing lure of FIG. 1.
FIG. 6 is a front view of the artificial snake fishing lure of FIG. 1; and,
FIG. 7 is a top view of the artificial snake fishing lure of FIG. 1 in a curled position.

1 Claim, 4 Drawing Sheets



(56)

References Cited

U.S. PATENT DOCUMENTS

2015/0150226	A1*	6/2015	McLeod	A01K 85/16 43/42.06
2015/0289491	A1*	10/2015	Mancini	A01K 85/01 43/17.6
2016/0000057	A1*	1/2016	Mistilis	A01K 85/10 43/17.6
2016/0021859	A1*	1/2016	Stull	A01K 83/00 43/44.83
2016/0157471	A1*	6/2016	Leppala	A01K 85/16 43/42.22
2016/0165866	A1*	6/2016	LaMey	A01K 85/18 43/42.09

* cited by examiner

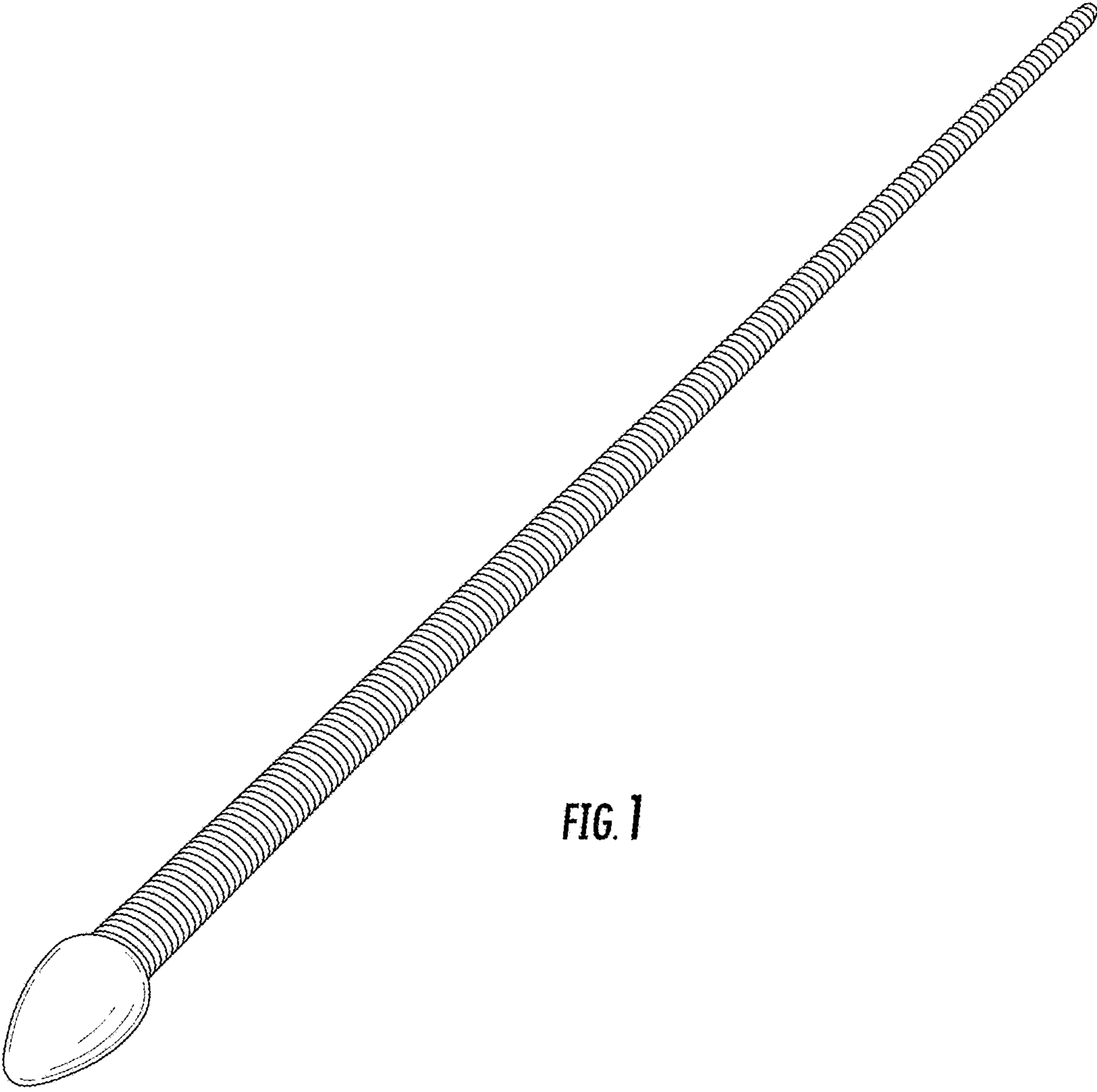


FIG. 1

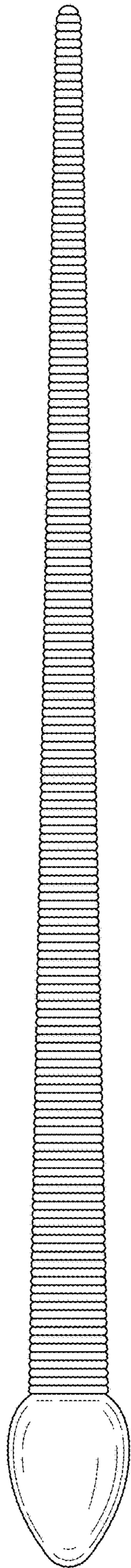


FIG. 2

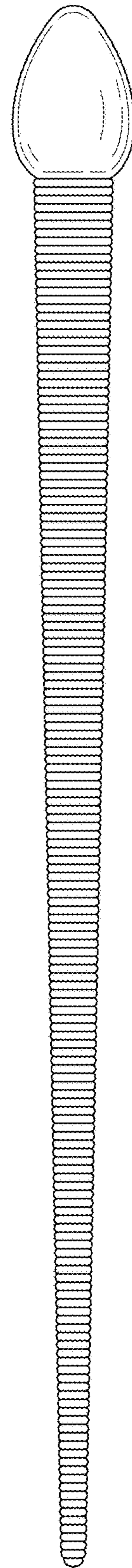


FIG. 3

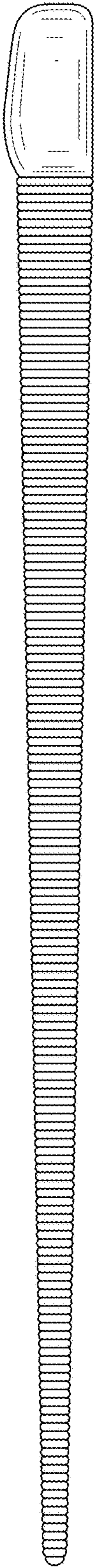


FIG. 4

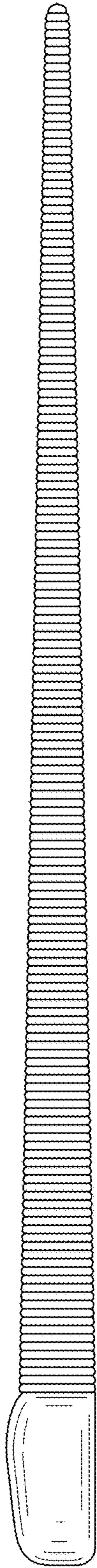


FIG. 5



FIG. 6

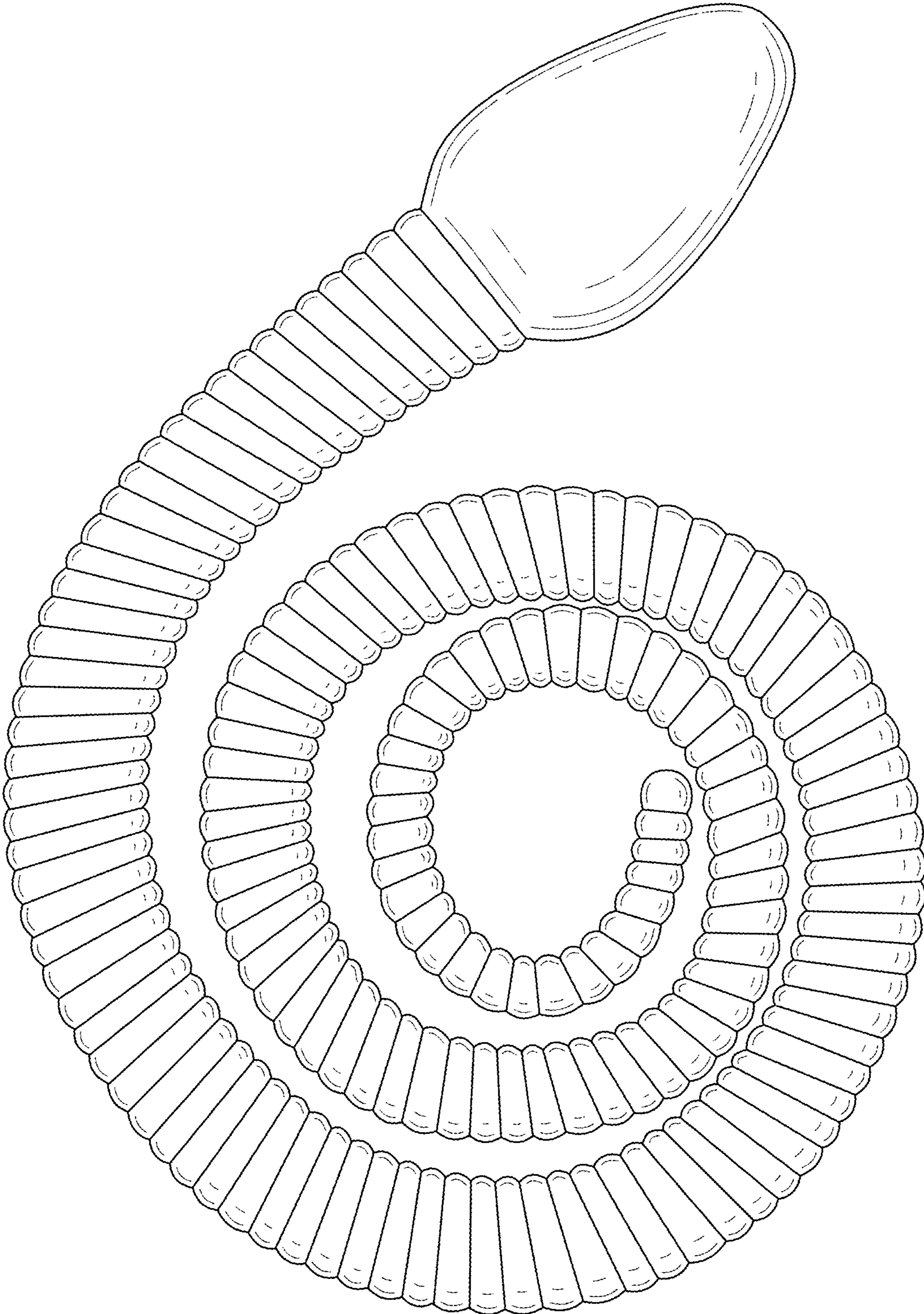


FIG. 7