



US00D779004S

(12) **United States Design Patent**  
**Spiegler**

(10) **Patent No.:** **US D779,004 S**

(45) **Date of Patent:** **\*\* Feb. 14, 2017**

(54) **TRAINING BALL**

(75) Inventor: **David J. Spiegler**, Chicago, IL (US)

(73) Assignee: **Virberu LLC**, Chicago, IL (US)

(\*\*) Term: **14 Years**

(21) Appl. No.: **29/397,777**

(22) Filed: **Jul. 20, 2011**

(51) **LOC (10) Cl.** ..... **21-02**

(52) **U.S. Cl.**

USPC ..... **D21/714**

(58) **Field of Classification Search**

USPC ... D21/707-714; 446/220-226, 486; 40/327;  
428/11; 473/569-577, 593-615,  
473/FOR. 134-FOR. 167

See application file for complete search history.

(56) **References Cited**

**U.S. PATENT DOCUMENTS**

465,507 A	12/1891	Windoes	
676,506 A	6/1901	Knight et al.	
992,343 A *	5/1911	Dils .....	273/381
D50,652 S	4/1917	Eddy	
2,776,139 A	2/1954	Blamey, Jr. et al.	
2,925,273 A	2/1960	Pratt	
3,976,295 A	8/1976	Heald, Jr.	
4,170,352 A	10/1979	Vcala	
4,235,441 A	11/1980	Ciccarello	
4,256,304 A	3/1981	Smith et al.	
4,261,565 A	4/1981	Massino, Sr.	
4,345,759 A	8/1982	Nims	
D288,461 S	2/1987	Hirai	
D288,462 S	2/1987	Hirai	

4,874,169 A 10/1989 Litchfield

4,919,422 A 4/1990 Ma

4,991,838 A 2/1991 Groves

(Continued)

**FOREIGN PATENT DOCUMENTS**

JP D1310373 S 9/2007

JP D1310713 S 9/2007

(Continued)

*Primary Examiner* — Catherine Tuttle

(74) *Attorney, Agent, or Firm* — Leydig, Voit & Mayer, Ltd.

(57) **CLAIM**

I claim the ornamental design for a training ball, as shown and described.

**DESCRIPTION**

FIG. 1 is a front view of an embodiment of my new design for a training ball.

FIG. 2 is a rear view of the training ball of FIG. 1.

FIG. 3 is a right side view of the training ball of FIG. 1.

FIG. 4 is a left side view of the training ball of FIG. 1.

FIG. 5 is a top view of the training ball of FIG. 1.

FIG. 6 is a bottom view of the training ball of FIG. 1.

FIG. 7 is a front view of an alternate embodiment of my new design for a training ball.

FIG. 8 is a rear view of the training ball of FIG. 7.


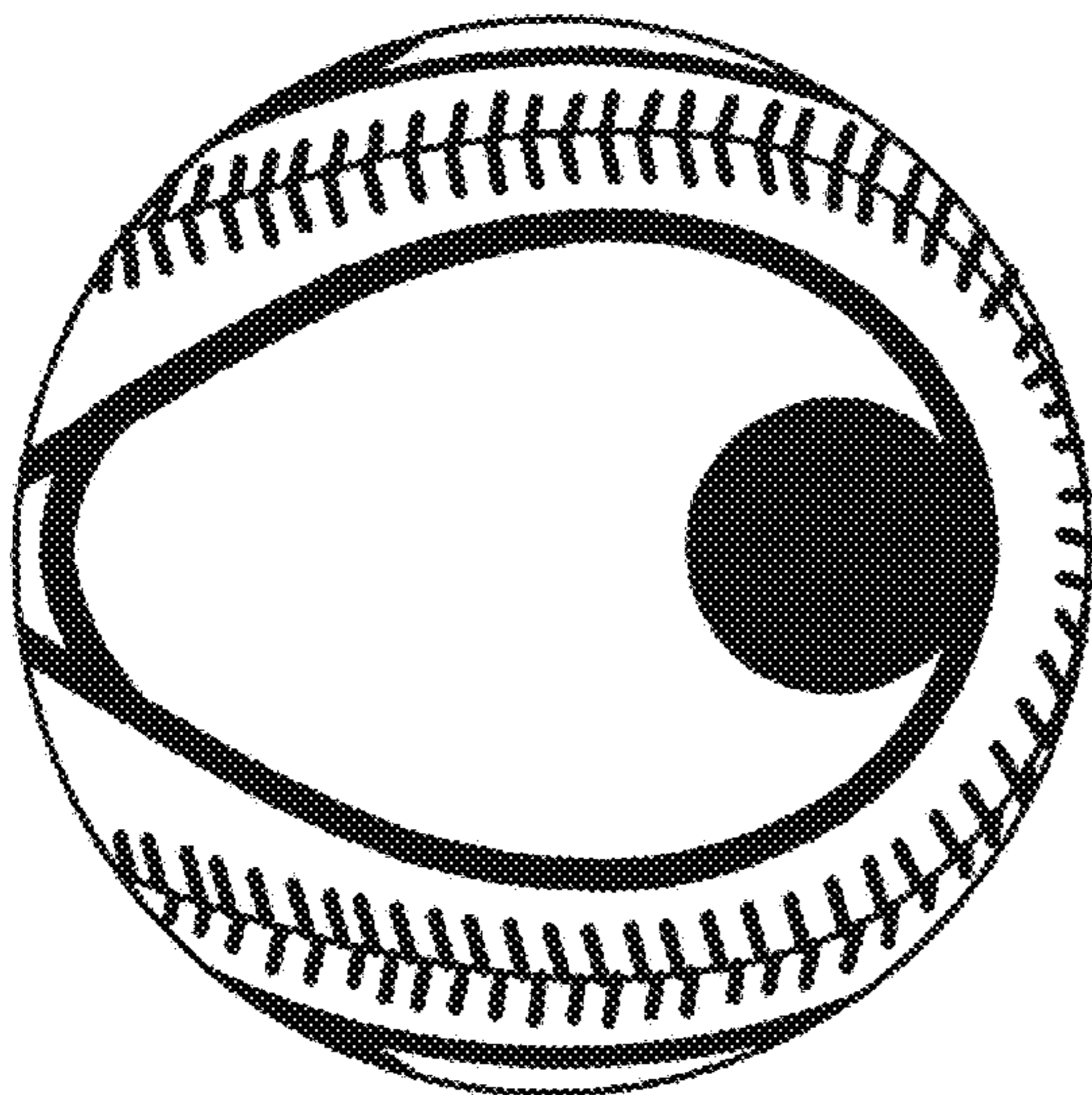
FIG. 9 is a right side view of the training ball of FIG. 7.

FIG. 10 is a left side view of the training ball of FIG. 7.

FIG. 11 is a top view of the training ball of FIG. 7; and,

FIG. 12 is a bottom view of the training ball of FIG. 7.

**1 Claim, 2 Drawing Sheets**



(56)

References Cited

U.S. PATENT DOCUMENTS

5,133,556 A \* 7/1992 Karasavas ..... 473/218  
 5,280,906 A 1/1994 Vitale  
 5,588,648 A 12/1996 Stebbins  
 5,603,497 A 2/1997 Louez  
 5,607,152 A 3/1997 Strassburger  
 5,711,725 A 1/1998 Bengtson  
 5,820,495 A 10/1998 Howland  
 D407,127 S 3/1999 Teifert  
 5,893,806 A 4/1999 Martinez  
 5,984,813 A 11/1999 Cinnella  
 D434,816 S 12/2000 Jobst  
 6,261,197 B1 7/2001 Grechko  
 6,447,408 B1 9/2002 Bonaventura  
 6,612,942 B1 9/2003 Battersby et al.  
 6,663,519 B2 12/2003 Kuhn et al.  
 D503,955 S \* 4/2005 Raymond ..... D21/708  
 7,048,656 B2 5/2006 Litchfield  
 7,059,862 B2 6/2006 McGinley

D571,419 S 6/2008 Katzke  
 7,563,183 B2 7/2009 Kucek  
 D599,963 S 9/2009 Crane et al.  
 D600,757 S \* 9/2009 Boyan ..... D21/714  
 D602,553 S 10/2009 Wright  
 7,608,003 B1 10/2009 Fusco et al.  
 7,753,811 B2 7/2010 Mark  
 D623,247 S 9/2010 Zawitz  
 7,976,417 B2 \* 7/2011 Bagley et al. .... 473/571  
 D648,406 S 11/2011 Hochberg  
 8,075,431 B2 12/2011 Smith et al.  
 8,512,170 B2 8/2013 Muscarello  
 8,579,734 B2 11/2013 Stemle  
 2009/0137350 A1 \* 5/2009 Lenig ..... 473/451  
 2013/0150188 A1 6/2013 Spiegler

FOREIGN PATENT DOCUMENTS

JP D1391035 S 6/2010  
 KR 300418704.0000 \* 7/2006

\* cited by examiner



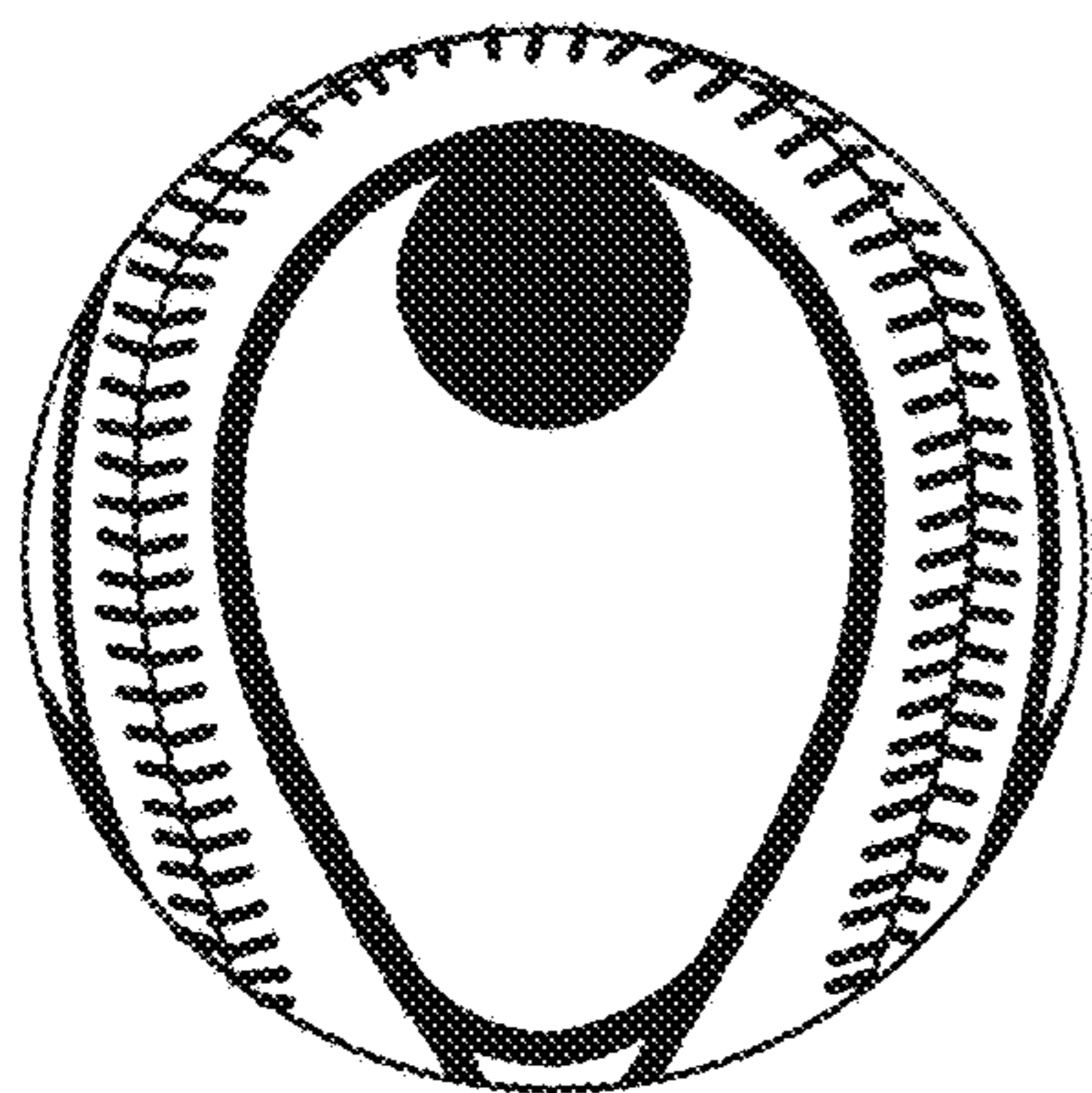


FIG. 1



FIG. 2




FIG. 3




FIG. 4

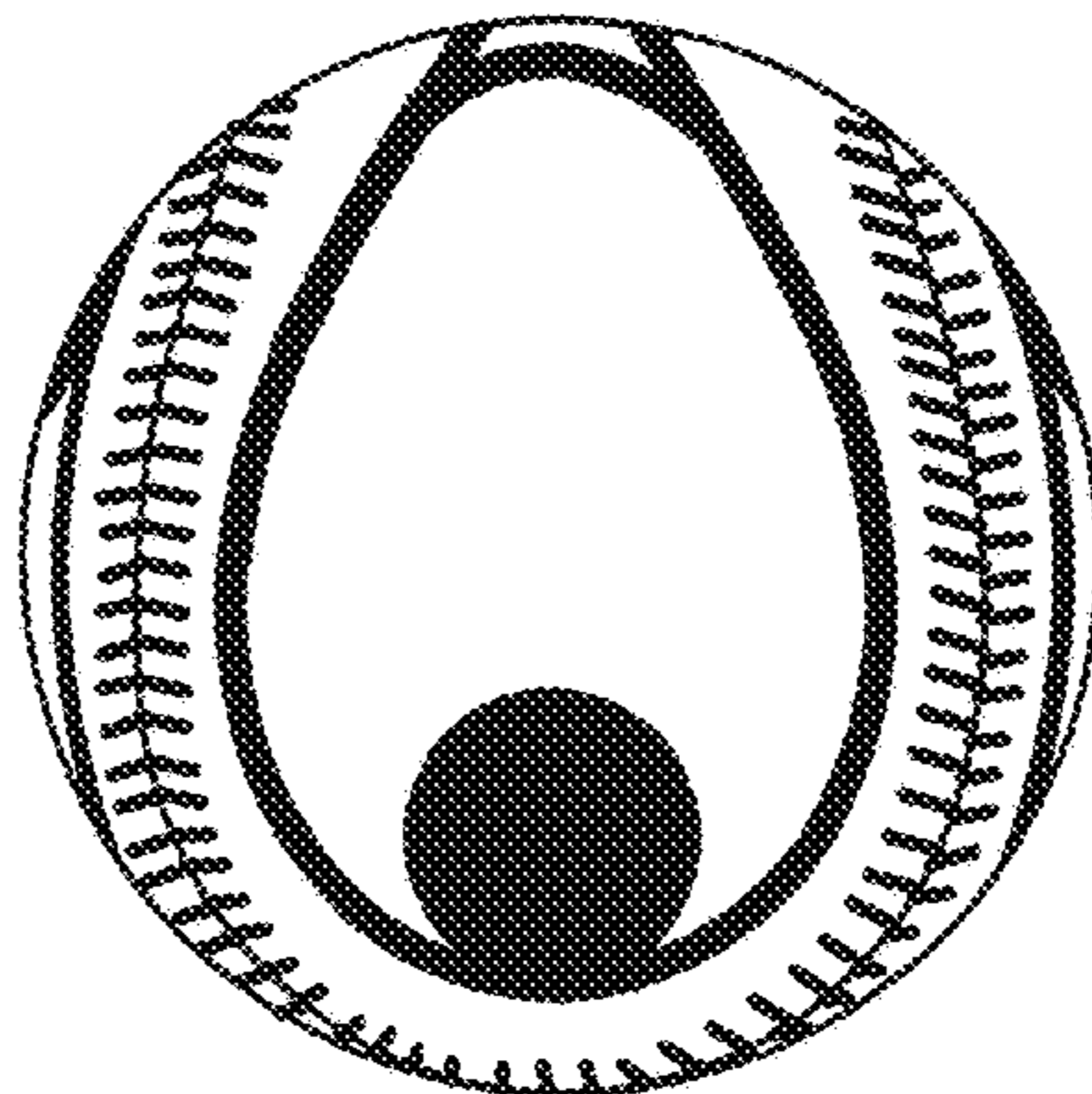


FIG. 5

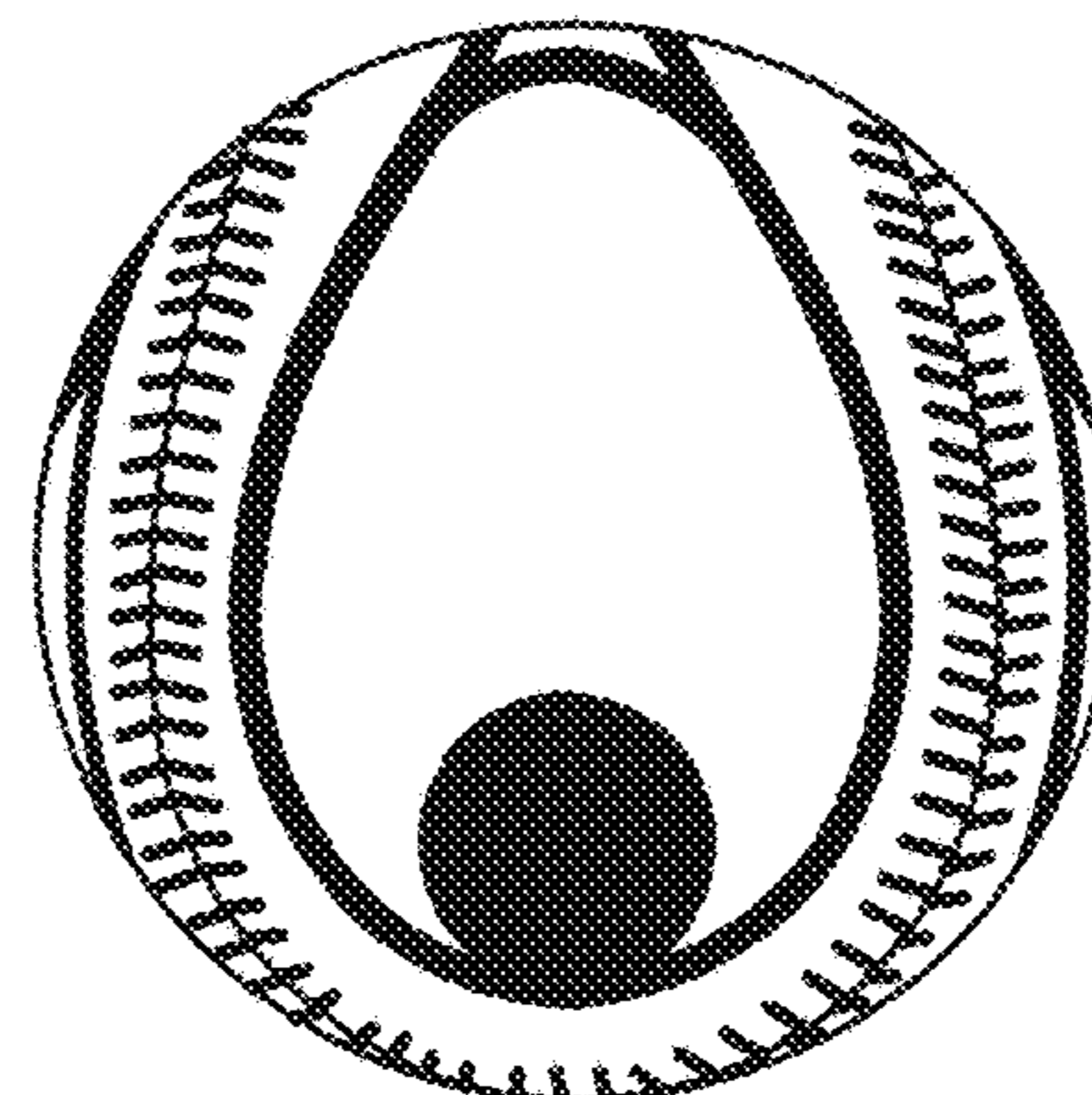


FIG. 6




FIG. 8

FIG. 7

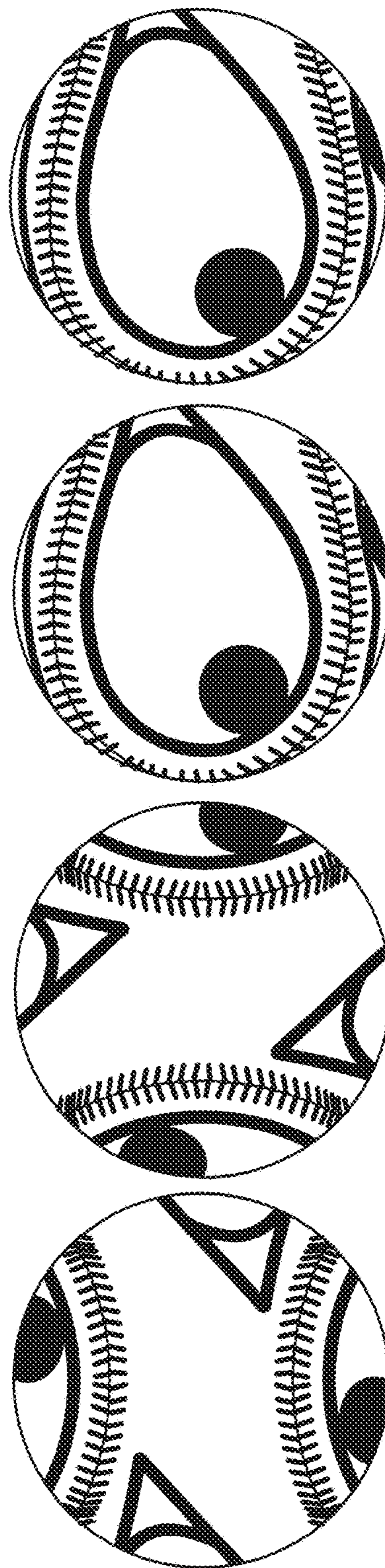


FIG. 12

FIG. 11

FIG. 10

FIG. 9