



US00D779003S

(12) **United States Design Patent** (10) **Patent No.:** **US D779,003 S**  
**Smith** (45) **Date of Patent:** **\*\* Feb. 14, 2017**

(54) **BALL WITH SURFACE ORNAMENTATION PATTERN**  
(71) Applicant: **NIKE, Inc.**, Beaverton, OR (US)  
(72) Inventor: **Todd Smith**, West Linn, OR (US)  
(73) Assignee: **NIKE, Inc.**, Beaverton, OR (US)  
(\*\*) Term: **15 Years**  
(21) Appl. No.: **29/545,948**  
(22) Filed: **Nov. 17, 2015**  
(51) **LOC (10) Cl.** ..... **21-02**  
(52) **U.S. Cl.**  
USPC ..... **D21/713**  
(58) **Field of Classification Search**  
USPC ..... D21/698, 707-714; 40/327  
CPC . A63B 37/00; A63B 37/0001; A63B 37/0002;  
A63B 37/0003; A63B 37/0022; A63B  
37/0098; A63B 37/14; A63B 39/00;  
A63B 39/06; A63B 2039/003; A63B  
2039/006; A63B 41/00; A63B  
41/08; A63B 43/00; A63B 43/008; A63B  
43/06; A63B 45/02; A63B 69/00; A63B  
69/002; A63B 69/0095; A63B 69/3688;  
A63B 2071/0694; A63B 2208/12; A63B  
2243/007; A63B 2243/0066; A63B  
2243/0025; A63B 2243/0095  
See application file for complete search history.

(56) **References Cited**  
U.S. PATENT DOCUMENTS  
3,605,324 A \* 9/1971 Adams ..... A63H 33/00  
446/431  
D268,853 S \* 5/1983 Brine, Jr. .... D21/713  
D357,958 S \* 5/1995 Audero, Jr. .... D21/713  
D377,065 S \* 12/1996 Soofi ..... D21/713

D697,566 S \* 1/2014 Smith ..... D21/713  
D718,821 S \* 12/2014 Beyrich ..... D21/478  
D724,680 S \* 3/2015 Rub ..... D21/398  
D725,205 S \* 3/2015 Rub ..... D21/398  
D761,366 S \* 7/2016 Smith ..... D21/707  
2005/0170920 A1\* 8/2005 Boyer ..... A63B 43/008  
473/570  
2005/0192129 A1\* 9/2005 Kuwabara ..... A63B 43/06  
473/520  
2007/0010360 A1\* 1/2007 Chang ..... A63B 37/12  
473/598  
2007/0084095 A1\* 4/2007 Wellington ..... A63B 43/008  
40/327  
2008/0268989 A1\* 10/2008 Lalvani ..... A63B 41/08  
473/598

(Continued)

**FOREIGN PATENT DOCUMENTS**

CN 301457919 \* 2/2011  
CN 302761537 \* 3/2014

(Continued)

*Primary Examiner* — Catherine Tuttle  
(74) *Attorney, Agent, or Firm* — Banner & Witcoff, Ltd.

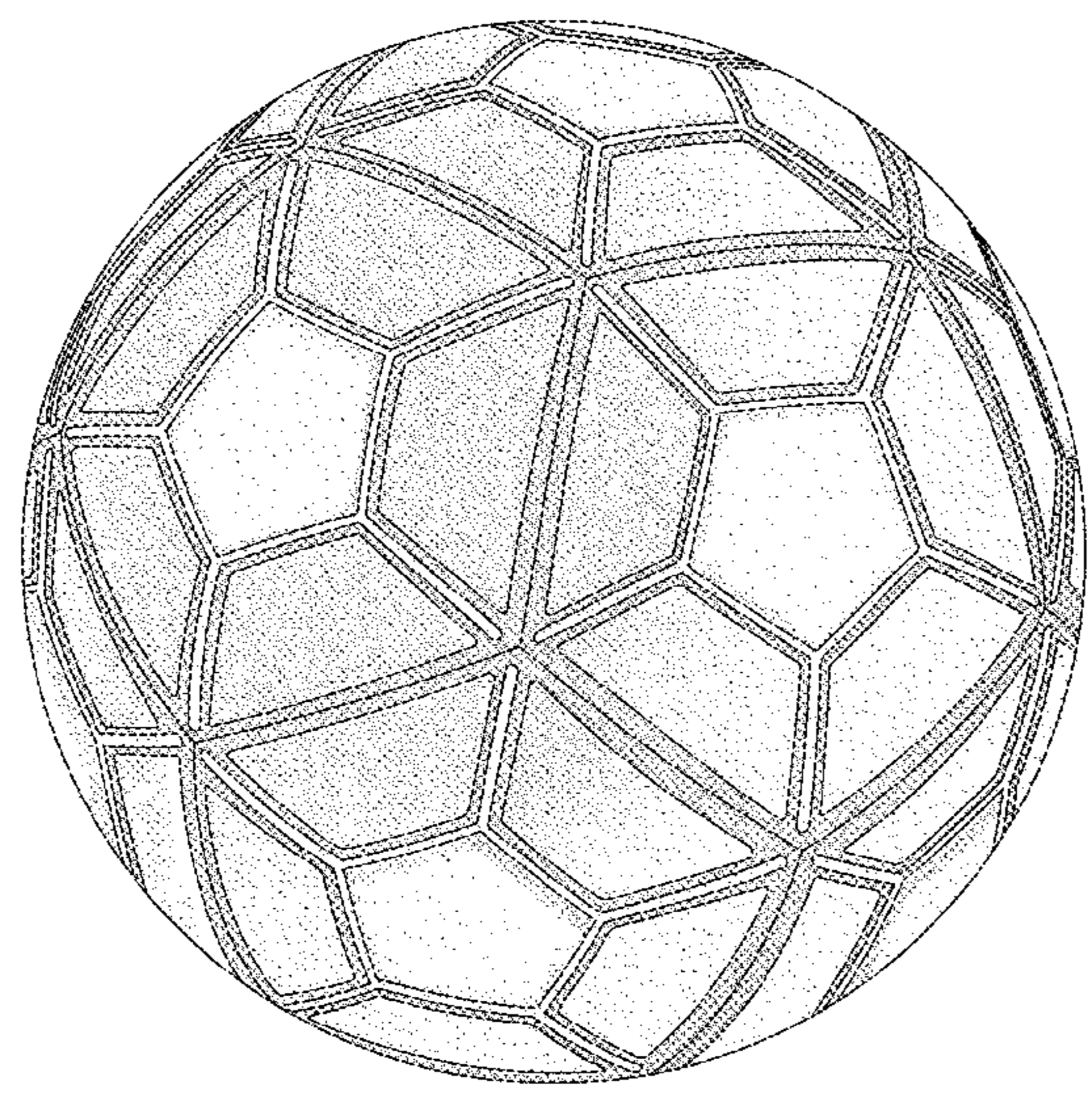
(57) **CLAIM**

The ornamental design for a ball with surface ornamentation pattern, as shown and described.

**DESCRIPTION**

FIG. 1 is a front perspective view of a ball with surface ornamentation pattern showing my new design;  
FIG. 2 is a front view thereof;  
FIG. 3 is a rear view thereof;  
FIG. 4 is a right side view thereof;  
FIG. 5 is a left view thereof;  
FIG. 6 is a top view thereof; and,  
FIG. 7 is a bottom view thereof.

**1 Claim, 7 Drawing Sheets**



(56)

**References Cited**

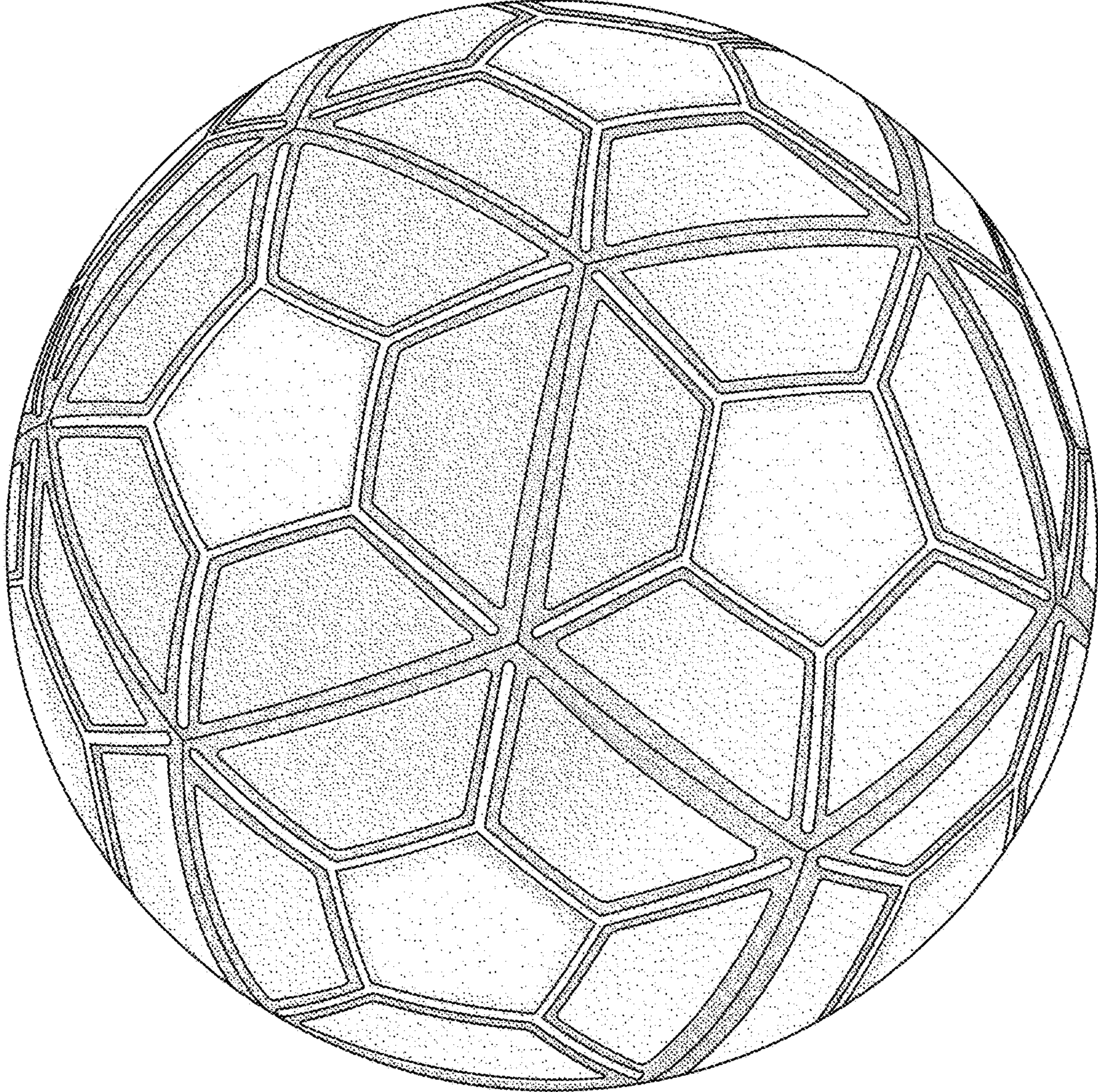
U.S. PATENT DOCUMENTS

2008/0280708 A1\* 11/2008 Smith ..... A63B 43/008  
473/604  
2015/0343269 A1\* 12/2015 Bender ..... A63B 37/0039  
473/374


FOREIGN PATENT DOCUMENTS

DE 19901327 A1 \* 7/2000 ..... A63B 41/08  
EM 002299388-0002 \* 4/2014  
EM 002299388-0003 \* 4/2014  
EM 002607028-0002 \* 1/2015  
EM 002683225-0002 \* 11/2015  
JP D1183679 \* 9/2003


\* cited by examiner



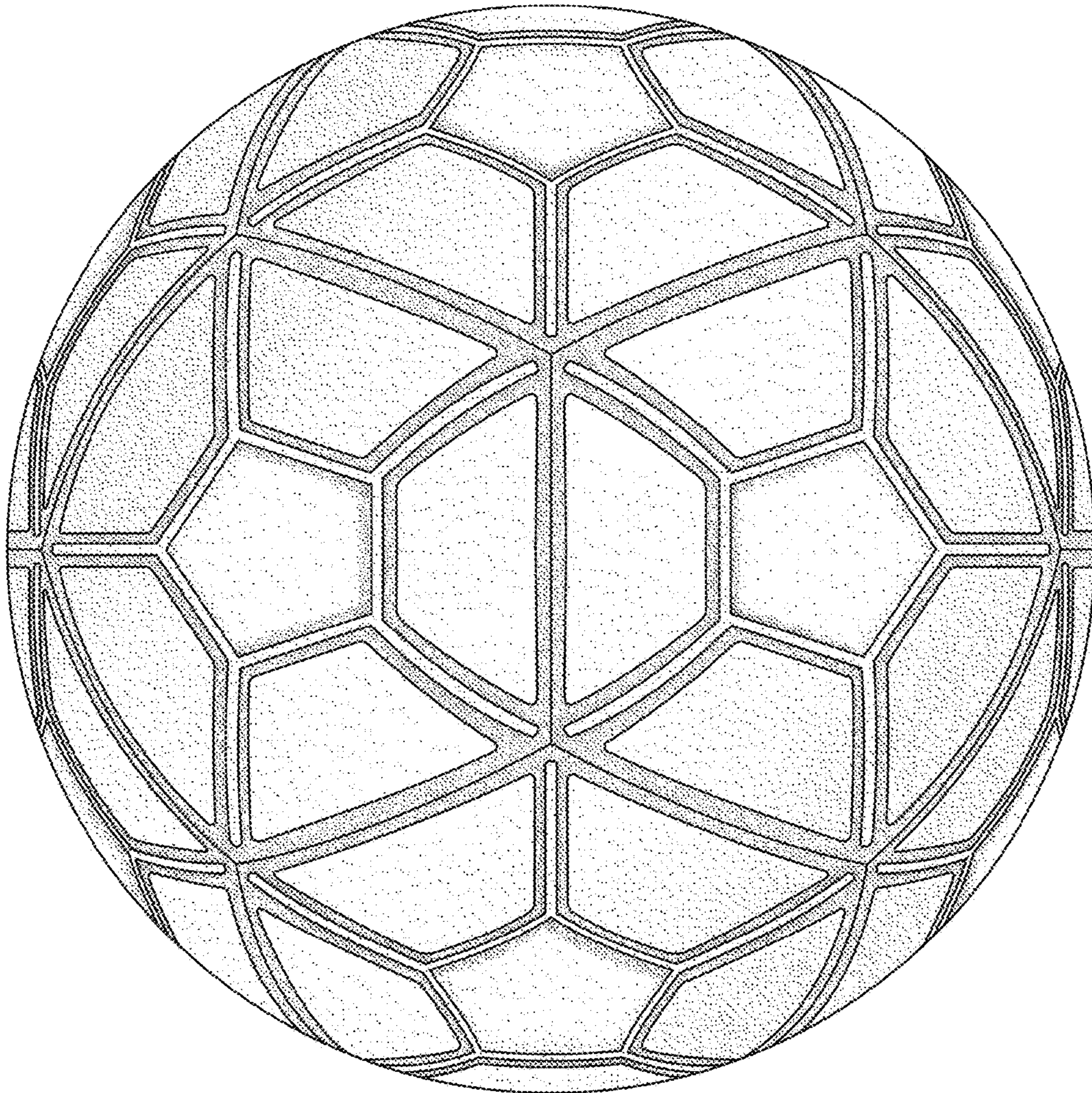
**FIG. 1**



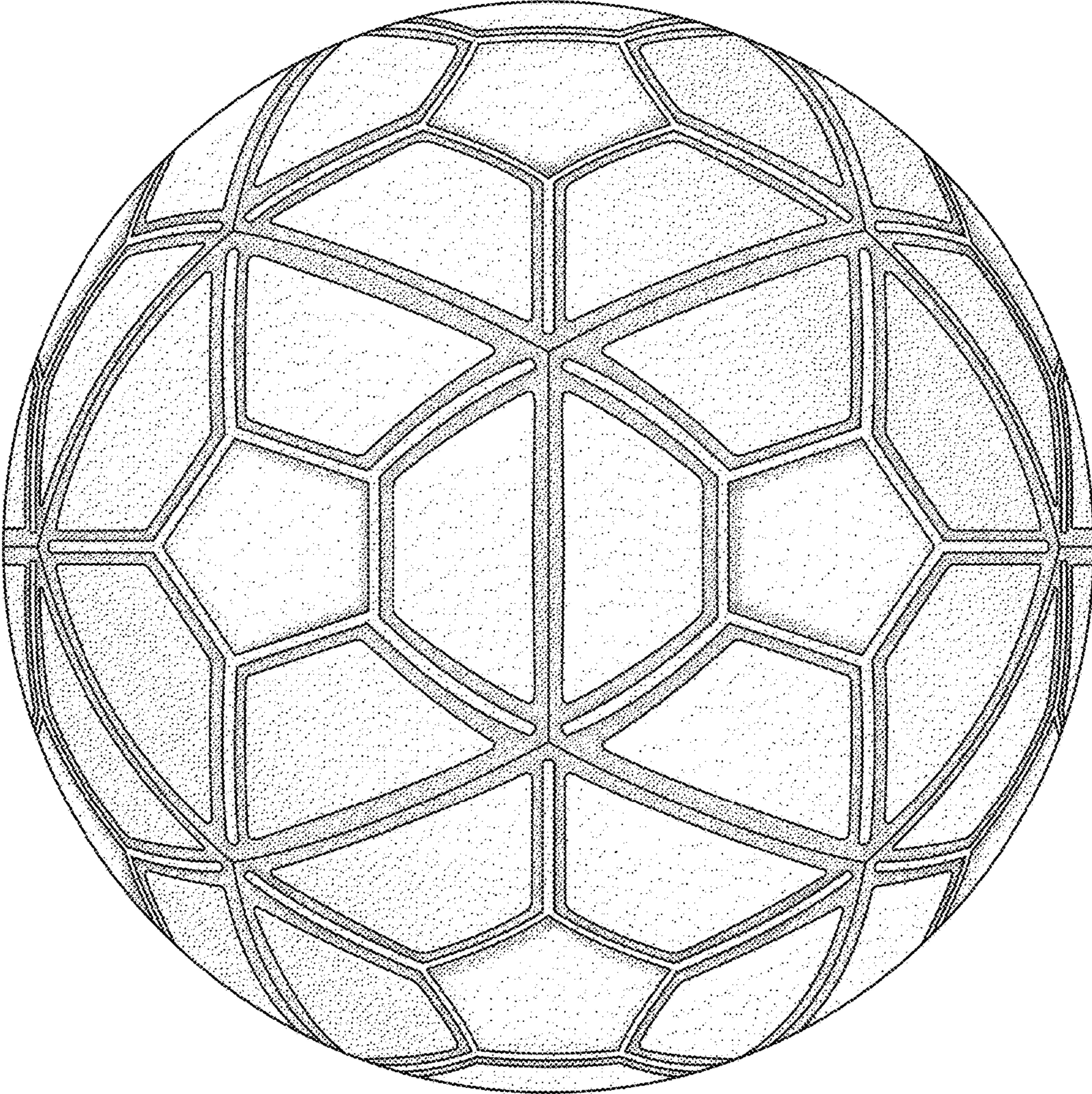
**FIG. 2**



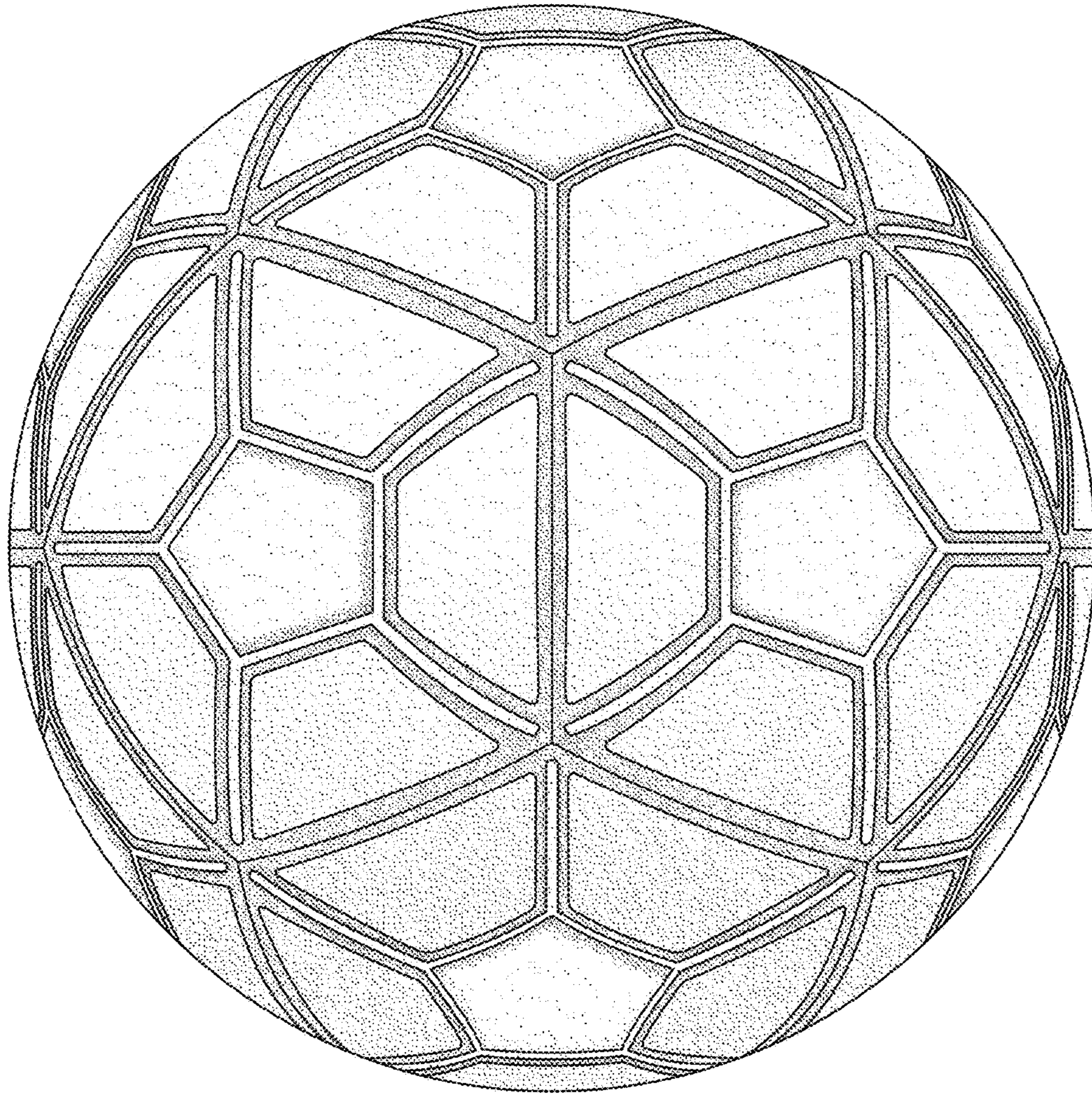
**FIG. 3**



**FIG. 4**




**FIG. 5**



**FIG. 6**





**FIG. 7**