



US00D778986S

(12) **United States Design Patent** (10) **Patent No.:** **US D778,986 S**
Kacin et al. (45) **Date of Patent:** **** Feb. 14, 2017**

- (54) **HOLDER FOR PEN AND DATA STORAGE DEVICE**
- (71) Applicant: **LARC Networks, Inc.**, Los Altos, CA (US)
- (72) Inventors: **Martin Kacin**, Los Altos Hills, CA (US); **Michael R. Gray**, Dublin, OH (US)
- (73) Assignee: **LARC Networks, Inc.**, Los Altos, CA (US)

5,033,629	A *	7/1991	Caine	B43M 99/007
					211/69.5
5,069,339	A *	12/1991	Hsu	B43M 99/009
					206/340
D328,889	S *	8/1992	Seki	D13/108
5,520,396	A *	5/1996	Therrien	A63F 9/34
					273/156
D377,901	S *	2/1997	Payne	D9/456
D388,764	S *	1/1998	Bartling	D13/107
D400,373	S *	11/1998	Thoesen	D3/313
D414,110	S *	9/1999	Gueret	D9/435
D422,556	S *	4/2000	Okura	D13/107
6,138,978	A *	10/2000	Andersen	E01F 9/681
					116/173

(Continued)

(**) Term: **15 Years**

Primary Examiner — Elizabeth Albert

(21) Appl. No.: **29/536,179**

(74) *Attorney, Agent, or Firm* — Fenwick & West LLP

(22) Filed: **Aug. 13, 2015**

(51) **LOC (10) Cl.** **19-06**

(57) **CLAIM**

(52) **U.S. Cl.**
USPC **D19/77**

We claim the ornamental design for a holder for pen and data storage device, as shown and described.

(58) **Field of Classification Search**
USPC .. D3/206, 310, 311, 312, 313, 314; D19/75, D19/77-85; D13/107; D14/432, 447, D14/251, 252, 253; D6/512, 682.2, 683.1
CPC A45C 11/34; B43K 23/00; B43K 23/001; B43K 23/002; B43K 23/004; B43K 23/008; B43K 23/012; B43K 23/016; B43K 25/00; B43K 25/024
See application file for complete search history.

DESCRIPTION

(56) **References Cited**

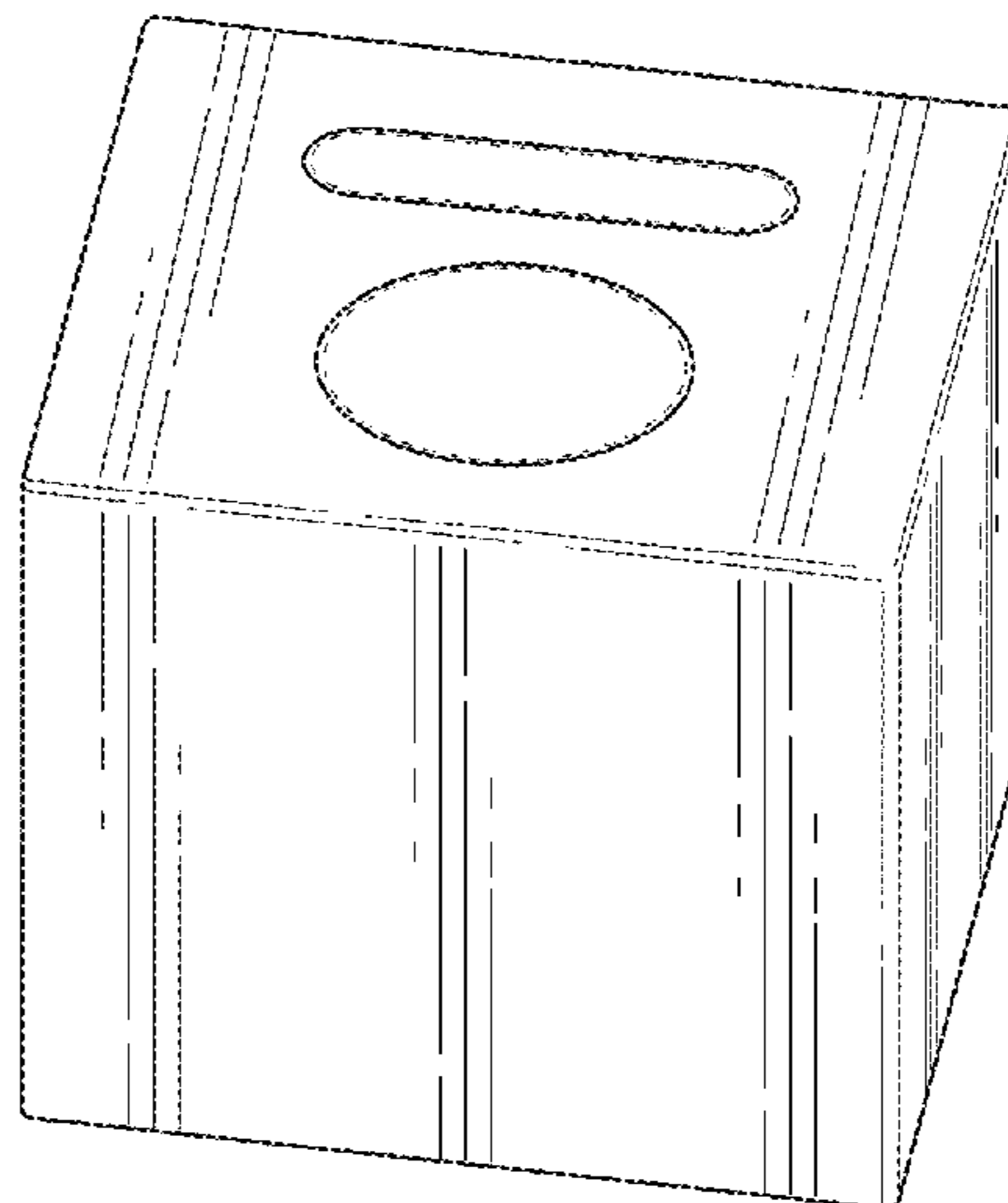
U.S. PATENT DOCUMENTS

D60,498	S *	2/1922	Mitz	211/69.2
3,644,873	A *	2/1972	Dalton	H01R 23/10
					200/51.09
D226,360	S *	2/1973	Leedy	D19/77
D226,786	S *	4/1973	Bolling	D19/78
D236,341	S *	8/1975	Leedy	D19/75
3,964,264	A *	6/1976	Tornabene	F03B 13/186
					175/5
D259,126	S *	5/1981	Macowski	D19/85

FIG. 1 is an isometric view of a holder for pen and data storage device showing our new design;
FIG. 2 is a top view thereof;
FIG. 3 is a bottom view thereof;
FIG. 4 is a left side view thereof;
FIG. 5 is a right side view thereof;
FIG. 6 is a front view thereof;
FIG. 7 is a rear view thereof; and,
FIG. 8 is another isometric view thereof.

The evenly spaced broken lines in FIGS. 1, 2, 6, and 8 are included to show portions of the holder for pen and data storage device that form no part of the claimed design. The long and short broken lines in FIG. 8 are included to show articles in the environment that form no part of the claimed design.

1 Claim, 5 Drawing Sheets



(56)

References Cited

U.S. PATENT DOCUMENTS

6,186,461 B1 * 2/2001 Pelaez B43K 23/002
206/214
D477,823 S * 7/2003 Lavello, Sr. D14/149
6,585,207 B2 * 7/2003 Ibbitson F16B 7/18
248/229.2
6,871,767 B2 * 3/2005 Perlman B43K 23/04
206/214
D522,915 S * 6/2006 Bruckler D11/182
D544,371 S * 6/2007 Bhavnani D10/15
7,299,922 B2 * 11/2007 Ceballos A47K 1/09
206/15.2
D577,743 S * 9/2008 Liu D14/496
D586,777 S * 2/2009 Joseph D10/2
D662,140 S * 6/2012 Huang D19/84
D662,491 S * 6/2012 Andre D13/108
D668,218 S * 10/2012 Dai D13/107
D672,320 S * 12/2012 Love D13/168
D682,681 S * 5/2013 Oxer D9/424
D686,595 S * 7/2013 Andre D14/217

* cited by examiner

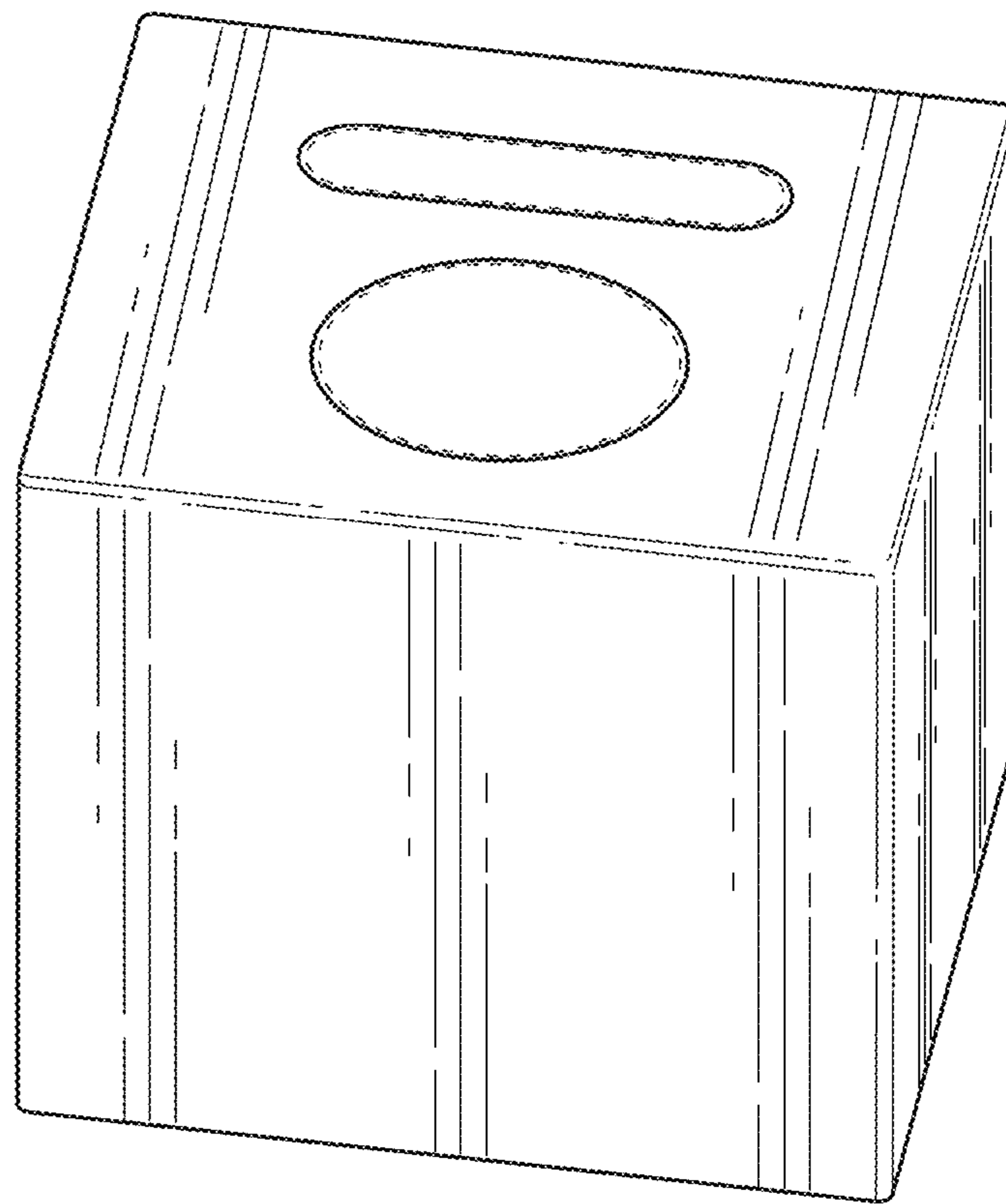


FIG. 1

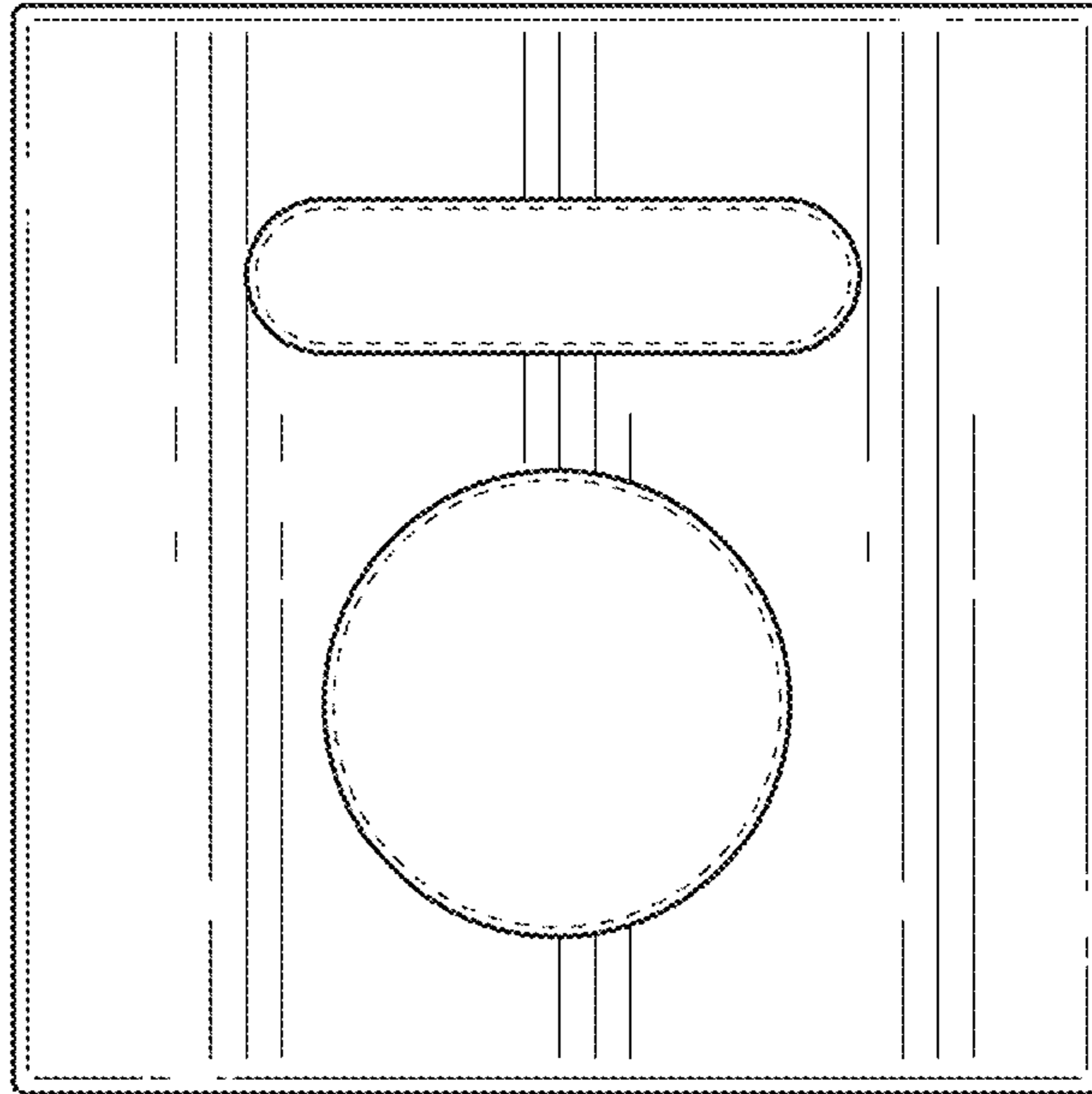


FIG. 2

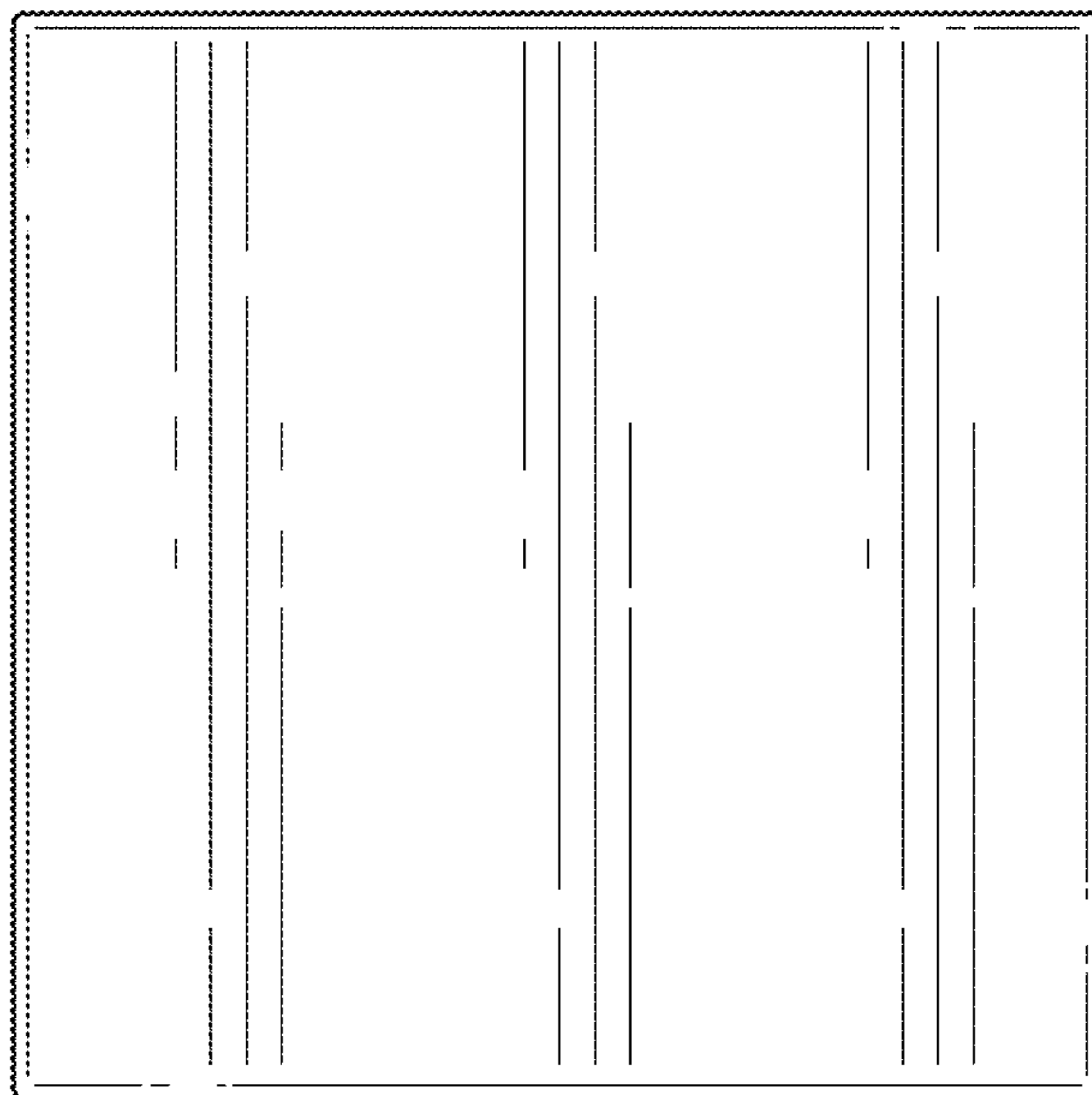


FIG. 3

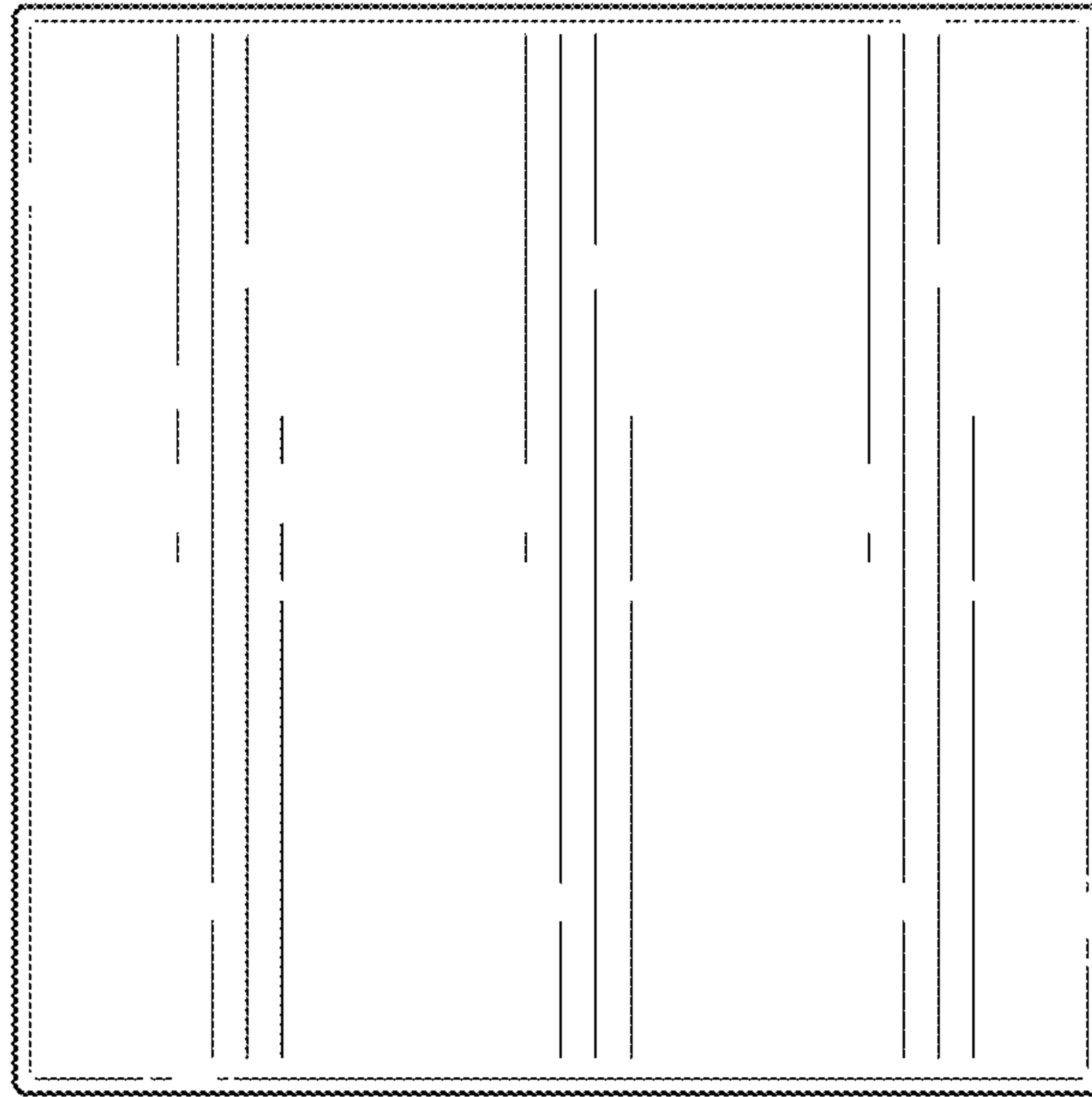


FIG. 4

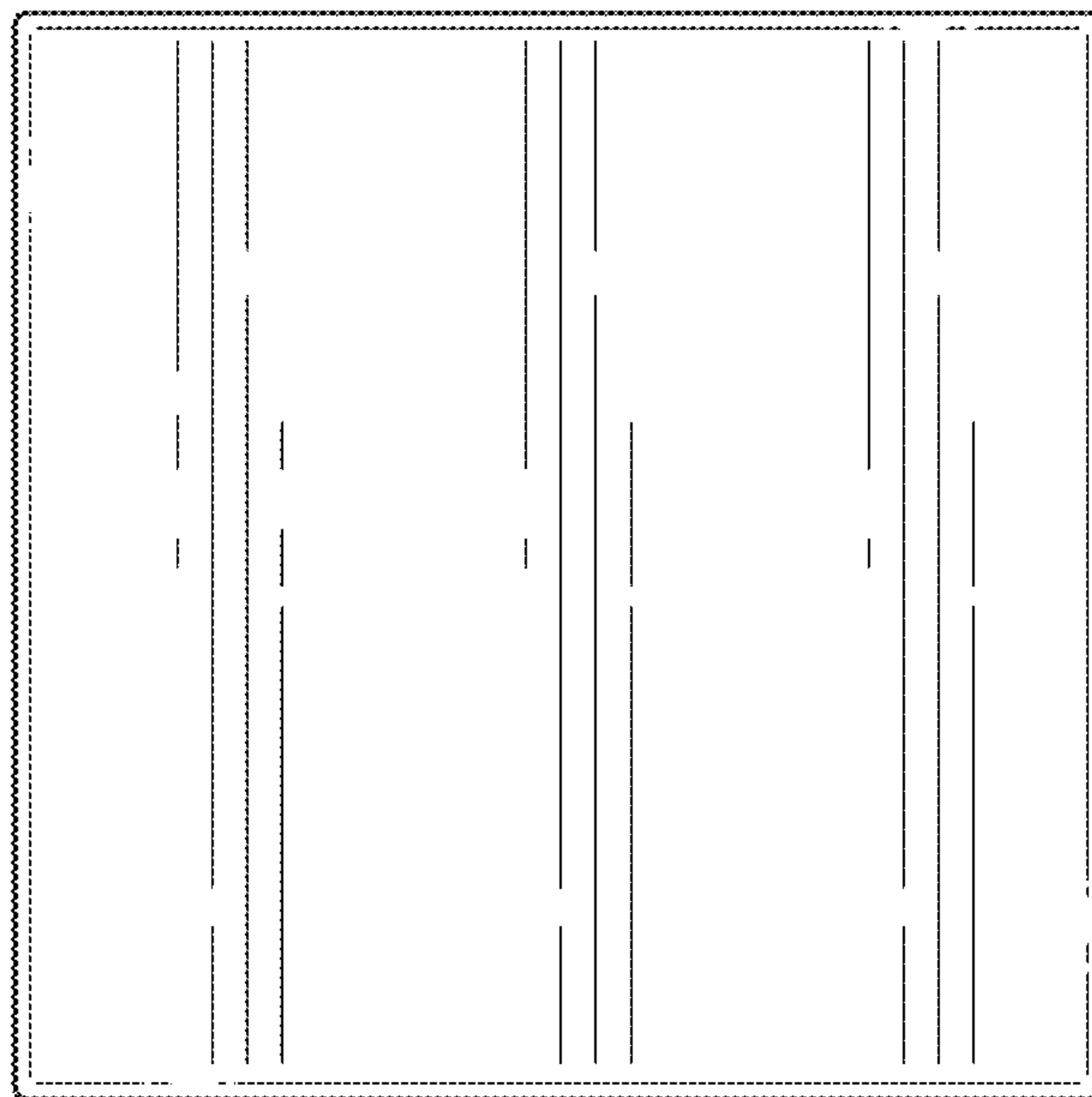


FIG. 5

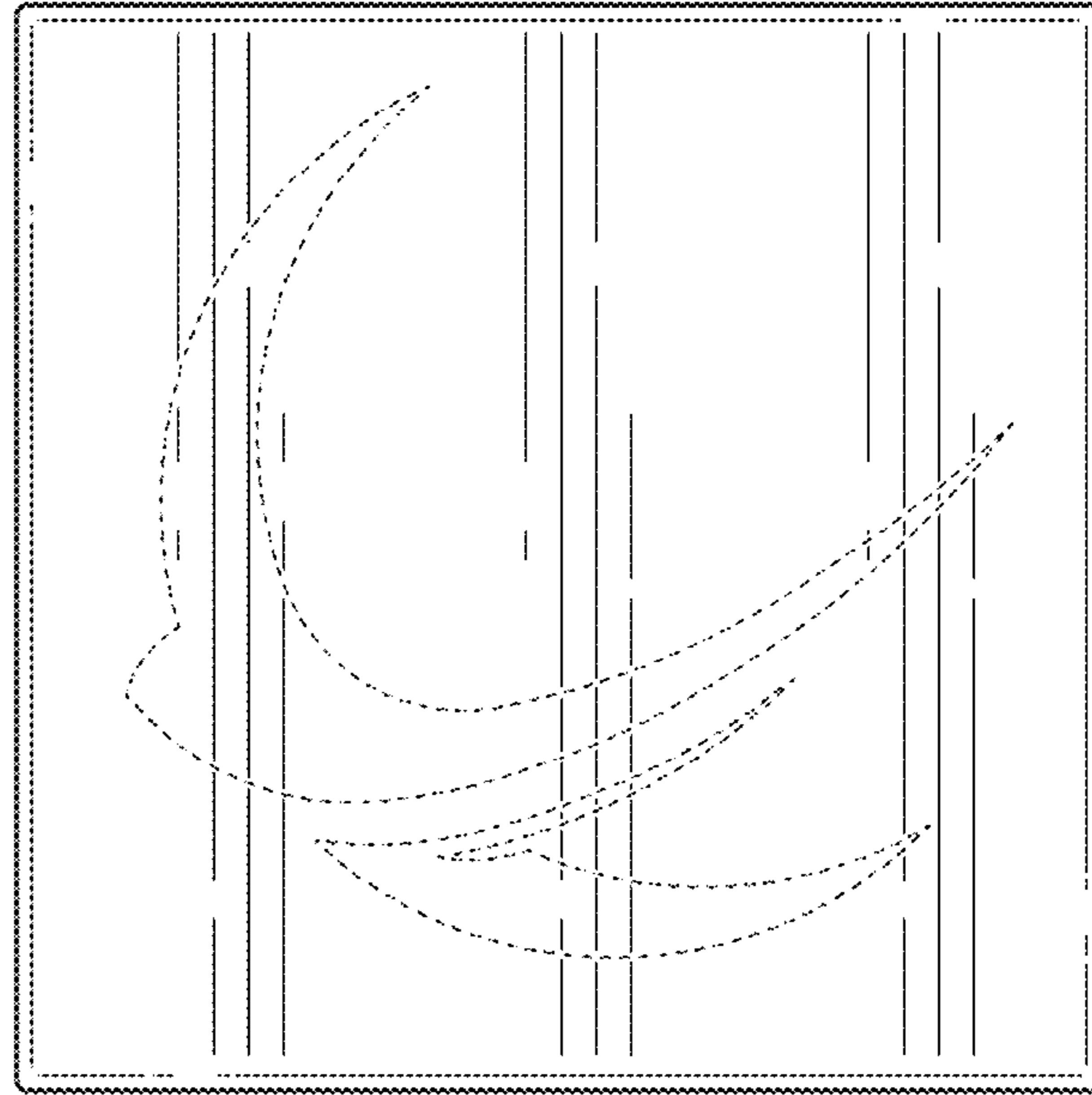


FIG. 6

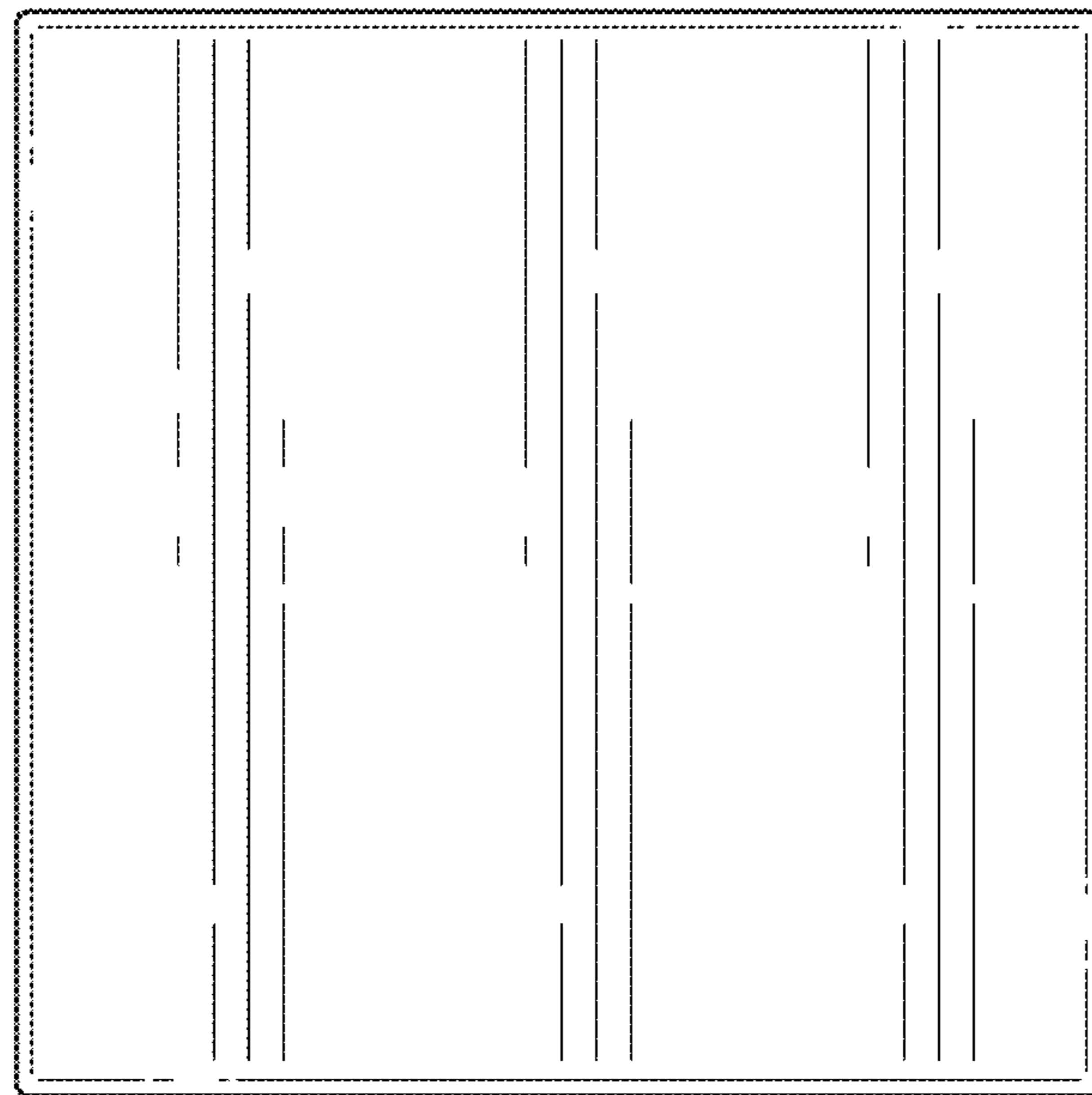


FIG. 7

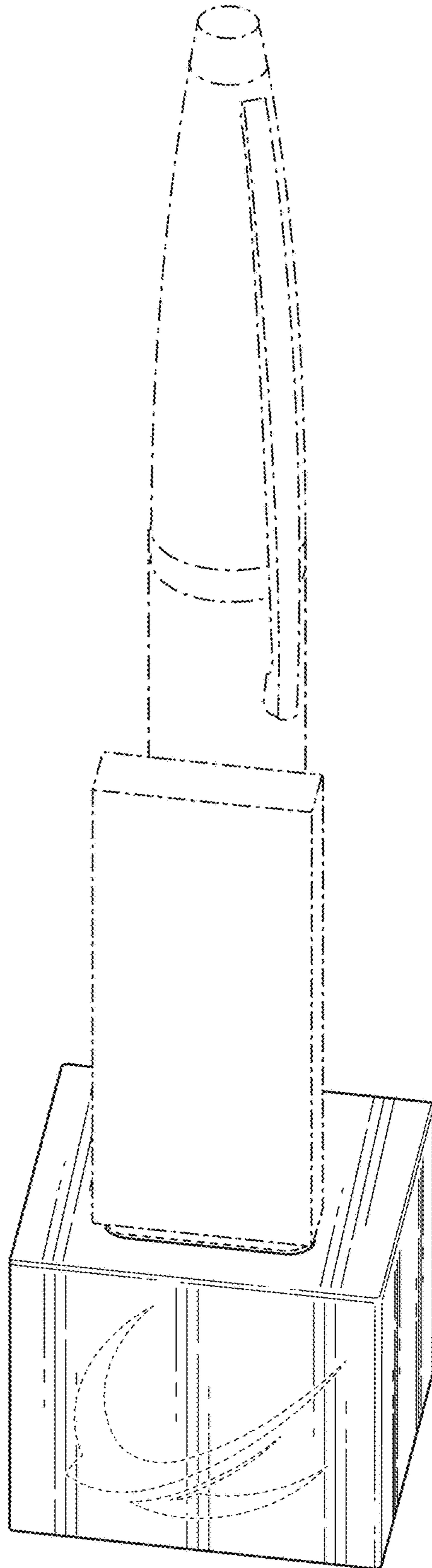


FIG. 8