



US00D778980S

(12) **United States Design Patent** (10) **Patent No.:** **US D778,980 S**
Myers (45) **Date of Patent:** **** Feb. 14, 2017**

(54) **ADJUSTABLE DIRECTIVITY ACOUSTIC PICKUP FOR MUSICAL INSTRUMENTS**

(71) Applicant: **Gregg Allen Myers**, Garden Grove, CA (US)

(72) Inventor: **Gregg Allen Myers**, Garden Grove, CA (US)

(**) Term: **14 Years**

(21) Appl. No.: **29/496,441**

(22) Filed: **Jul. 13, 2014**

(51) **LOC (10) Cl.** **17-03**

(52) **U.S. Cl.**
USPC **D17/20**

(58) **Field of Classification Search**

USPC D10/18, 21, 24, 25, 27, 28, 46, 93, 104.1, D10/106, 113, 114, 116.1; D17/9, 13, 20, 22, D17/23, 24, 99, 4, 12, 14, 15, 16, 17, 18, 19, 21; D21/586; D28/7; D6/582, 583, 585, 592, D6/595, 596, 597, 601, 602, 603, 606, 608, D6/610, 617
CPC H05K 7/20727; H05K 7/20581; F04D 25/166; F04D 15/00; F04D 29/664; F24F 3/044; F24F 7/06; F24F 7/065; F24F 13/24; G10D 13/00; G10D 3/00; G10D 3/18; G10D 3/043; G10G 5/00; A63H 5/00; A47G 9/00; B60N 2/00

See application file for complete search history.

(56) **References Cited**

U.S. PATENT DOCUMENTS

D255,463 S * 6/1980 Clark D17/22
4,622,880 A * 11/1986 Glemming G10D 3/08
84/317
D295,759 S * 5/1988 Kolich D14/226
4,811,405 A * 3/1989 Peiker H04R 1/08
381/365
4,829,874 A * 5/1989 Hoshino G10D 13/026
84/421

(Continued)

OTHER PUBLICATIONS

Husky Drive, image post date 2012, site visited Mar. 6, 2016, (online), <<http://ph-live-g-04.slatic.net/joyo-jf-314-husky-drive-overdrive-mini-electric-guitar-effect-pedal-with-knob-guard-true-bypass-intl-3119029.html>>.*

(Continued)

Primary Examiner — Kevin Rudzinski

Assistant Examiner — Sean D Lough

(74) *Attorney, Agent, or Firm* — William L. Chapin

(57) **CLAIM**

The ornamental design for the adjustable directivity pickup for musical instruments, as shown and described.

DESCRIPTION

FIG. 1 is a front upper perspective view of the adjustable directivity pickup for musical instruments according to the present invention.

FIG. 2 is a front elevation view thereof.

FIG. 3 is a rear elevation view thereof.

FIG. 4 is a right side elevation view thereof.

FIG. 5 is a left side elevation view thereof.

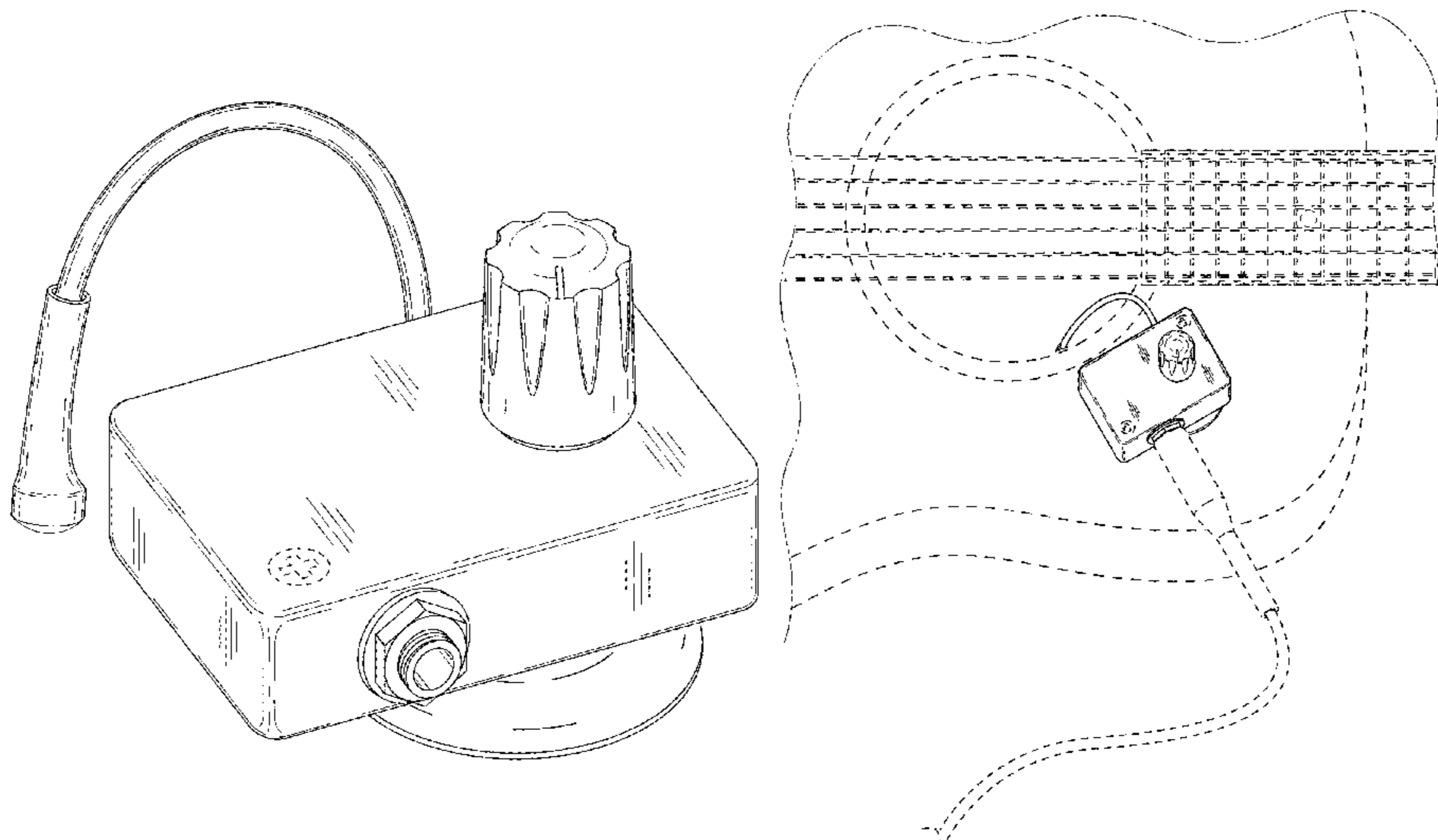
FIG. 6 is an upper plan view thereof.

FIG. 7 is a lower plan view thereof.

FIG. 8 is a perspective view of the device of FIGS. 1-7, showing the device mounted to a self-resonator guitar illustrated in broken lines, which forms no part of the claimed design; and,

FIG. 9 is a perspective view of the device of FIGS. 1-7, showing the device mounted to a 12-string guitar illustrated in broken lines, which forms no part of the claimed design. The broken lines in the drawings illustrate environments of the adjustable directivity pickup for musical instruments which form no part of the claimed design. The dash-dot broken lines in the drawings illustrate boundaries of use environments of the adjustable directivity pickup for musical instruments which form no part of the claimed design.

1 Claim, 9 Drawing Sheets



(56)

References Cited

U.S. PATENT DOCUMENTS

5,357,577 A * 10/1994 Waji H04R 1/04
361/704
5,662,300 A * 9/1997 Michelson A61B 17/02
248/160
D385,777 S * 11/1997 Vallery D8/397
D389,172 S * 1/1998 Wiese D17/20
D410,622 S * 6/1999 Richter D12/425
D419,415 S * 1/2000 Richter D14/251
D421,621 S * 3/2000 Cooper 84/454
D443,291 S * 6/2001 East D17/20
D450,748 S * 11/2001 Greenberg D17/22
D460,779 S * 7/2002 Black D17/24
6,441,292 B1 * 8/2002 Donnell G10H 3/12
84/723
D478,068 S * 8/2003 Sundquist D14/228
D479,837 S * 9/2003 Sundquist D14/228
D480,050 S * 9/2003 Darrow D13/133
6,680,431 B2 * 1/2004 Vanden G10D 3/18
84/278
6,753,466 B1 * 6/2004 Lee G10D 3/00
84/470 R
D522,843 S * 6/2006 Richter D8/363
D554,042 S * 10/2007 Richter D12/415
D563,309 S * 3/2008 Richter D12/415
7,390,950 B2 * 6/2008 Hollander H04R 1/08
84/290
D591,587 S * 5/2009 Mason D8/354
D592,205 S * 5/2009 O'Brien D12/415
D593,013 S * 5/2009 Coppit D12/194
D594,856 S * 6/2009 Marshall D14/228
D621,869 S * 8/2010 Rockett D17/22
D636,015 S * 4/2011 Agosto, Jr. D13/133
D648,775 S * 11/2011 Rockett D17/22
D654,054 S * 2/2012 Kohte D14/217
D660,251 S * 5/2012 Liber D13/155
D663,352 S * 7/2012 Park D17/22

D671,110 S * 11/2012 Choi D14/253
D674,002 S * 1/2013 Ginter D17/22
D678,395 S * 3/2013 Strauser D17/21
D682,346 S * 5/2013 Bogdan D17/20
8,525,010 B2 * 9/2013 Saravis G10D 13/02
84/411 R
D696,723 S * 12/2013 Livingstone D19/86
D710,683 S * 8/2014 Kishida D8/397
D713,714 S * 9/2014 Kishida D8/397
D718,282 S * 11/2014 Bennett D13/163
8,957,290 B2 * 2/2015 Vochezer 84/280
9,016,658 B2 * 4/2015 Barnard F16M 11/041
248/688
D729,222 S * 5/2015 Grziwok D14/253
D735,146 S * 7/2015 Sawada D13/167
9,076,413 B2 * 7/2015 Krumwiede G10D 1/08
D736,306 S * 8/2015 Iida D17/24
D739,389 S * 9/2015 Prohaska D14/238.1
D742,430 S * 11/2015 Moris D15/78
D743,347 S * 11/2015 Hackleman D13/153
D745,196 S * 12/2015 Walterscheid D26/24
D745,597 S * 12/2015 Alstad D17/20
D748,610 S * 2/2016 Smith D14/225
D748,936 S * 2/2016 Kanrilak D6/681
2015/0090096 A1 * 4/2015 Krumwiede G10D 1/08
84/317

OTHER PUBLICATIONS

DPA Microphones, image post date 1 year ago, site visited Mar. 6, 2016, (online), <<http://www.bhphotovideo.com/explora/audio/hands-review/overview-dpa-microphones-among-most-respected-industry>>.*
Beyond Acoustic Guitar Pickup, image post date 1996, site visited Mar. 6, 2016, (online), <<http://uedata.amazon.com/Beyond-Acoustic-Soundhole-Adjustable-Rosewood/dp/B003HK01A>>.*

* cited by examiner

Fig. 1

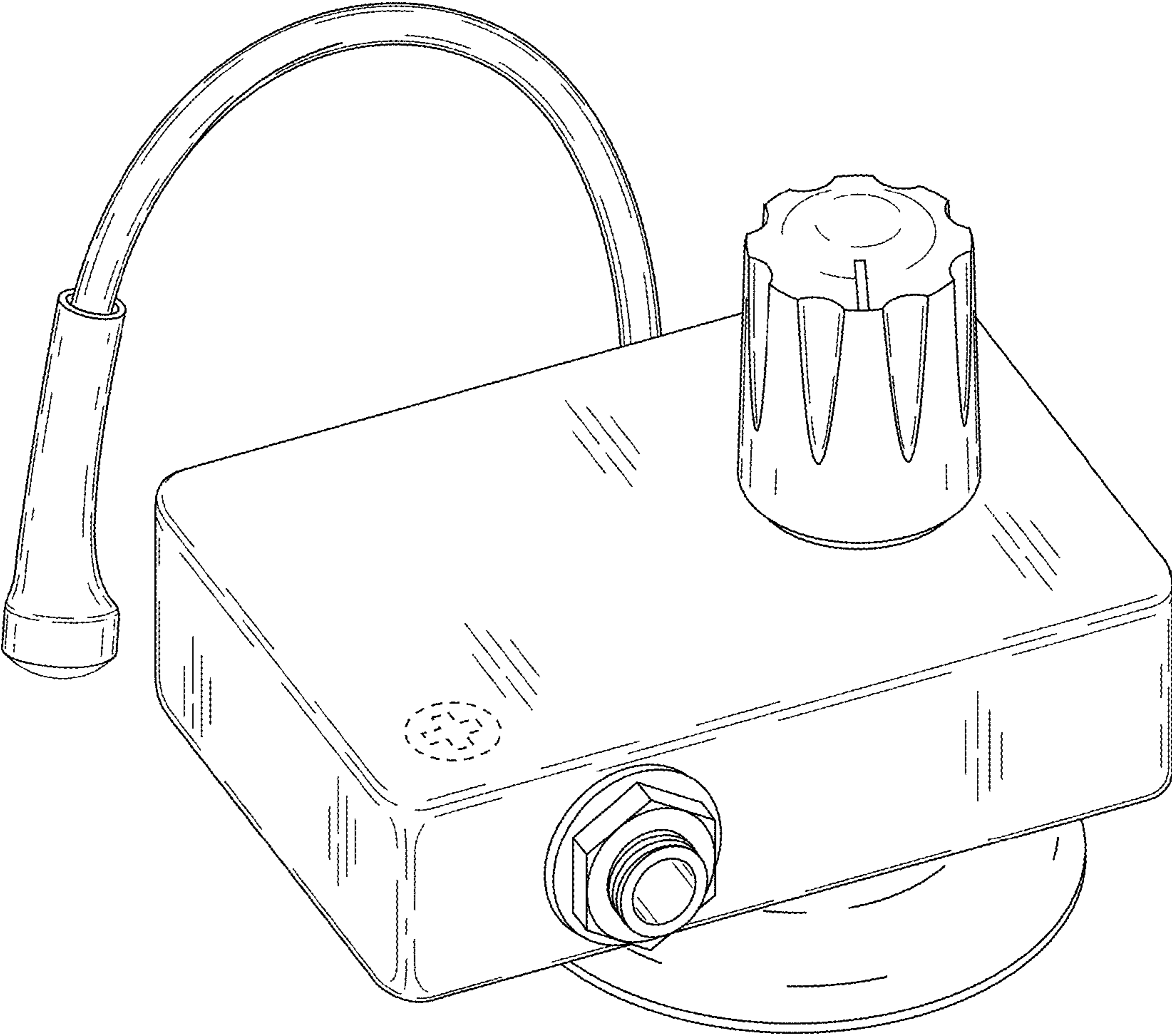


Fig. 2

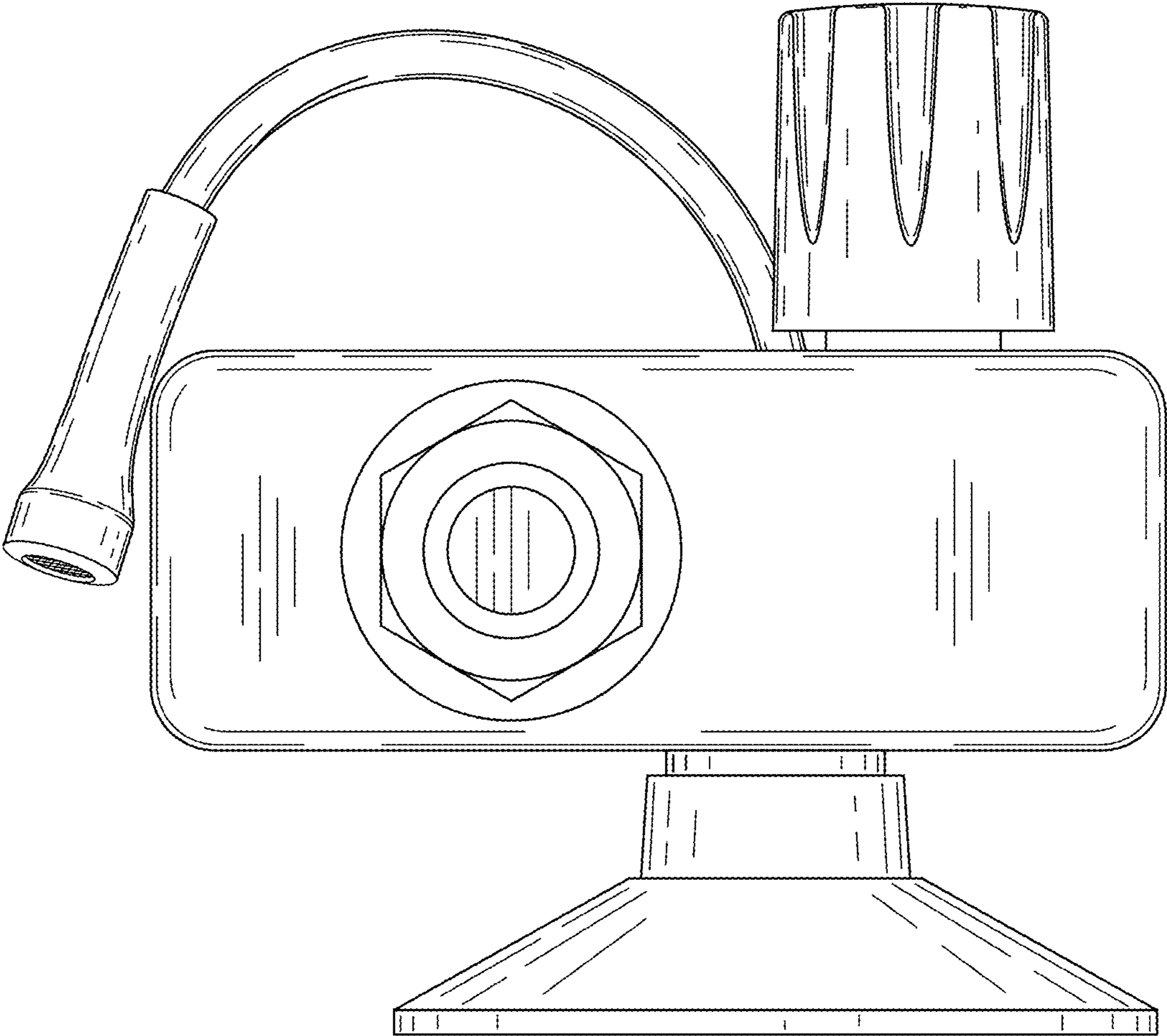
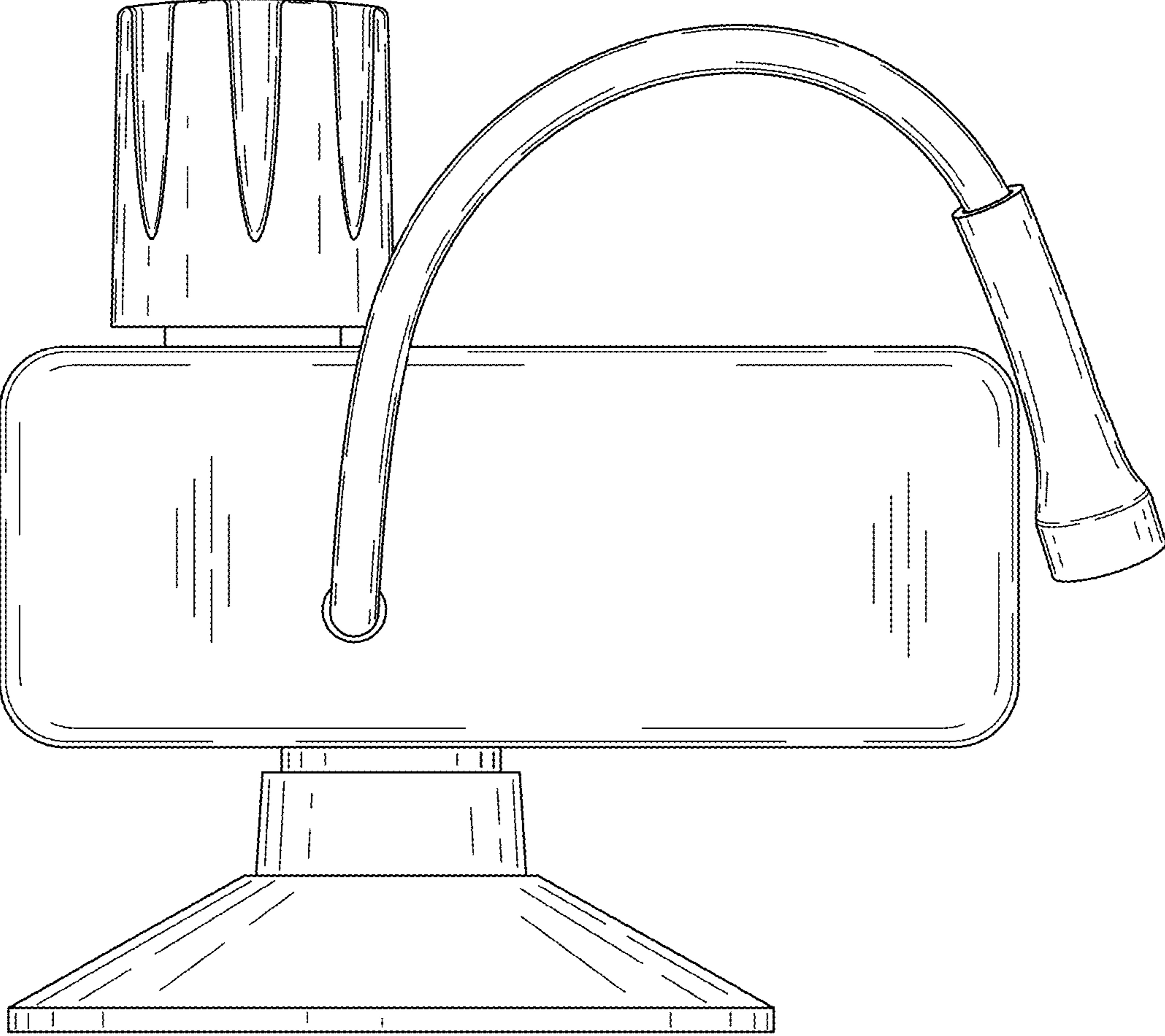


Fig. 3



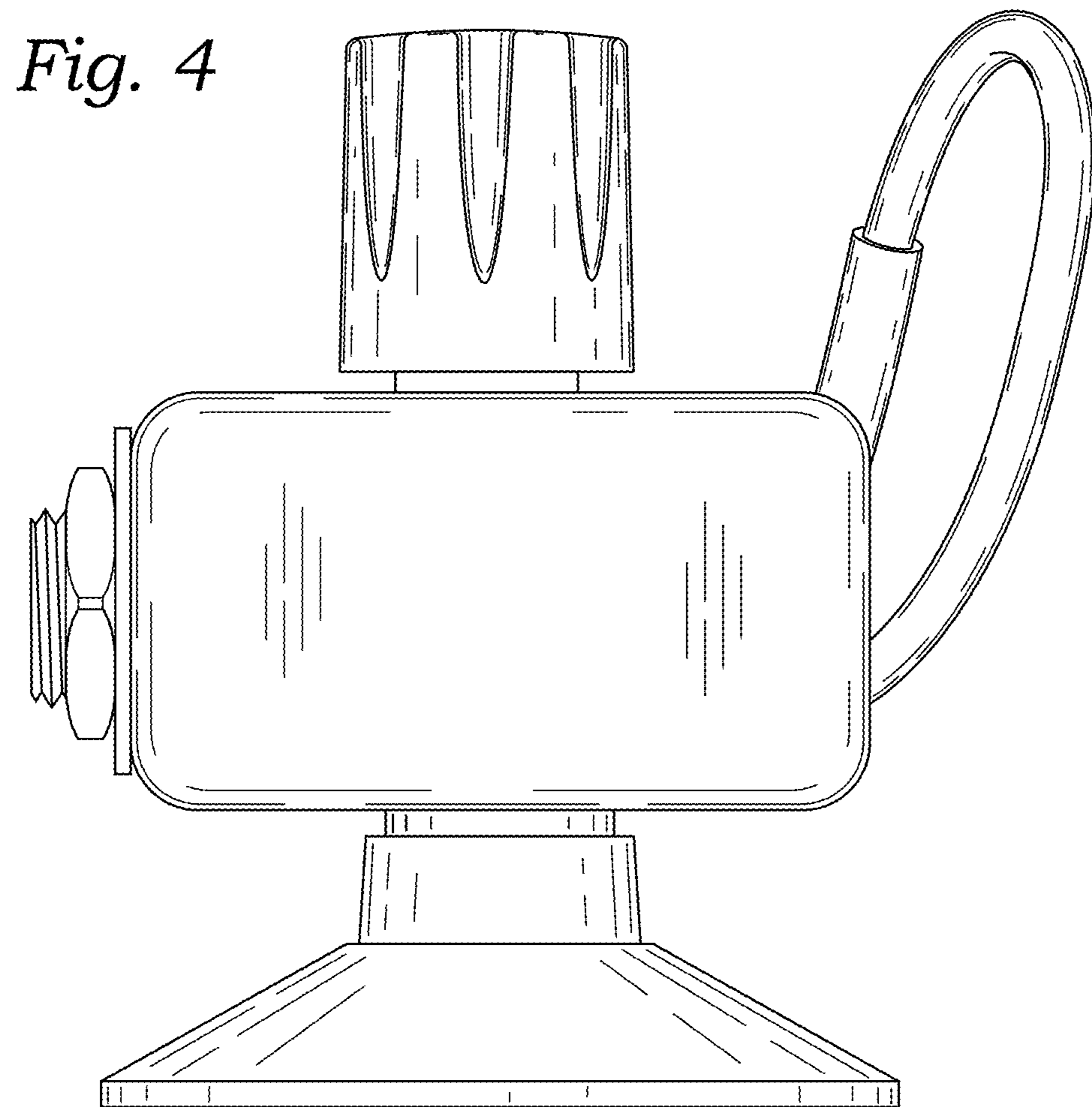


Fig. 5

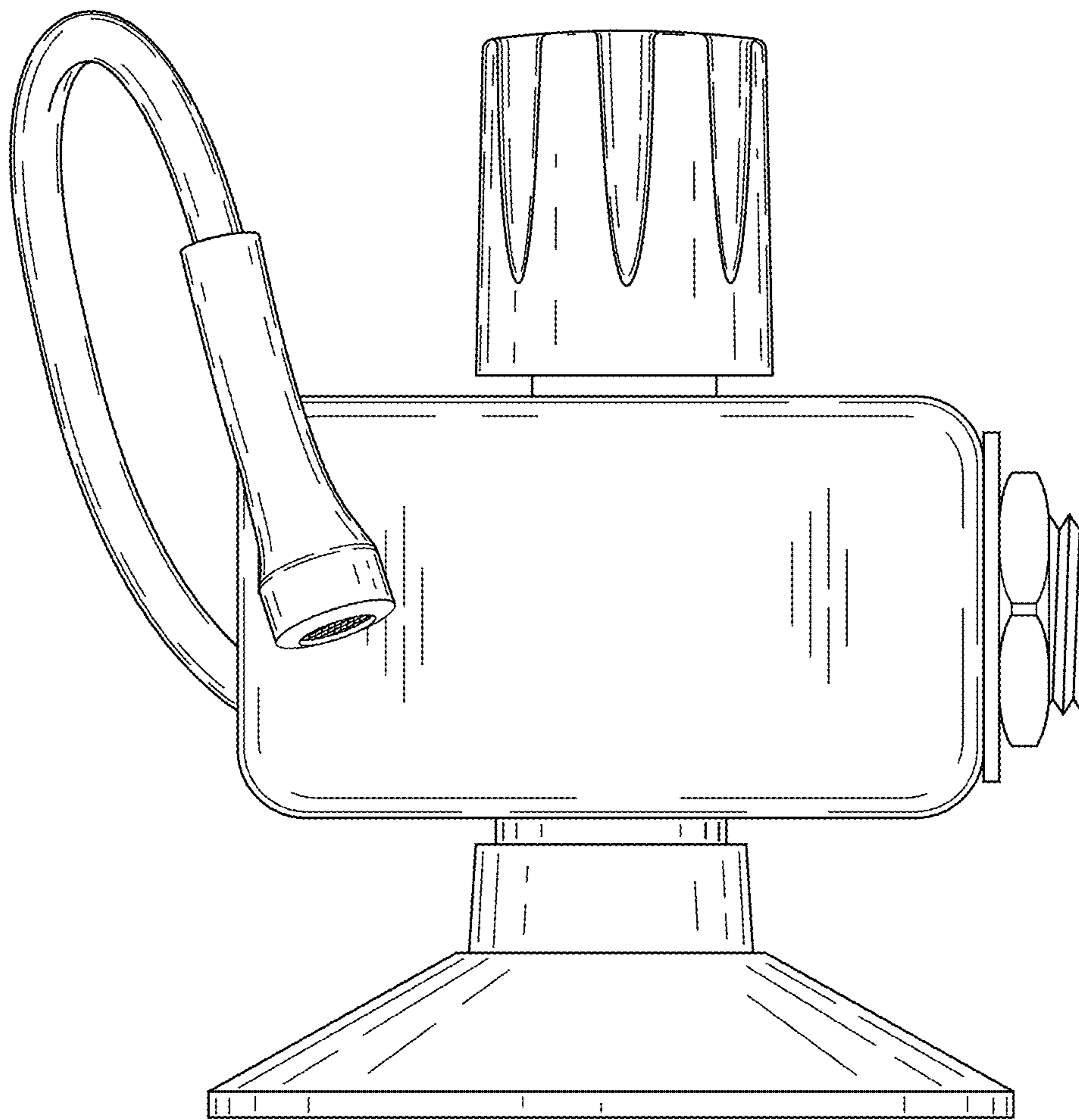


Fig. 6

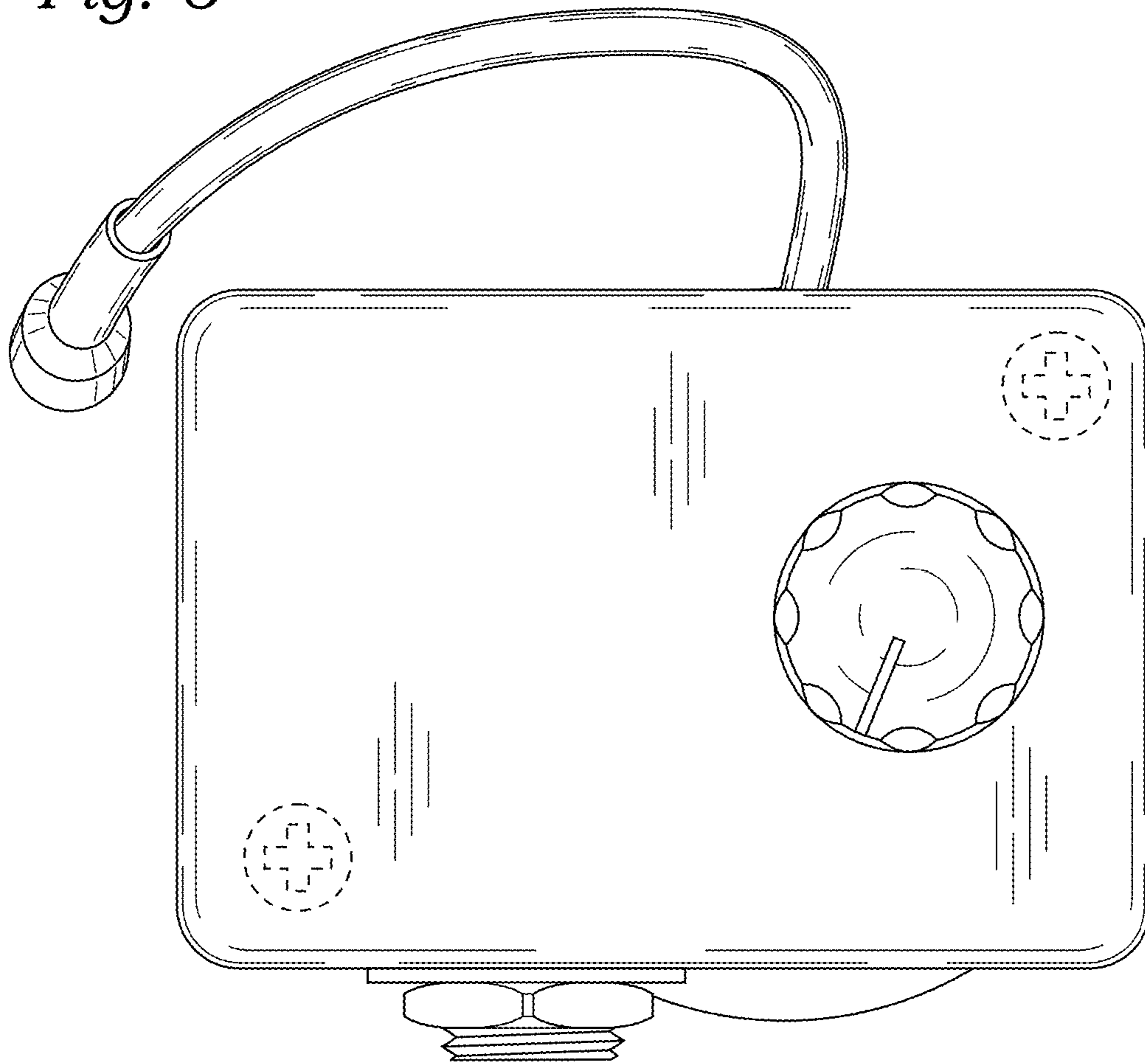


Fig. 7

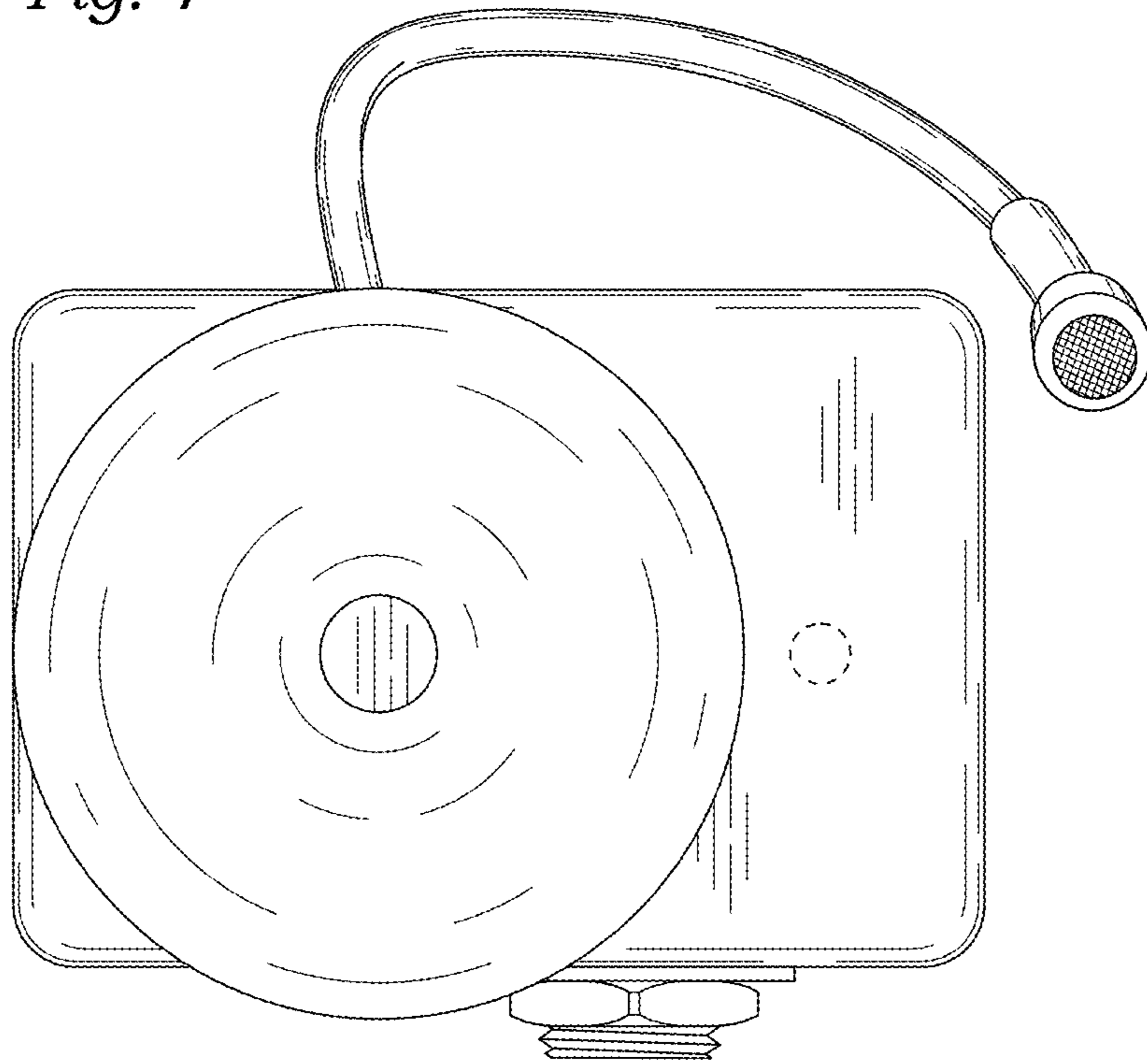


Fig. 8

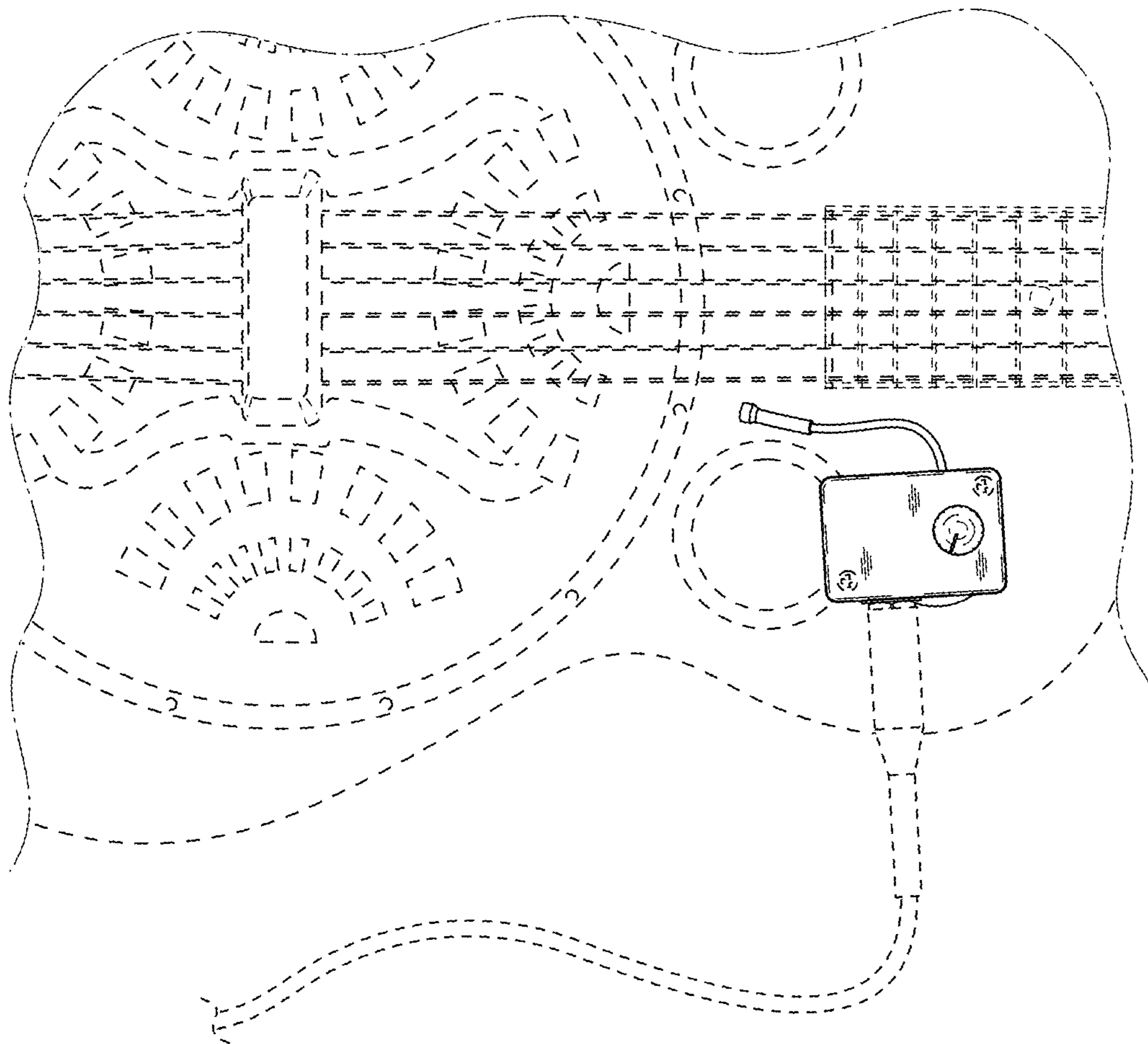


Fig. 9

