

US00D778976S

(12) **United States Design Patent**
Konno

(10) **Patent No.:** **US D778,976 S**

(45) **Date of Patent:** **** Feb. 14, 2017**

(54) **CONTACT LENS**

(71) Applicant: **Hikoyuki Konno**, Tokyo (JP)

(72) Inventor: **Hikoyuki Konno**, Tokyo (JP)

(**) Term: **14 Years**

(21) Appl. No.: **29/503,260**

(22) Filed: **Sep. 24, 2014**

Related U.S. Application Data

(62) Division of application No. 29/414,942, filed on Mar. 6, 2012, now abandoned.

(30) **Foreign Application Priority Data**

Sep. 7, 2011	(JP)	2011-21946
Dec. 15, 2011	(JP)	2011-30717
Dec. 15, 2011	(JP)	2011-30718
Dec. 15, 2011	(JP)	2011-30719
Dec. 15, 2011	(JP)	2011-30720
Dec. 15, 2011	(JP)	2011-30721

(51) **LOC (10) Cl.** **16-06**

(52) **U.S. Cl.**
USPC **D16/300**

(58) **Field of Classification Search**
USPC D16/101, 300-342, 900; D29/109, 110;
D24/110.2; 351/41, 44, 45, 46, 51, 52,
351/61, 62, 92, 103-123, 130, 140, 153,
351/158, 138; 2/13, 441; D21/483,
D21/659-661
CPC A61F 2/16; A61F 2/1613
See application file for complete search history.

(56) **References Cited**

U.S. PATENT DOCUMENTS

3,034,403 A *	5/1962	Neefe	G02C 7/04
				264/1.7
D314,700 S *	2/1991	Lurkis	74/551.9

5,125,729 A *	6/1992	Mercure	G02C 7/042	351/159.41
5,260,727 A *	11/1993	Oksman	A61F 2/1613	351/159.03
5,434,630 A *	7/1995	Bransome	G02C 7/049	351/159.02
5,495,305 A *	2/1996	Martin	A61F 9/00	351/159.75
5,963,298 A *	10/1999	Bard	G02C 7/046	351/159.28

(Continued)

Primary Examiner — Randall Gholson

(74) *Attorney, Agent, or Firm* — Flynn, Thiel, Boutell & Tanis, P.C.

(57) **CLAIM**

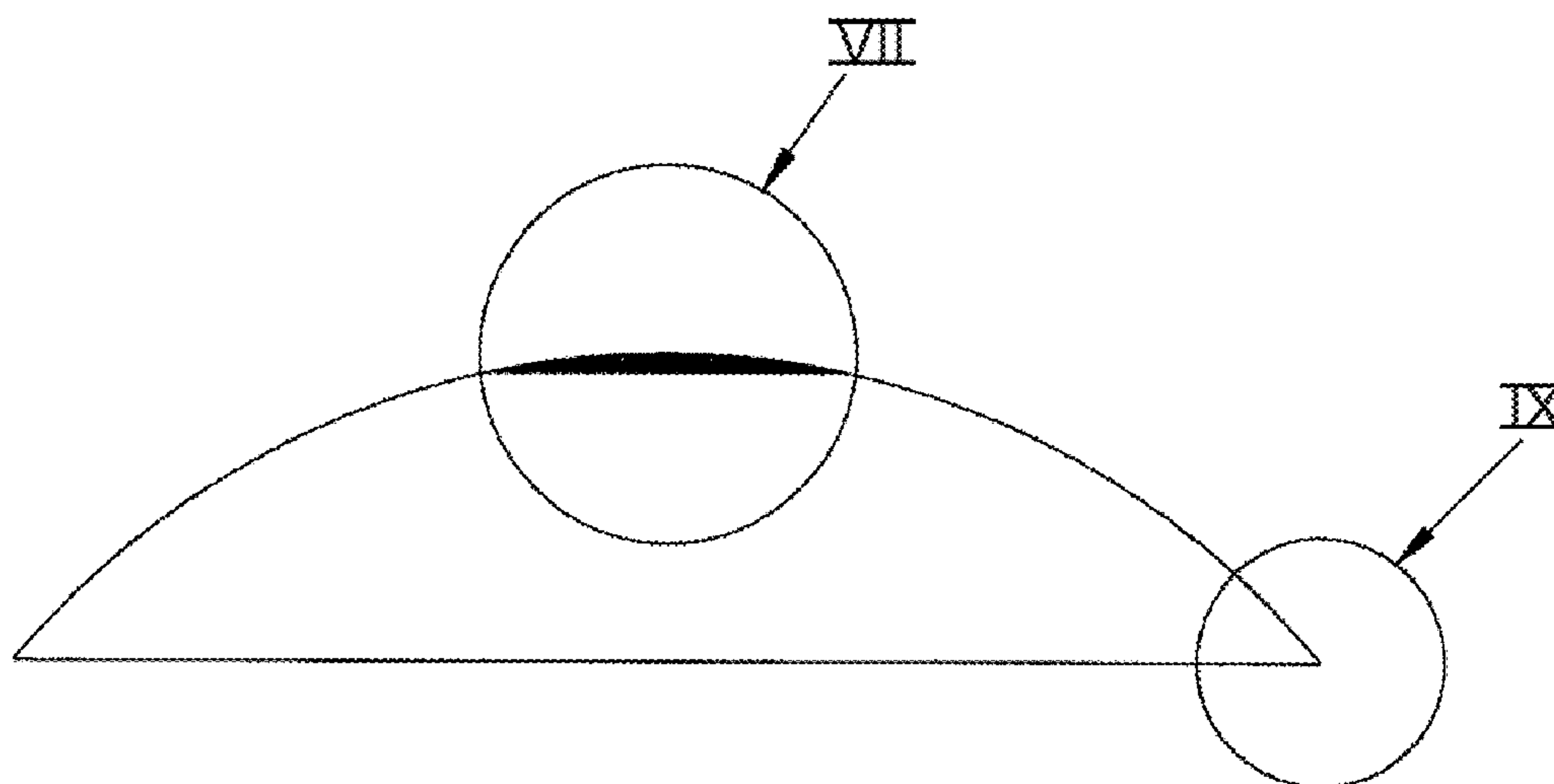
The ornamental design for a contact lens, as shown and described.

DESCRIPTION

FIG. 1 is a front elevational view of a contact lens of the present invention;
FIG. 2 is a rear elevational view thereof;
FIG. 3 is a right side elevational view thereof;
FIG. 4 is a left side elevational view thereof;
FIG. 5 is a top plan view thereof;
FIG. 6 is a bottom plan view thereof;
FIG. 7 is a fragmentary front elevational view thereof taken from area VII of FIG. 1, the fragmentary rear elevational view being a mirror image to the fragmentary front elevational view;
FIG. 8 is a fragmentary right side elevational view thereof taken from area VIII of FIG. 3, the fragmentary left side elevational view being a mirror image to the fragmentary right side elevational view; and,
FIG. 9 is a cross-sectional view thereof taken from area IX of FIG. 1.

The contact lens is used for the correction of Presbyopia.

1 Claim, 9 Drawing Sheets



(56)

References Cited

U.S. PATENT DOCUMENTS

5,965,330 A * 10/1999 Evans A61F 2/147
351/159.01
D416,923 S * 11/1999 Jahnke D16/101
6,030,078 A * 2/2000 Ocampo G02C 7/046
351/159.3
D421,617 S * 3/2000 Jahnke D16/101
D435,759 S * 1/2001 Durbin D7/387
D439,470 S * 3/2001 Durbin D7/400
6,283,595 B1 * 9/2001 Breger G02C 7/044
351/159.48
D459,952 S * 7/2002 Bellander D7/667
6,418,568 B1 * 7/2002 Briggs E03C 1/262
4/287
D468,168 S * 1/2003 Gruenberg, Sr. D7/667
6,554,424 B1 * 4/2003 Miller A61F 2/145
351/159.01
D482,579 S * 11/2003 Kortleven D7/667
6,811,256 B1 * 11/2004 Becherer G02C 7/16
351/159.02
D507,803 S * 7/2005 Norbury D16/101
D552,308 S * 10/2007 Farr D30/161
7,278,736 B2 * 10/2007 Ocampo G02C 7/046
351/159.28
D556,228 S * 11/2007 Lam D16/101
2011/0040376 A1 * 2/2011 Christie A61F 2/1613
623/6.17

* cited by examiner

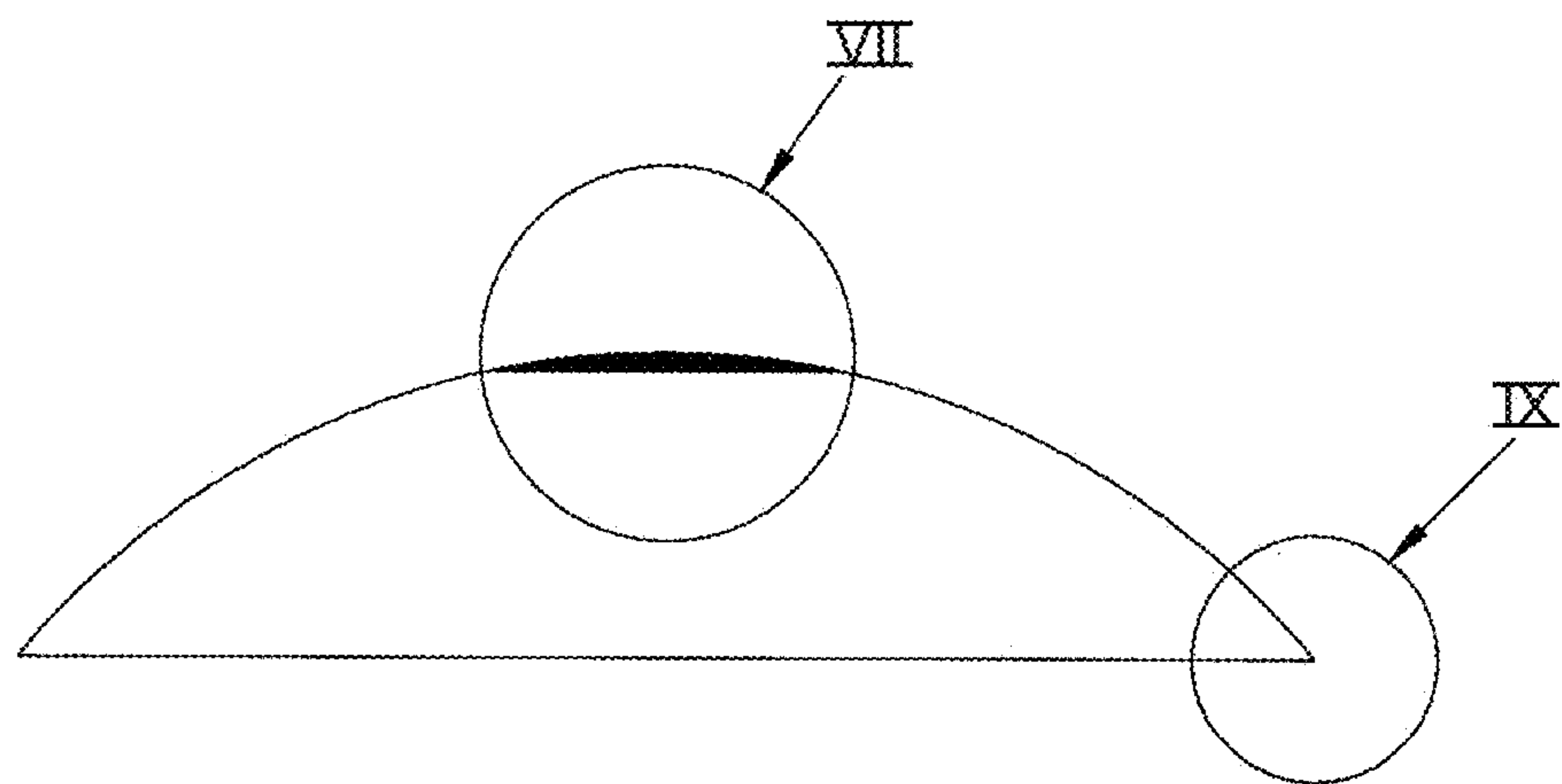


FIG.1




FIG. 2

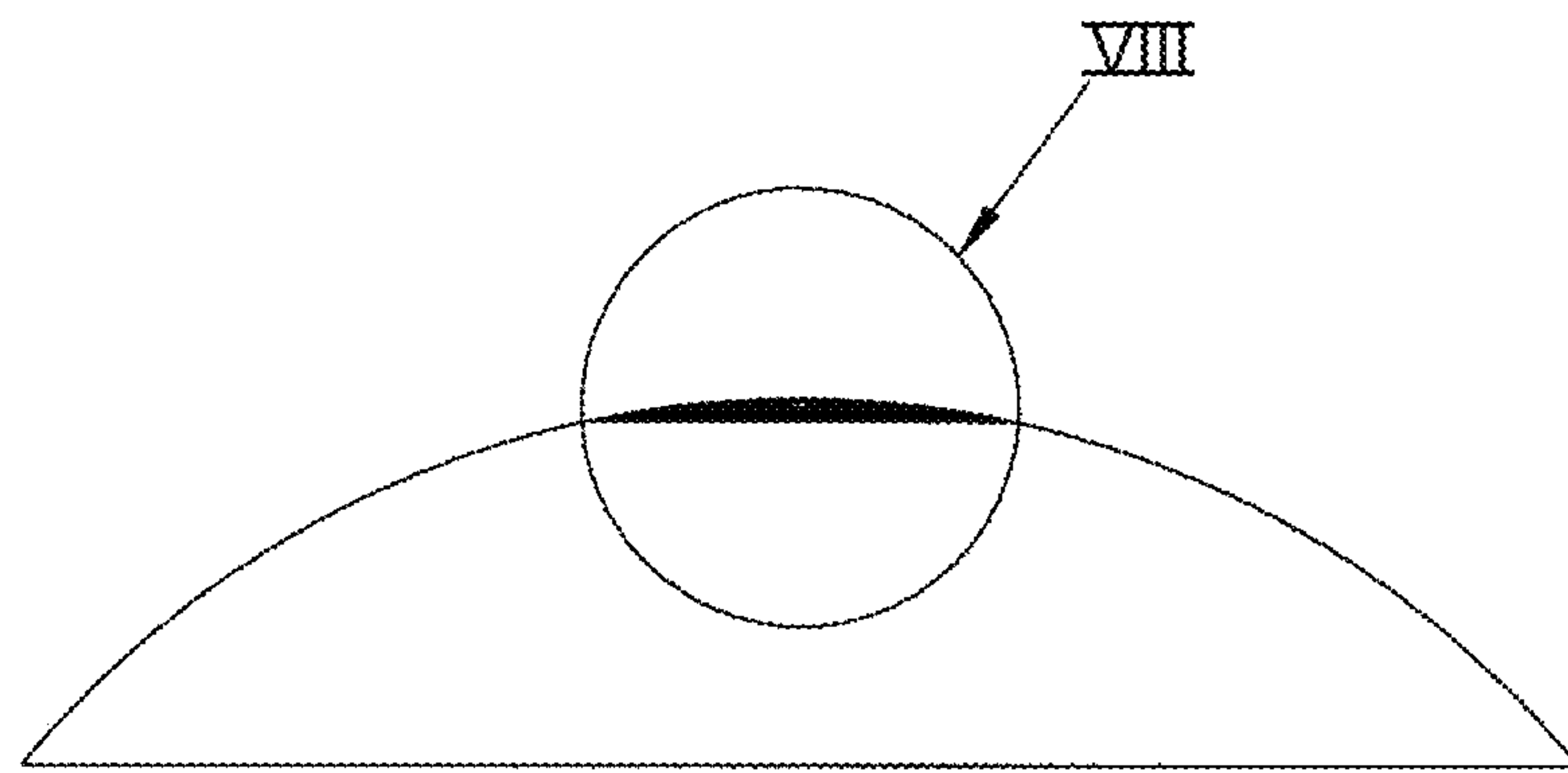


FIG. 3

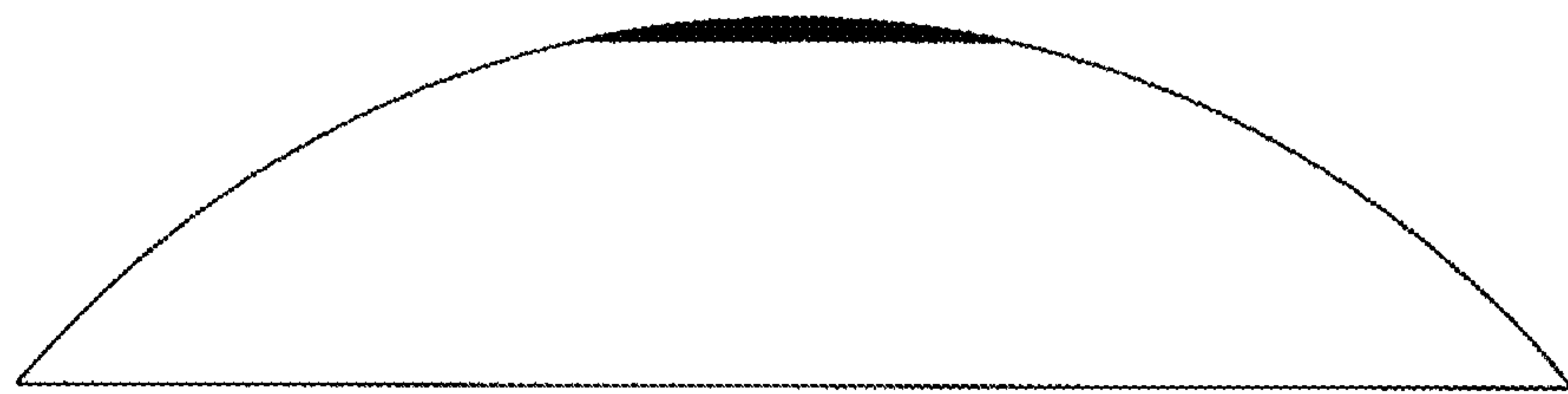


FIG. 4

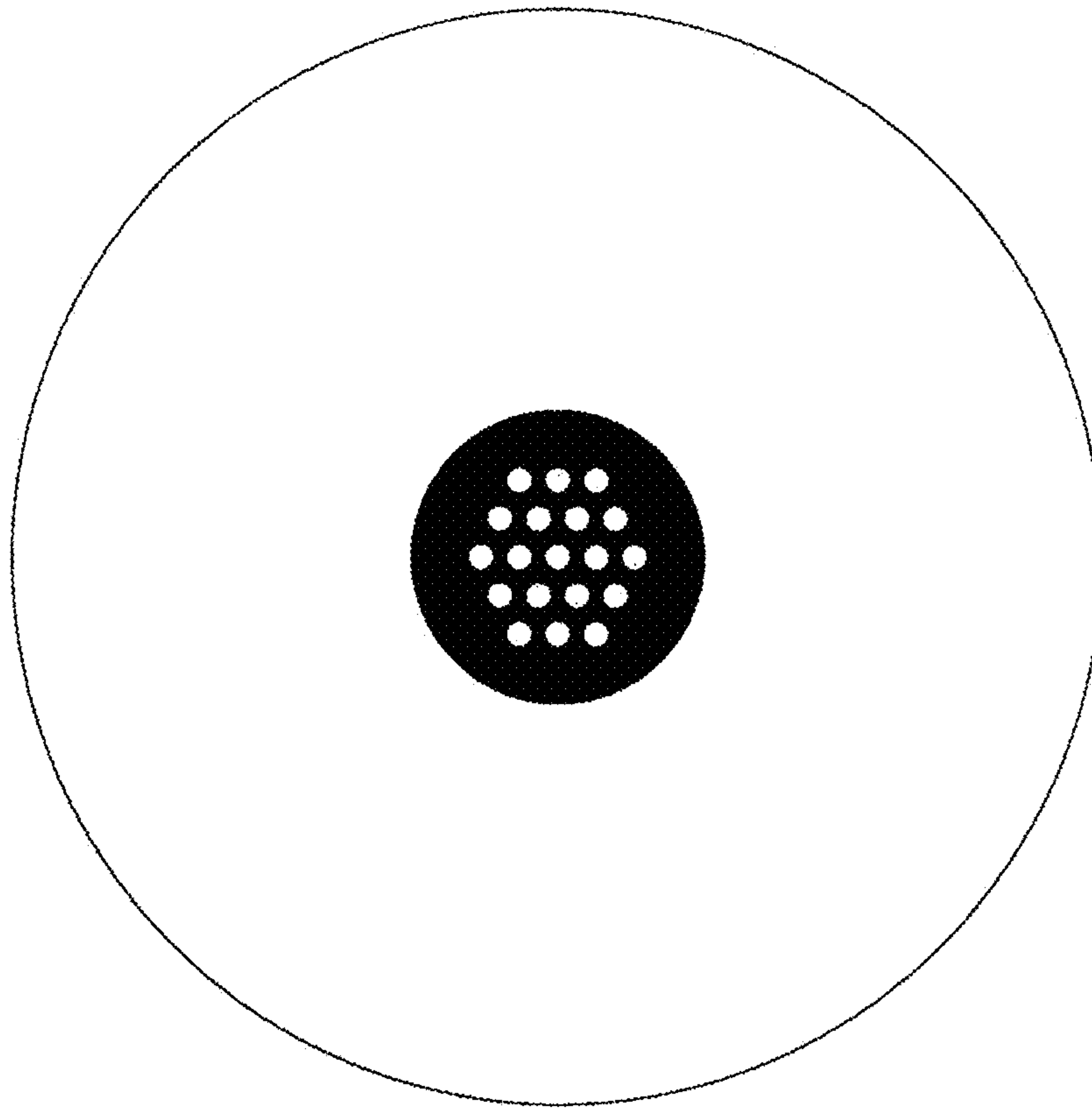


FIG. 5

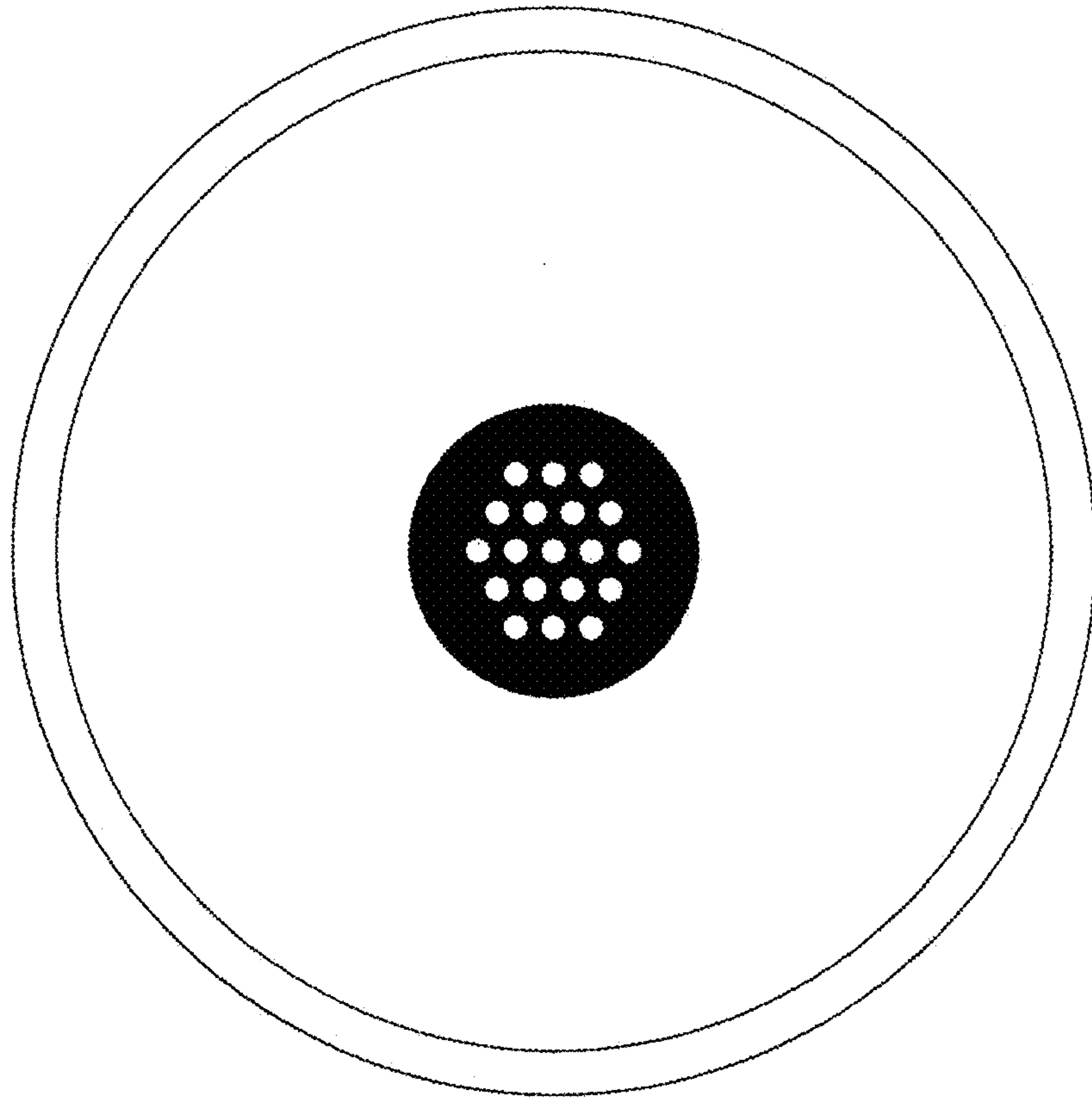


FIG. 6

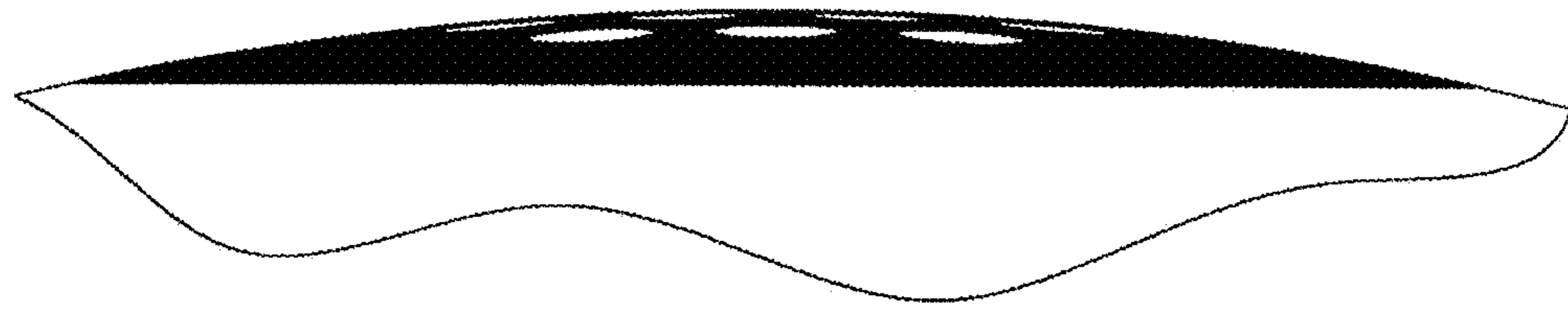


FIG. 7



FIG. 8

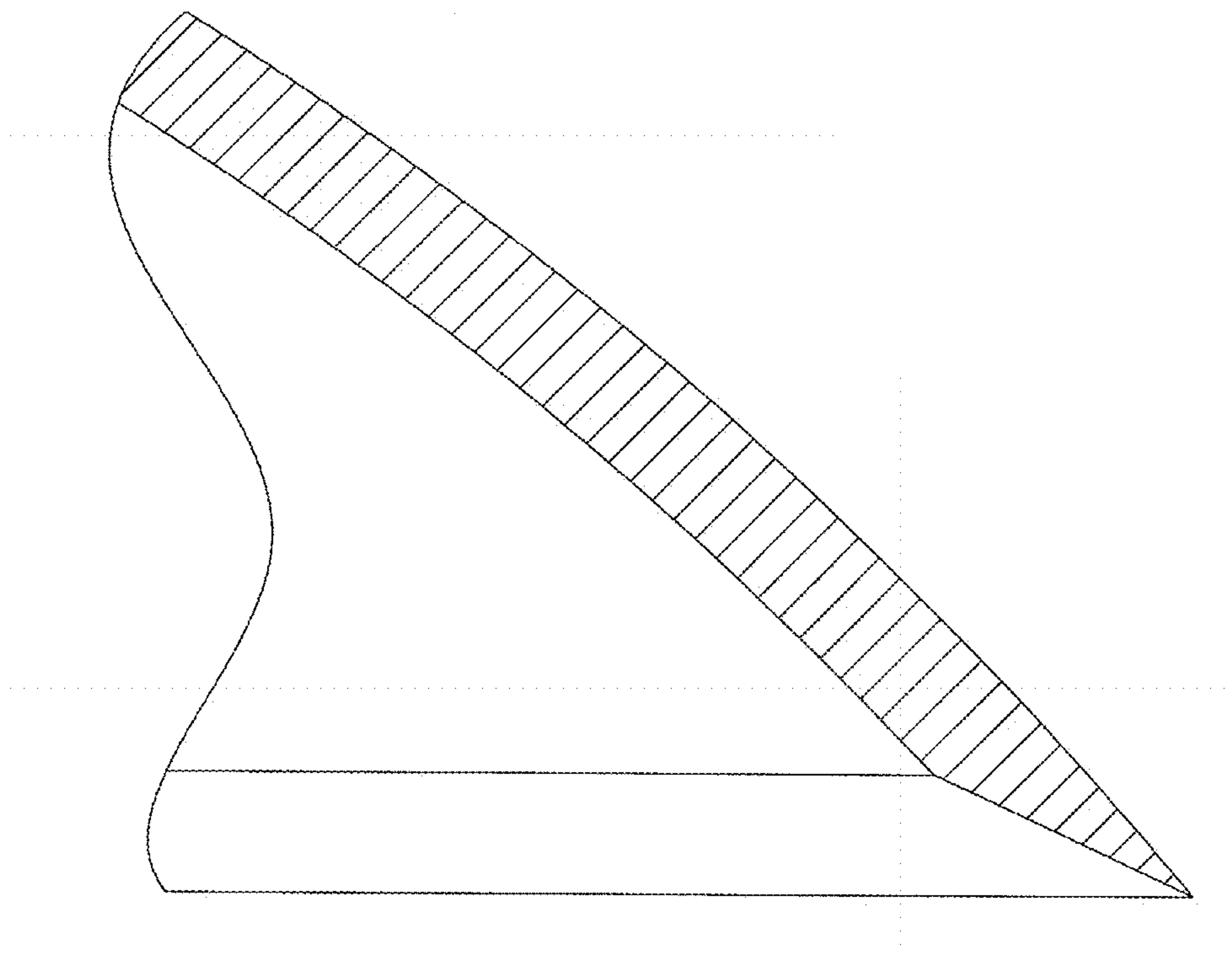


FIG. 9