



US00D778947S

(12) **United States Design Patent**
Lee et al.

(10) **Patent No.:** **US D778,947 S**

(45) **Date of Patent:** **** Feb. 14, 2017**

(54) **DISPLAY SCREEN OR PORTION THEREOF WITH ICON**

(71) Applicant: **Samsung Electronics Co., Ltd.**,
Suwon-si, Gyeonggi-do (KR)

(72) Inventors: **Ji-Yoon Lee**, Seoul (KR); **Eun-Bi Kim**,
Seoul (KR); **Ji-Hye Kim**, Seoul (KR);
Ja-Youn Lee, Seoul (KR)

(73) Assignee: **SAMSUNG ELECTRONICS CO., LTD.**,
Gyeonggi-Do (KR)

(**) Term: **14 Years**

(21) Appl. No.: **29/497,819**

(22) Filed: **Jul. 29, 2014**

(30) **Foreign Application Priority Data**

Jan. 29, 2014 (KR) 30-2014-0004973

(51) **LOC (10) Cl.** **14-04**

(52) **U.S. Cl.**
USPC **D14/489**

(58) **Field of Classification Search**

USPC D14/485-495
CPC .. G06F 19/34; G06F 19/3406; G06F 19/3418;
G06F 3/04817; G06F 3/0481; G06F
3/04845; G06F 17/24; G06F
17/243; G06F 17/246; G06F
17/30115; G06F 3/0488; G06F
3/017; G06F 2203/04808; G06T
2207/30004; A61B 8/46; A61B
5/02; H04M 1/72519; G01C 21/36

See application file for complete search history.

(56) **References Cited**

U.S. PATENT DOCUMENTS

D422,990 S * 4/2000 Bright D14/493
D511,170 S * 11/2005 Totten D14/493
D546,836 S * 7/2007 Armstrong D14/495
D550,690 S * 9/2007 Armendariz D14/487

D572,722 S * 7/2008 Guimaraes D14/493
D572,723 S * 7/2008 Guimaraes D14/495
D599,377 S * 9/2009 Jewitt D14/489
D629,010 S * 12/2010 O'Donnell D14/492
D680,131 S * 4/2013 Anzures D14/489
D682,315 S * 5/2013 Voreis D14/493
D694,779 S * 12/2013 Kocmick D14/493
D702,719 S * 4/2014 Abratowski D14/489
D703,692 S * 4/2014 Phelan D14/488
D709,087 S * 7/2014 Dellinger D14/489
D715,324 S * 10/2014 Leyden D14/493
D716,344 S * 10/2014 Anzures D14/489
D736,257 S * 8/2015 Kim D14/493
D745,055 S * 12/2015 Zwart D14/493

(Continued)

Primary Examiner — Barbara Fox

Assistant Examiner — Dana K Weiland

(74) *Attorney, Agent, or Firm* — Cantor Colburn LLP

(57) **CLAIM**

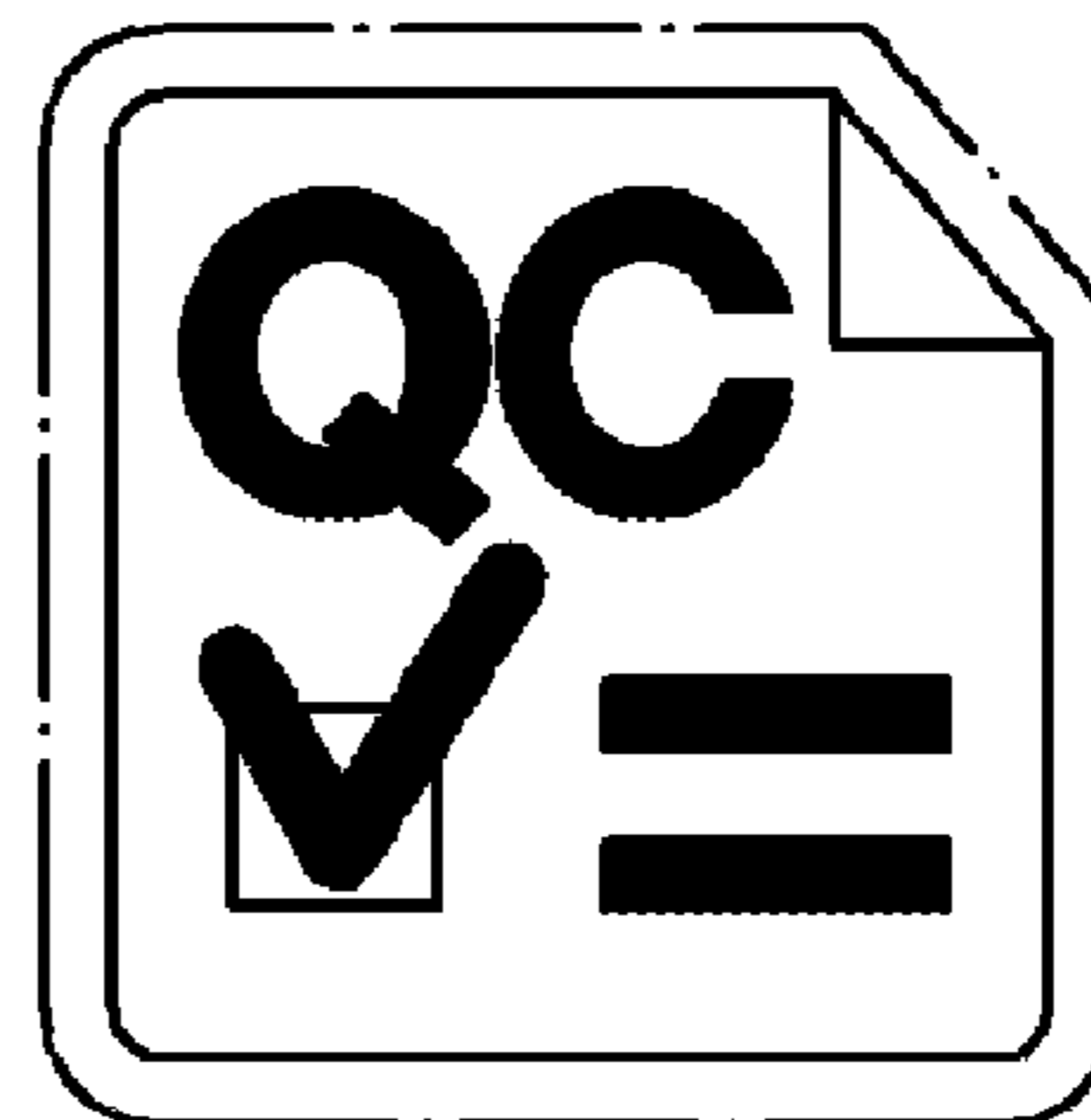
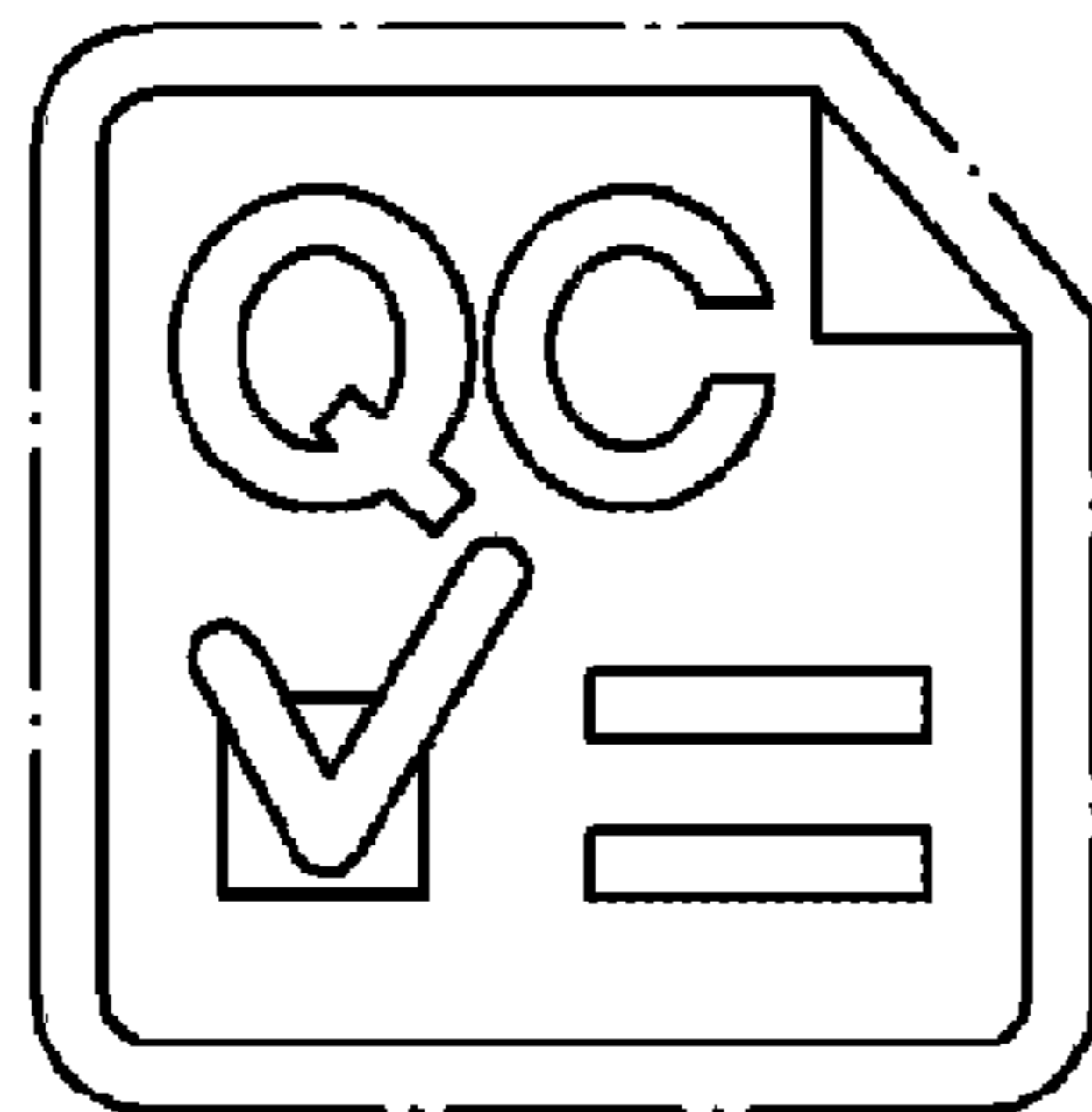
We claim, the ornamental design for a display screen or portion thereof with icon, as shown and described.

DESCRIPTION

FIG. 1 is a front view of a display screen or portion thereof with icon showing our new design in a first embodiment; FIG. 2 is a front view thereof in a second embodiment; and, FIG. 3 is another front view of the design shown in FIG. 1, shown on a device.

The dashed broken lines illustrating a device in FIG. 3 are for environmental purposes only and form no part of the claimed design. The dash-dot broken lines indicate a boundary and form no part of the claimed design.

1 Claim, 3 Drawing Sheets



(56)

References Cited

U.S. PATENT DOCUMENTS

D747,734 S *	1/2016	Gray	D14/488
2002/0033779 A1 *	3/2002	Nakai	G06F 17/24
			345/2.1
2010/0009866 A1 *	1/2010	Prinz	C07K 16/2887
			506/9
2010/0010584 A1 *	1/2010	Skelton	A61N 1/36139
			607/62
2011/0193704 A1 *	8/2011	Harper	A61B 5/14532
			340/573.1
2012/0019863 A1 *	1/2012	Sensu	G06F 3/04817
			358/1.15
2012/0069056 A1 *	3/2012	Ito	G06F 3/0483
			345/684

* cited by examiner

FIG. 1



FIG. 2

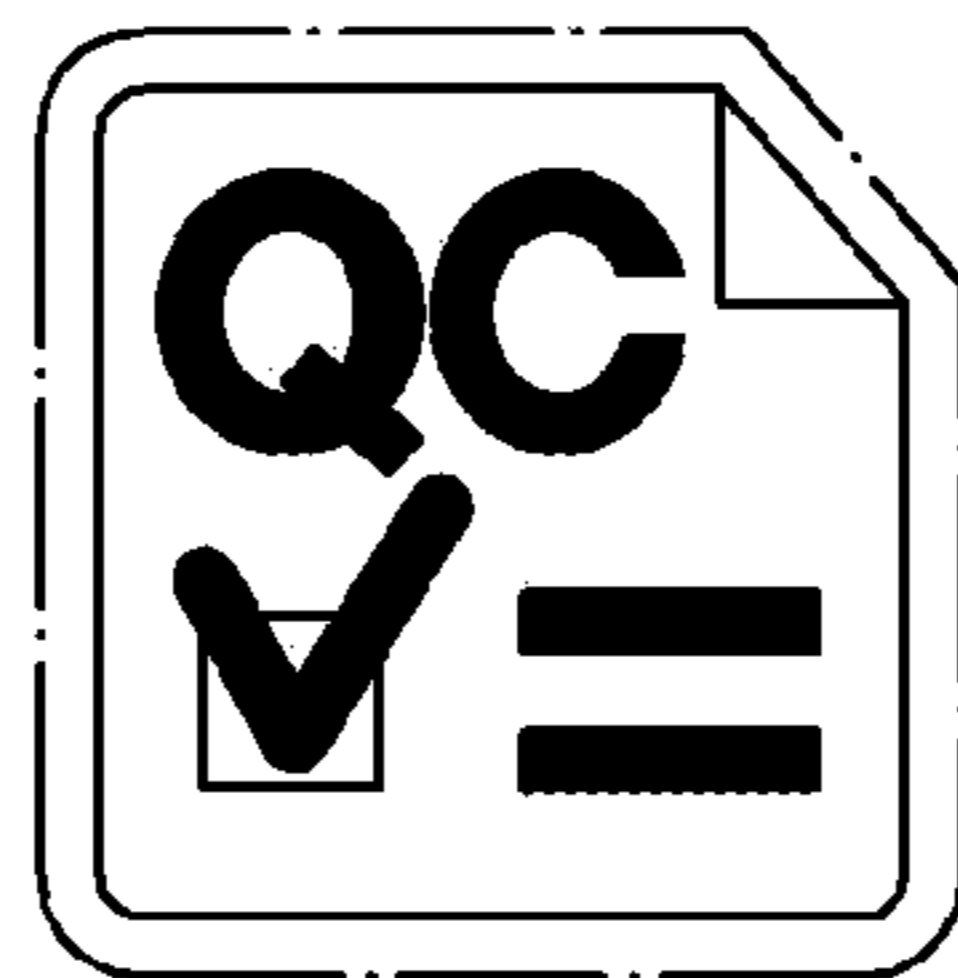


FIG. 3

