



US00D778937S

(12) **United States Design Patent**  
**Murata et al.**

(10) **Patent No.:** **US D778,937 S**

(45) **Date of Patent:** **\*\* Feb. 14, 2017**

(54) **DISPLAY PANEL WITH GRAPHICAL USER INTERFACE**

(71) Applicant: **FANUC CORPORATION**,  
Minamitsuru-gun, Yamanashi (JP)

(72) Inventors: **Koichi Murata**, Minamitsuru-gun  
Yamanashi (JP); **Mamoru Kubo**,  
Minamitsuru-gun Yamanashi (JP); **Rie**  
**Oota**, Minamitsuru-gun Yamanashi (JP)

(73) Assignee: **FANUC CORPORATION**, Yamanashi  
(JP)

(\*\*) Term: **15 Years**

(21) Appl. No.: **29/541,209**

(22) Filed: **Oct. 1, 2015**

(30) **Foreign Application Priority Data**

Apr. 3, 2015 (JP) ..... 2015-007701

(51) **LOC (10) Cl.** ..... **14-04**

(52) **U.S. Cl.**  
USPC ..... **D14/486; D14/493**

(58) **Field of Classification Search**  
USPC ..... D14/485-495  
CPC .. G06F 3/048; G06F 3/04842; G06F 3/04847;  
G06F 3/0481; G06F 17/211; G06F 17/212  
See application file for complete search history.

(56) **References Cited**

**U.S. PATENT DOCUMENTS**

D671,550 S \* 11/2012 Chen ..... D14/486  
D674,401 S \* 1/2013 Trumble ..... D14/486  
D678,302 S 3/2013 Trumble  
D690,315 S 9/2013 Meng  
D694,257 S 11/2013 McKinley  
D695,771 S \* 12/2013 Tagliabue ..... D14/486

D696,274 S 12/2013 Tagliabue  
D701,231 S 3/2014 Lee  
D707,695 S 6/2014 Fujioka  
D707,696 S 6/2014 Bentley  
D712,424 S \* 9/2014 Cranfill ..... D14/486  
D717,322 S 11/2014 Lee  
D731,512 S \* 6/2015 Xu ..... D14/486  
D742,404 S \* 11/2015 Yoo ..... D14/486  
D755,219 S \* 5/2016 Kim ..... D14/486  
D759,684 S \* 6/2016 Bijlani ..... D14/486

(Continued)

**OTHER PUBLICATIONS**

Taiwanese Notice of Allowance and Search Report dated Oct. 21,  
2016 for Taiwanese Application No. 104305476, including English  
translation, 4 pages.

*Primary Examiner* — Darlington Ly

*Assistant Examiner* — Daniel J Domino

(74) *Attorney, Agent, or Firm* — RatnerPrestia

(57) **CLAIM**

The ornamental design for a display panel with graphical  
user interface, as shown and described.

**DESCRIPTION**

FIG. 1 is a front view of a display panel with graphical user  
interface;

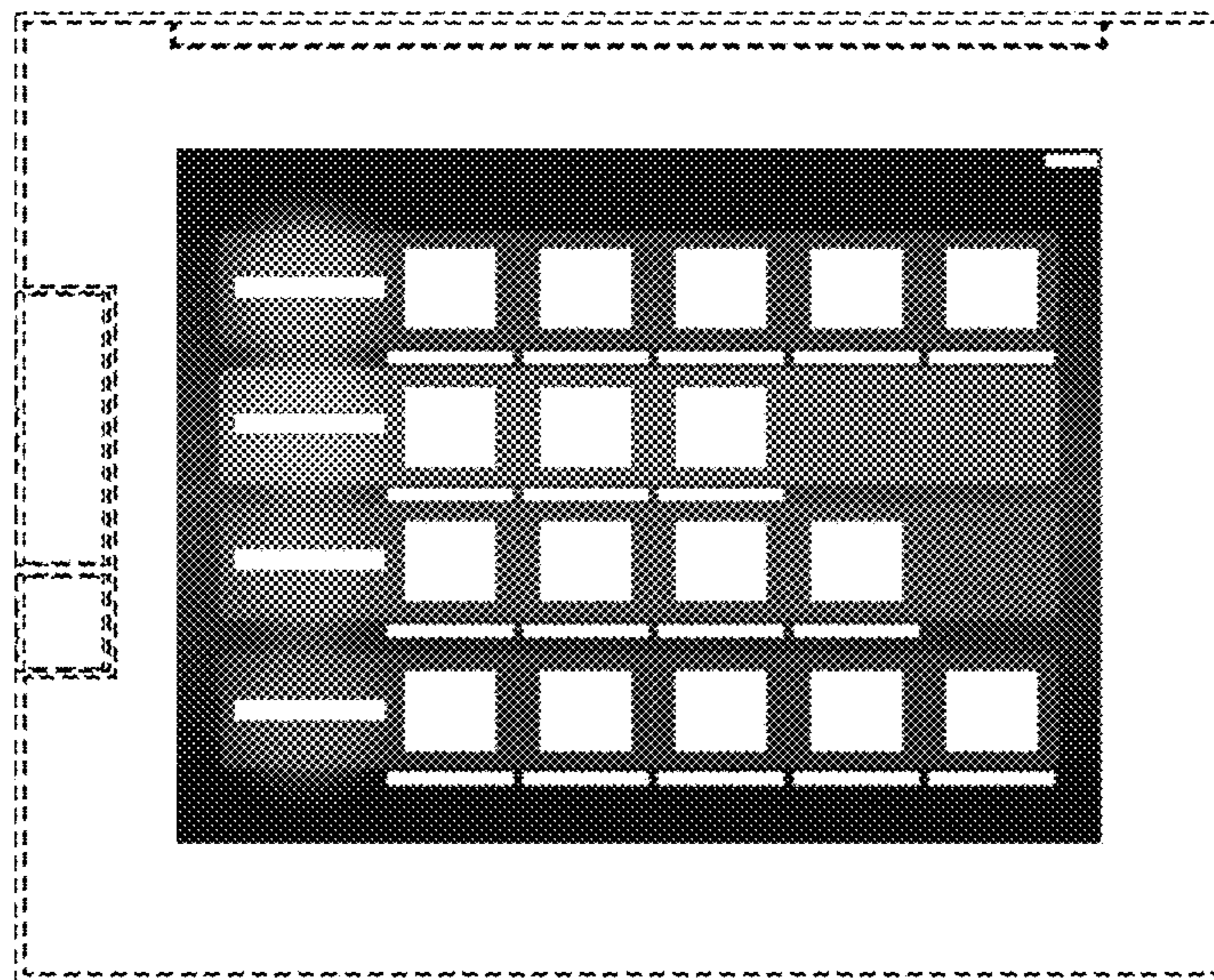
FIG. 2 is a left side elevational view thereof;

FIG. 3 is a top plan view thereof; and,

FIG. 4 is an enlarged view of the graphical user interface  
portion of FIG. 1.

The outermost broken lines in FIG. 1, as well as all broken  
lines in FIGS. 2 and 3 illustrate environment. The remaining  
broken lines in FIG. 1 and all broken lines in FIG. 4 showing  
a display panel and portions of the graphical user interface  
illustrate portions of the article. None of the subject matter  
shown in broken lines form part of the claimed design.

**1 Claim, 4 Drawing Sheets**



(56)

**References Cited**

U.S. PATENT DOCUMENTS

D760,261 S \* 6/2016 Yu ..... D14/486  
2015/0300831 A1\* 10/2015 Sernicola ..... G01C 21/3476  
701/408  
2015/0341297 A1\* 11/2015 Barfield, Jr. .... H04L 51/32  
709/206

\* cited by examiner

FIG. 1




FIG. 2




FIG. 3




FIG. 4

