



US00D778872S

(12) **United States Design Patent** (10) **Patent No.:** **US D778,872 S**
Yang et al. (45) **Date of Patent:** **** Feb. 14, 2017**

(54) **SPEAKER**

(56) **References Cited**

(71) Applicant: **LG Electronics Inc.**, Seoul (KR)

U.S. PATENT DOCUMENTS

(72) Inventors: **Heesu Yang**, Seoul (KR); **Junki Kim**, Seoul (KR)

| | | | |
|--------------|---------|-------------------|-----------|
| D452,855 S * | 1/2002 | Ota | D14/214 |
| D544,477 S * | 6/2007 | Tsuzuki | D14/300 |
| D568,293 S * | 5/2008 | Sawhney | D14/214 |
| D575,778 S * | 8/2008 | Dearborn | D14/300 |
| D603,902 S * | 11/2009 | Greaves | D19/67 |
| D631,867 S * | 2/2011 | Arneson | D14/214 |
| D644,627 S * | 9/2011 | Garrett | D14/214 |
| D655,691 S * | 3/2012 | Stewart, Jr. | D14/214 |
| D659,676 S * | 5/2012 | Aquillano | D14/214 |
| D660,286 S * | 5/2012 | Lee | D14/214 |
| D695,269 S * | 12/2013 | Carpenter | D14/209.1 |

(73) Assignee: **LG Electronics Inc.**, Seoul (KR)

(**) Term: **15 Years**

(21) Appl. No.: **29/535,542**

(22) Filed: **Aug. 7, 2015**

* cited by examiner

(30) **Foreign Application Priority Data**

Feb. 11, 2015 (KR) 30-2015-0007433

(51) **LOC (10) Cl.** **14-01**

(52) **U.S. Cl.**
USPC **D14/204**

(58) **Field of Classification Search**
USPC D14/188, 204, 209.1, 210-215, 348, 349,
D14/352, 498-505; 181/143, 144, 148,
181/153, 157, 198, 199; 369/6-12;
381/300-303, 361-364, 366, 386-388
CPC G06F 1/1688; G10K 9/22; H04N 5/64;
H04R 1/02; H04R 1/021; H04R
1/025; H04R 1/026; H04R 1/028; H04R
1/403; H04R 1/2803; H04R 1/2834; H04R
5/02; H04R 9/06; H04R 19/013; H04R
2201/021; H04R 2400/00; H04R 2499/11;
H05K 5/00; H05K 5/0086

See application file for complete search history.

Primary Examiner — Ian Simmons

Assistant Examiner — Janice Lim

(74) *Attorney, Agent, or Firm* — Morgan, Lewis & Bockius LLP

(57) **CLAIM**

The ornamental design for a speaker, as shown and described.

DESCRIPTION

FIG. 1 is a front, right side, perspective view of a speaker showing our new design;
FIG. 2 is a front view thereof;
FIG. 3 is a rear view thereof;
FIG. 4 is a left side view thereof;
FIG. 5 is a right side view thereof;
FIG. 6 is a top plan view thereof; and,
FIG. 7 is a bottom plan view thereof.

1 Claim, 6 Drawing Sheets

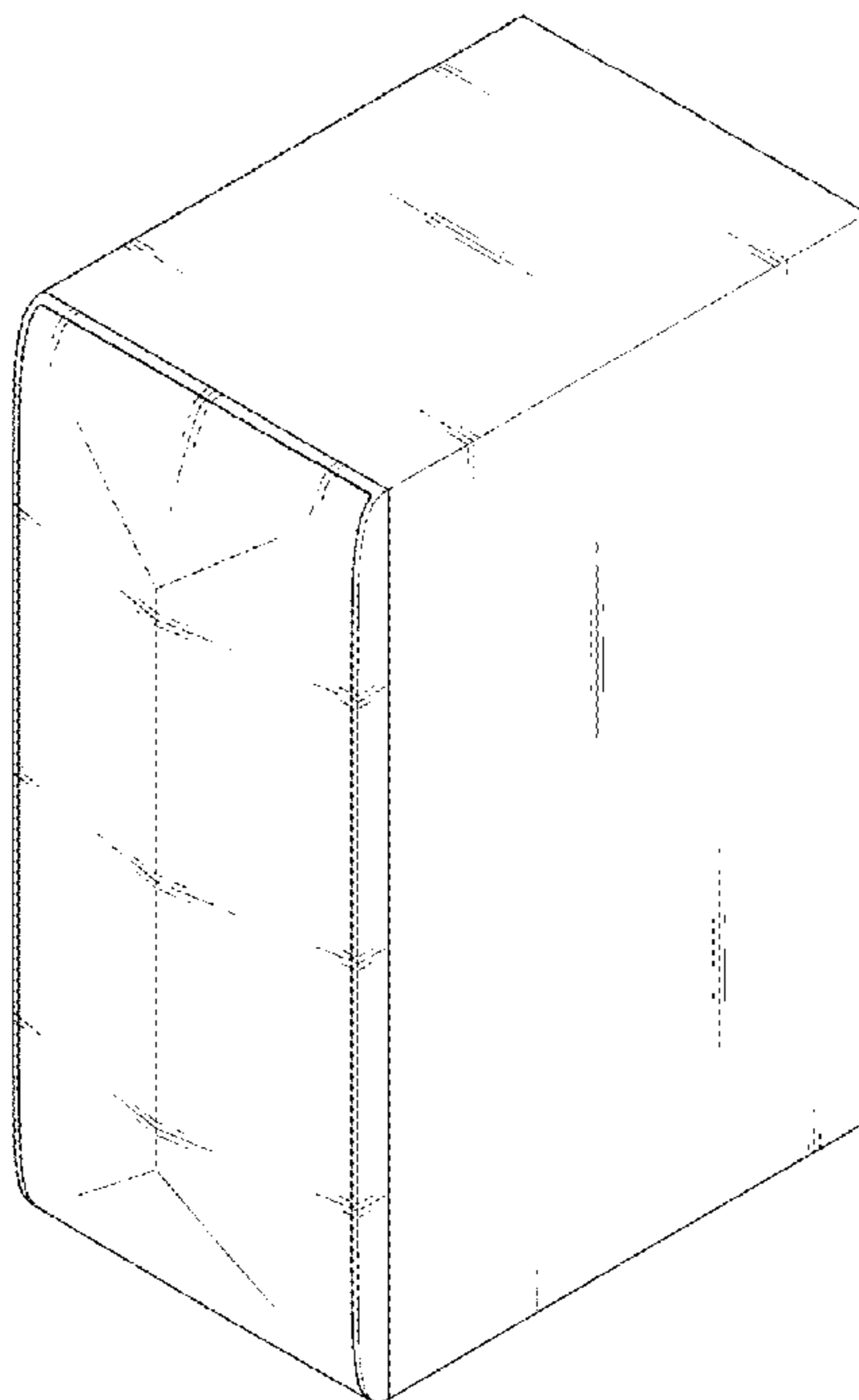


FIG. 1

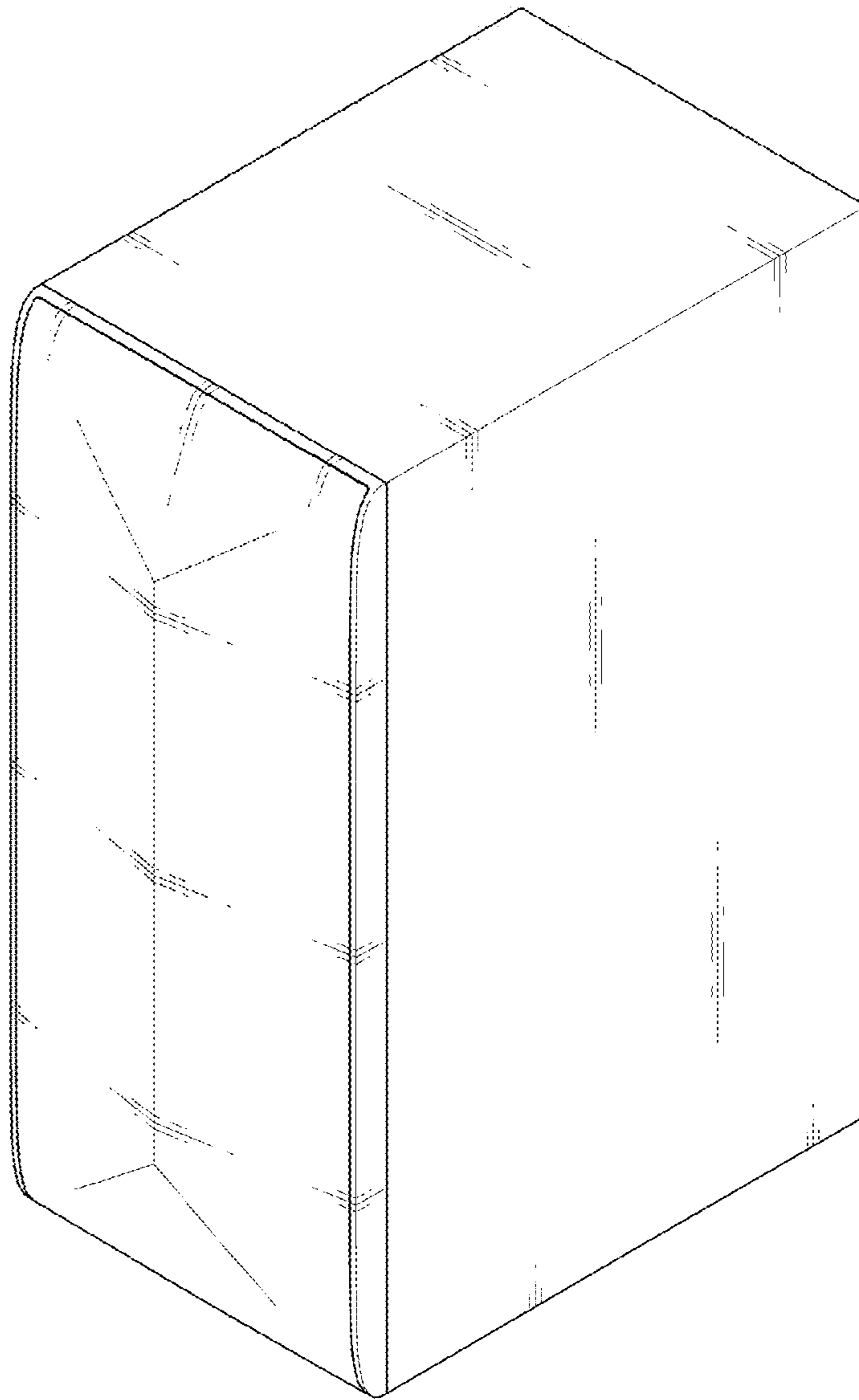


FIG. 2




FIG. 3




FIG. 4

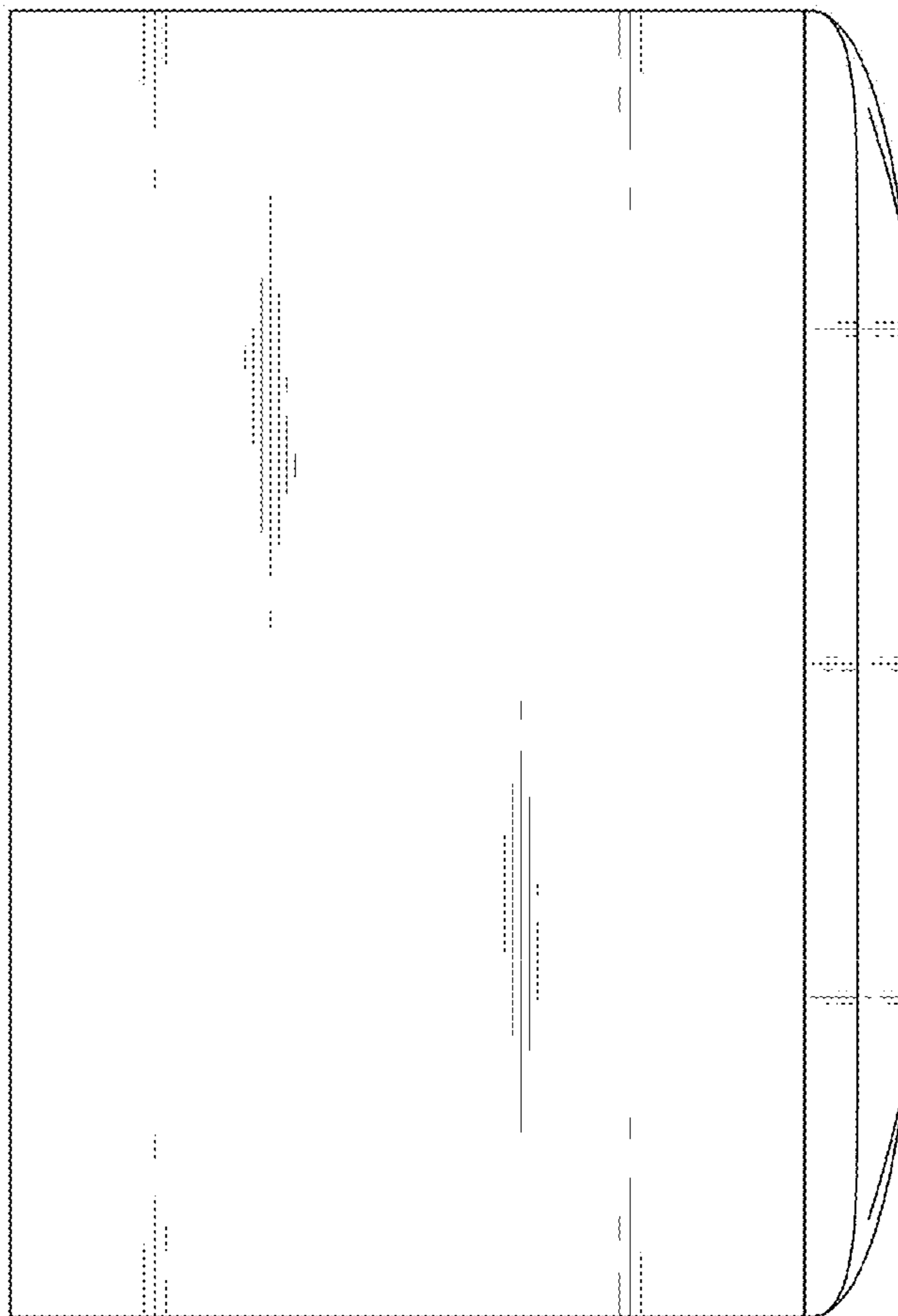


FIG. 5




FIG. 6




FIG. 7

