



US00D778866S

(12) **United States Design Patent**  
**Lee**

(10) **Patent No.:** **US D778,866 S**  
(45) **Date of Patent:** **\*\* Feb. 14, 2017**

(54) **CELLULAR PHONE**

(71) Applicant: **LG Electronics Inc.**, Seoul (KR)

(72) Inventor: **Boyoung Lee**, Seoul (KR)

(73) Assignee: **LG Electronics Inc.**, Seoul (KR)

(\*\*) Term: **14 Years**

(21) Appl. No.: **29/506,188**

(22) Filed: **Oct. 14, 2014**

(30) **Foreign Application Priority Data**

Apr. 18, 2014 (KR) ..... 30-2014-0019873

(51) **LOC (10) Cl.** ..... **14-03**

(52) **U.S. Cl.**  
USPC ..... **D14/138 AB; D14/345**

(58) **Field of Classification Search**  
USPC ..... D14/138 AA, 138 AB, 138 AD, 138 G,  
D14/138 R, 341, 345, 203.7, 248, 496;  
D10/65

(Continued)

(56) **References Cited**

**U.S. PATENT DOCUMENTS**

7,408,698 B2 \* 8/2008 Kuo ..... G06F 1/1601  
204/450

D588,126 S \* 3/2009 Chiang ..... D14/345  
(Continued)

**OTHER PUBLICATIONS**

Samsung, Flexible OLED Display Phone, as posted at PhoneArena [online], posting date not available [site visited Jul. 28, 2016] Available from the Internet, <URL: [http://www.phonearena.com/news/Samsung-and-LG-both-racing-to-out-a-foldable-phone\\_id74741](http://www.phonearena.com/news/Samsung-and-LG-both-racing-to-out-a-foldable-phone_id74741)>.\*

*Primary Examiner* — Jeffrey D Asch  
*Assistant Examiner* — Rebekah A Caruso

(74) *Attorney, Agent, or Firm* — Morgan, Lewis & Bockius LLP

(57) **CLAIM**

The ornamental design for a cellular phone, as shown and described.

**DESCRIPTION**

FIG. 1 is a front, right side, perspective view of a cellular phone showing my new design;

FIG. 2 is a front view thereof;

FIG. 3 is a rear view thereof;

FIG. 4 is a left side view thereof;

FIG. 5 is a right side view thereof;

FIG. 6 is a top view thereof;

FIG. 7 is a bottom view thereof;

FIG. 8 is a front, right side, perspective view in an open state thereof;

FIG. 9 is a front view in an open state thereof;

FIG. 10 is a rear view in an open state thereof;

FIG. 11 is a left side view in an open state thereof;

FIG. 12 is a right side view in an open state thereof;

FIG. 13 is a top view in an open state thereof;

FIG. 14 is a bottom view in an open state thereof;

FIG. 15 is a front, right side, perspective view in a back-folded state thereof;

FIG. 16 is a front view in a back-folded state thereof;

FIG. 17 is a rear view in a back-folded state thereof;

FIG. 18 is a left side view in a back-folded state thereof;

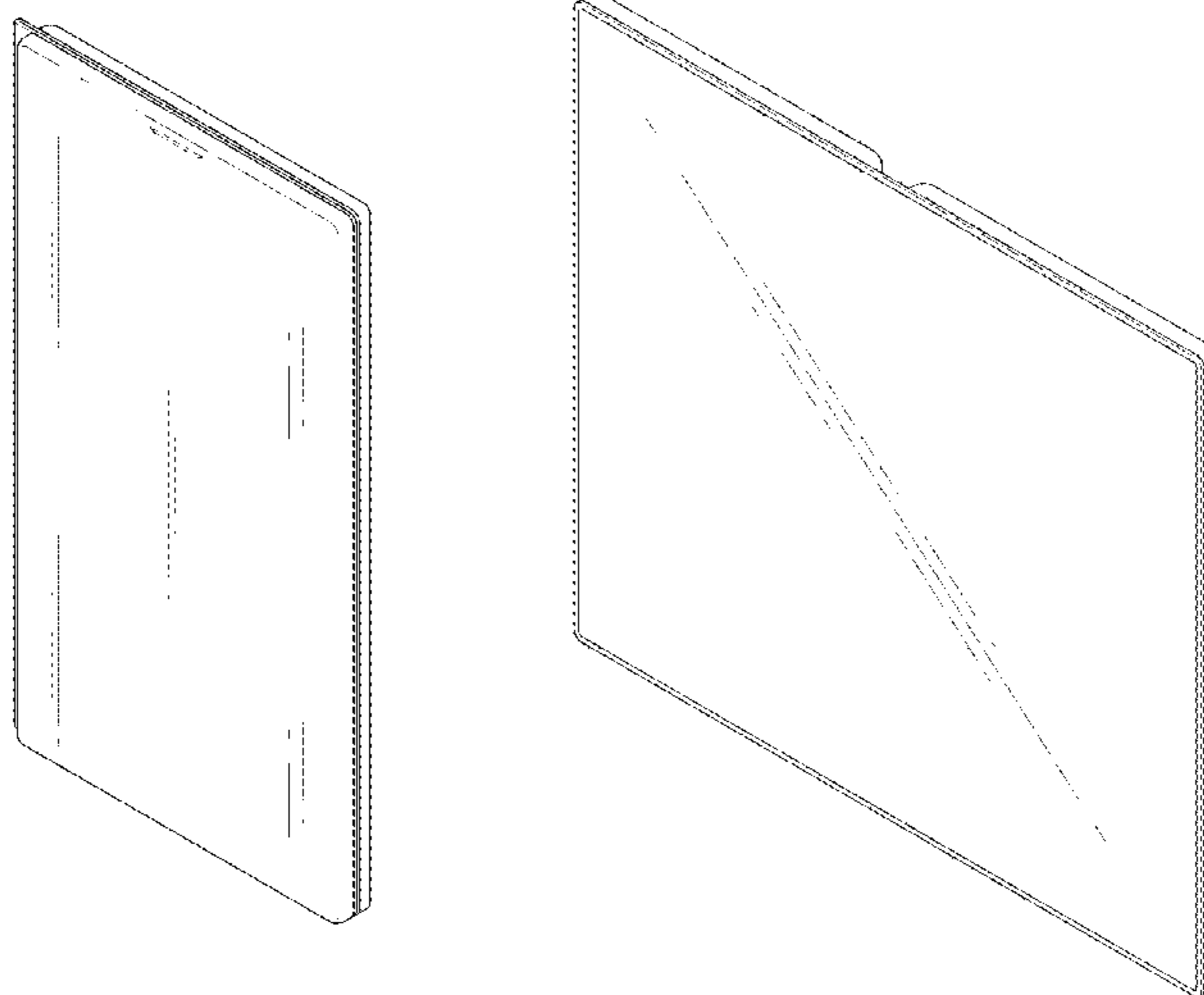
FIG. 19 is a right side view in a back-folded state thereof;

FIG. 20 is a top view in a back-folded state thereof; and,

FIG. 21 is a bottom view in a back-folded state thereof.

The broken lines shown in the figures that are immediately adjacent to the shaded areas and define unshaded regions represent the bounds of the claim. The broken lines form no part of the claimed design.

**1 Claim, 16 Drawing Sheets**



(58) **Field of Classification Search**

CPC .... G06F 1/1652; G06F 1/1616; G06F 1/1618;  
H04M 1/0222; H04M 1/0254; H04M  
1/0256

See application file for complete search history.

(56) **References Cited**

U.S. PATENT DOCUMENTS

D681,000 S \* 4/2013 Koh ..... D14/203.4  
D681,054 S \* 4/2013 Koh ..... D14/496  
D689,054 S \* 9/2013 Snyder ..... D14/440  
D693,323 S \* 11/2013 Kawase ..... D14/138 AB  
D716,253 S \* 10/2014 Lee ..... D14/138 AB  
D716,751 S \* 11/2014 Lee ..... D14/138 AB  
D716,800 S \* 11/2014 Lee ..... D14/345  
D742,873 S \* 11/2015 Ahn ..... D14/341  
D746,285 S \* 12/2015 Okabe ..... D14/345  
9,239,594 B2 \* 1/2016 Lee ..... G06F 1/1652  
D749,573 S \* 2/2016 Park ..... D14/203.4  
D749,575 S \* 2/2016 Park ..... D14/203.4  
D749,576 S \* 2/2016 Park ..... D14/203.4  
D754,657 S \* 4/2016 Kim ..... D14/345  
D767,525 S \* 9/2016 Byun ..... D14/138 AB  
D767,526 S \* 9/2016 Lee ..... D14/138 AB  
D769,209 S \* 10/2016 Byun ..... D14/138 AB  
2012/0044620 A1 \* 2/2012 Song ..... G06F 1/1616  
361/679.01  
2016/0187931 A1 \* 6/2016 Myung ..... G06F 1/1652  
361/679.3

\* cited by examiner

FIG. 1




FIG. 2

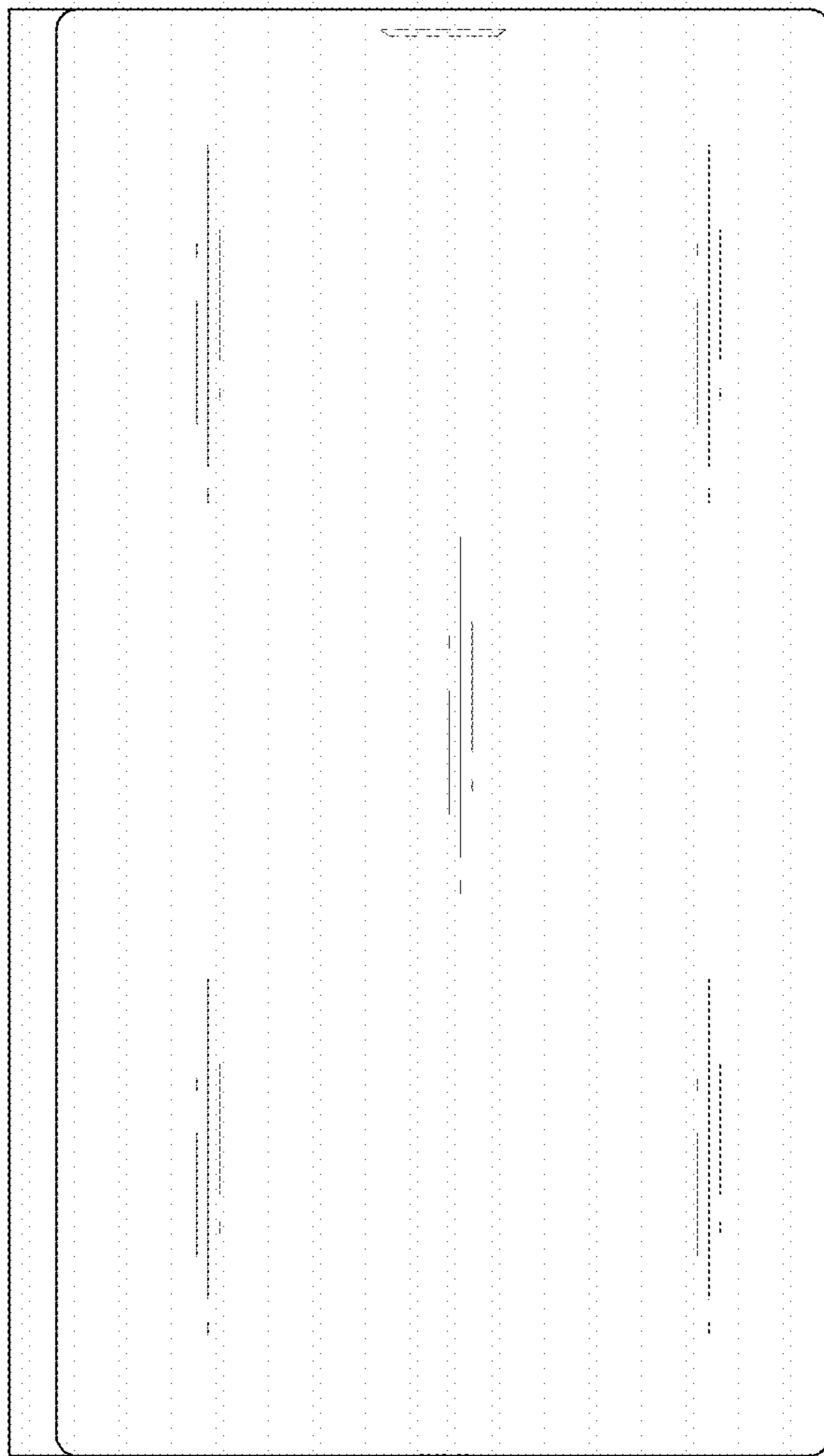


FIG. 3

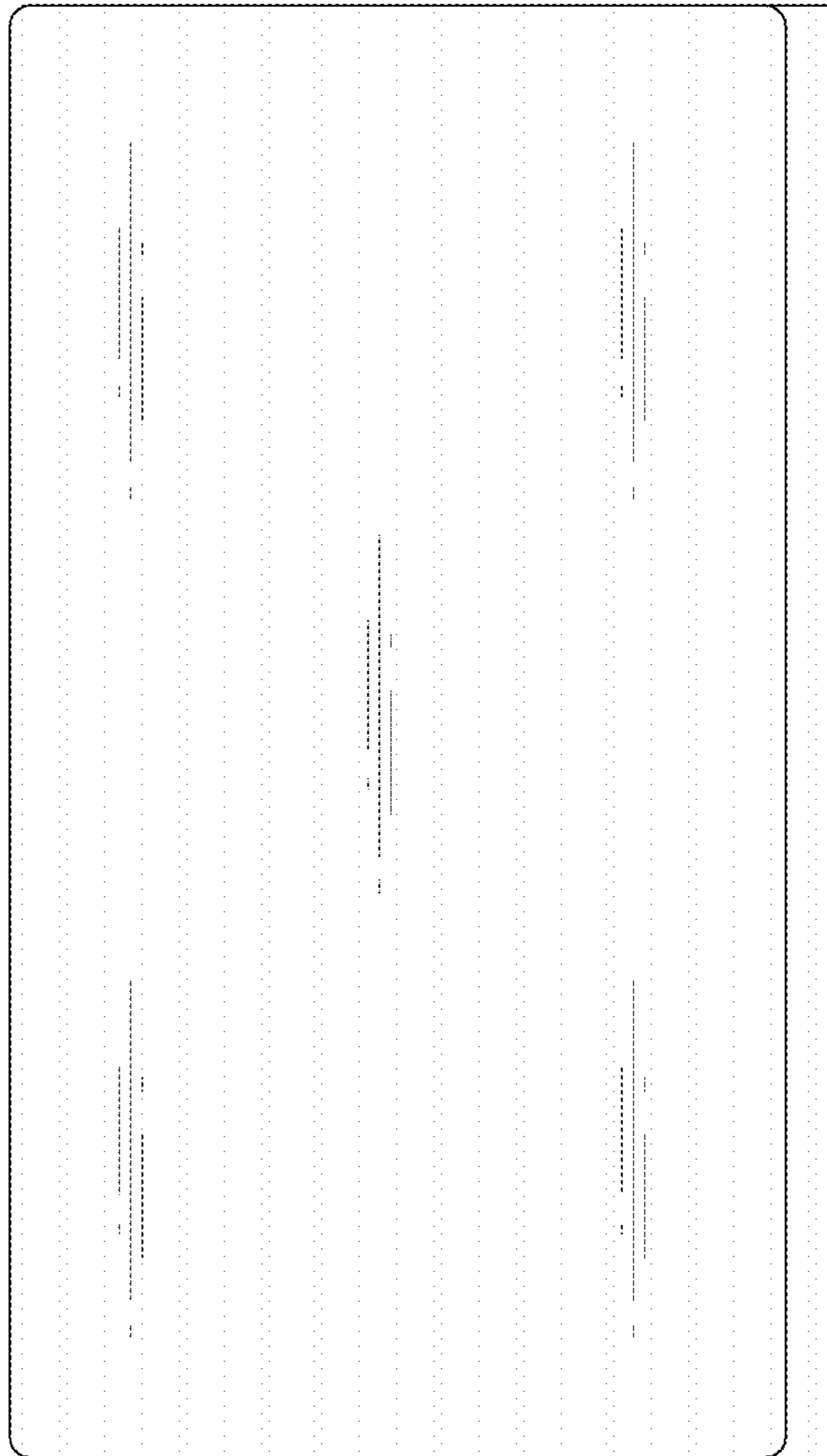


FIG. 4




FIG. 5




FIG. 6




FIG. 7



FIG. 8

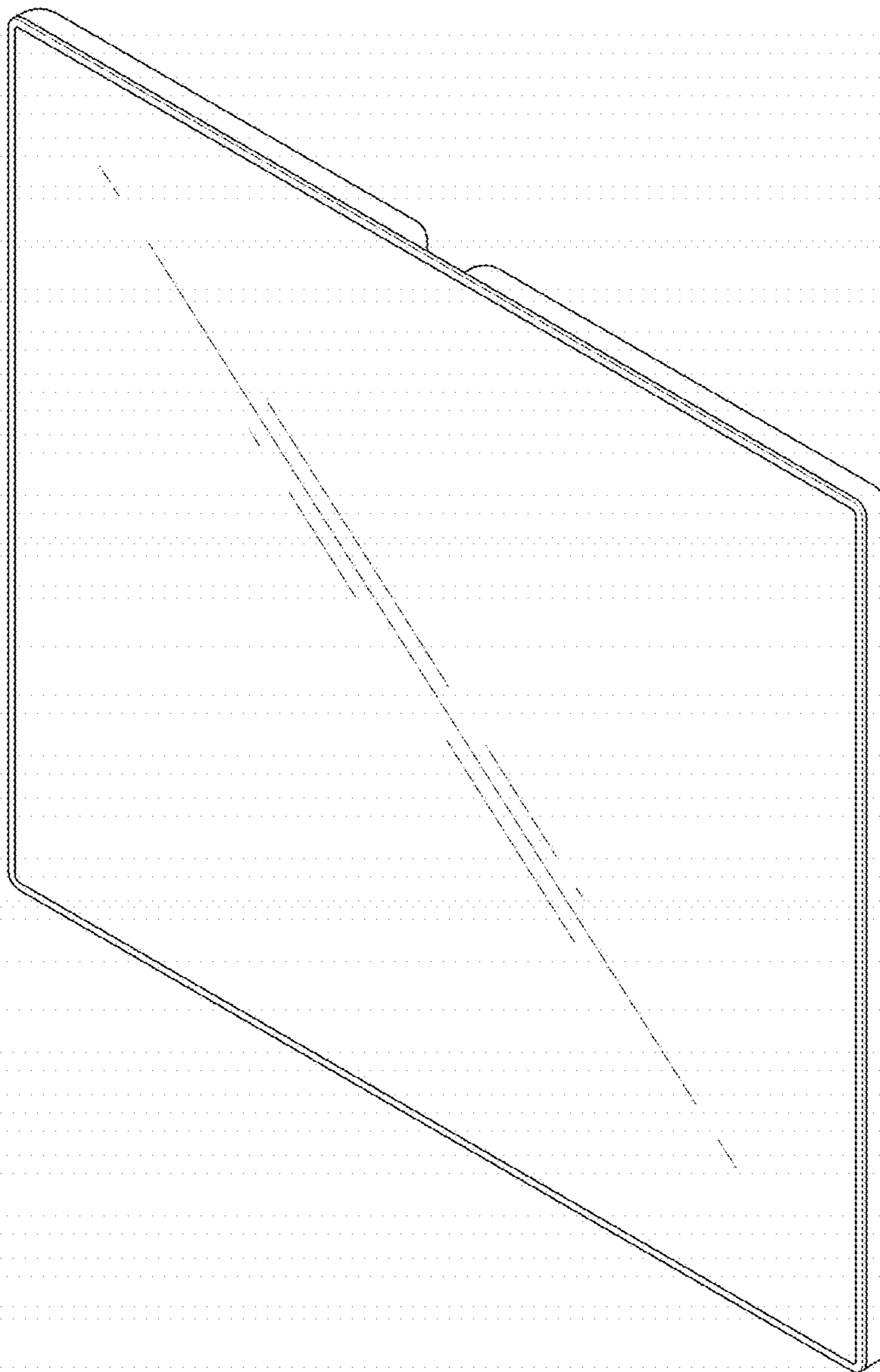




FIG. 9

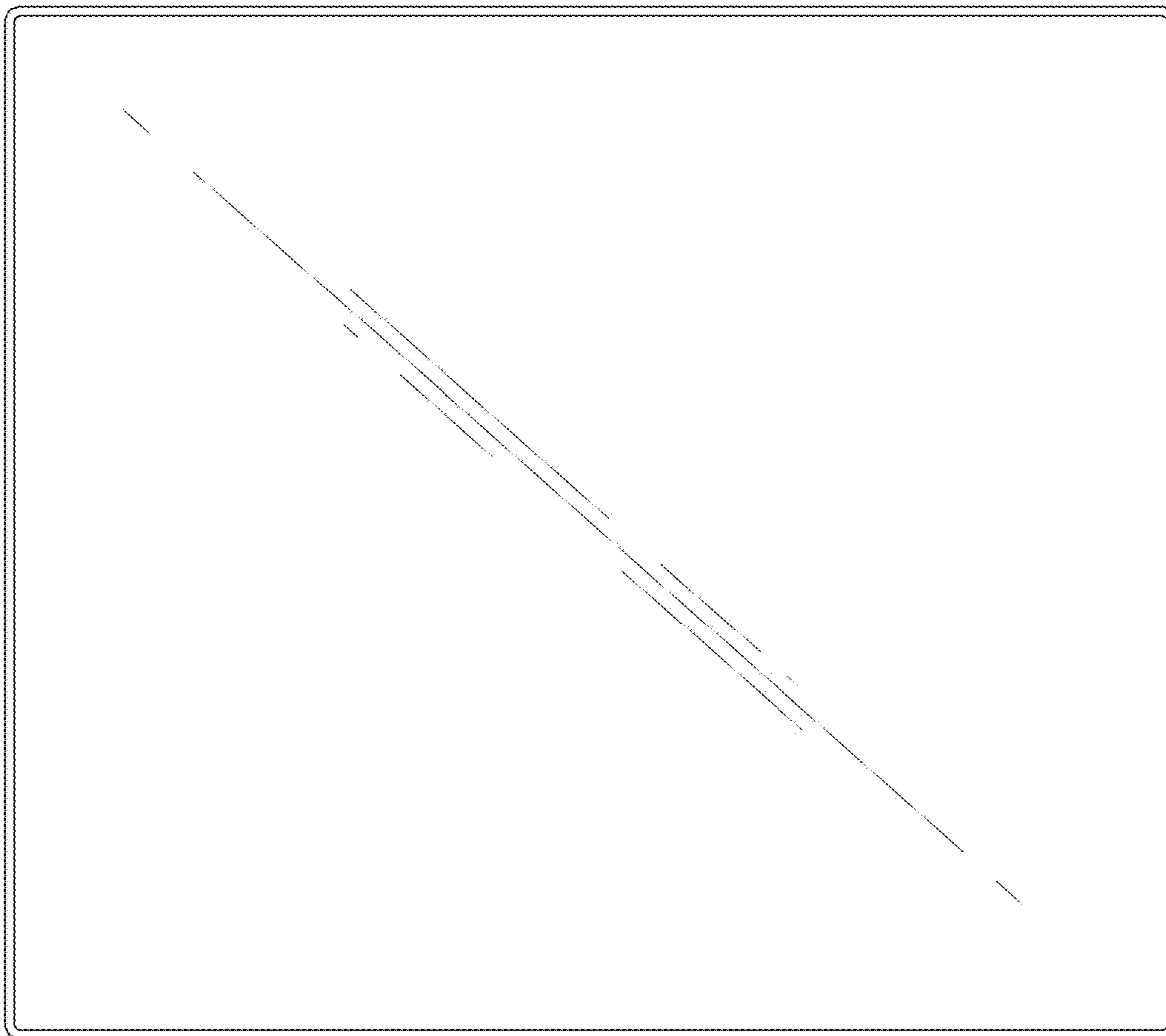


FIG. 10




FIG. 11

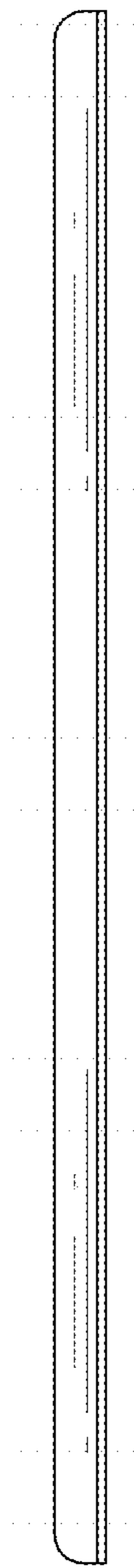


FIG. 12

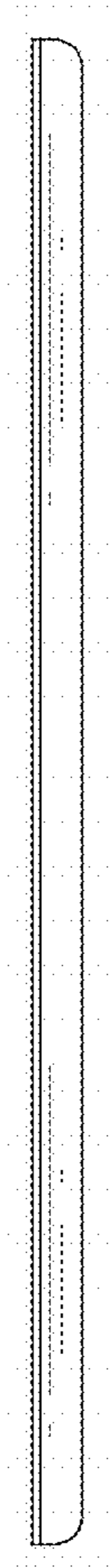


FIG. 13




FIG. 14

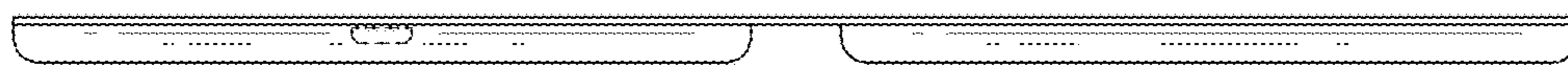


FIG. 15




FIG. 16




FIG. 17

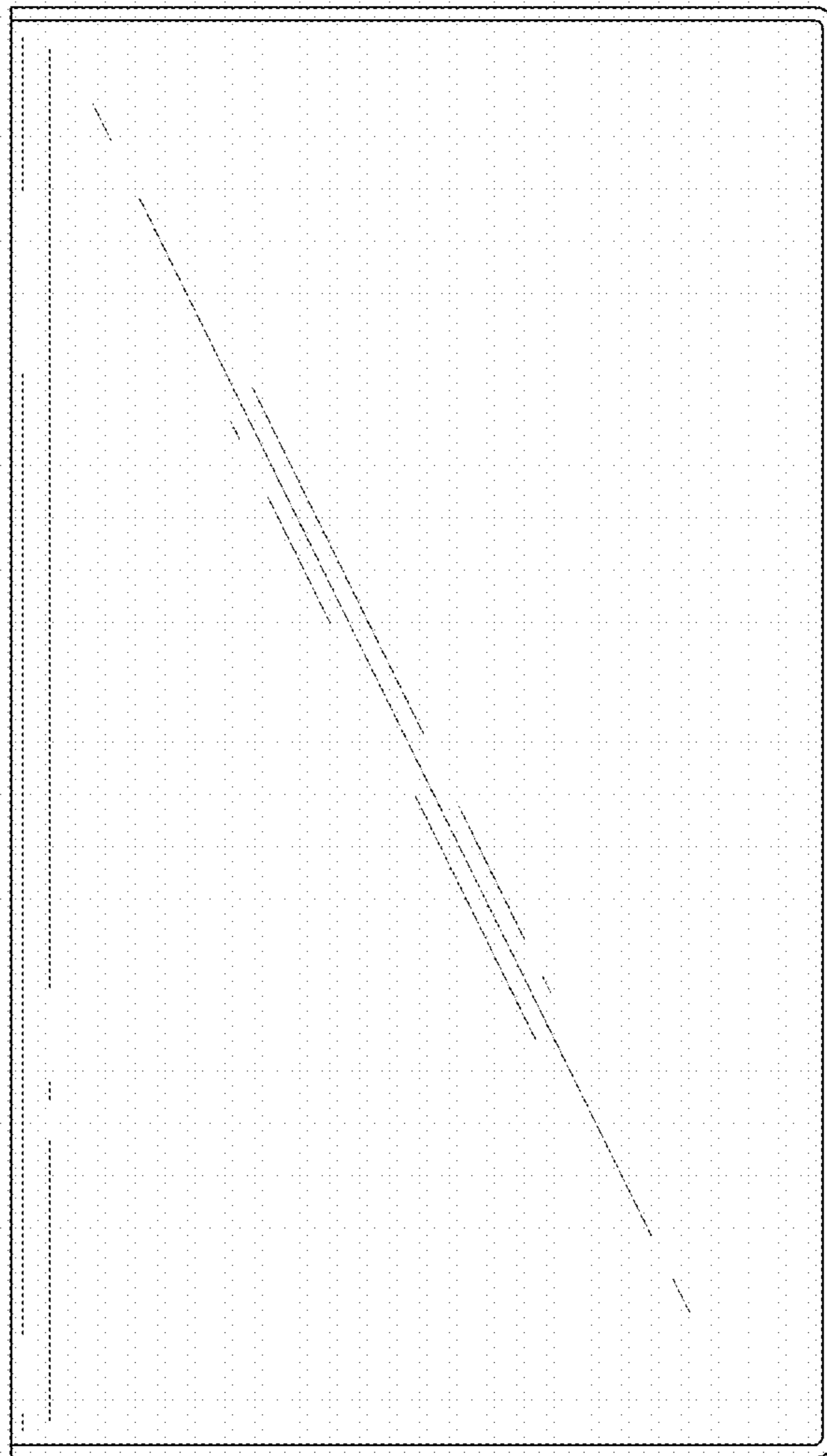


FIG. 18

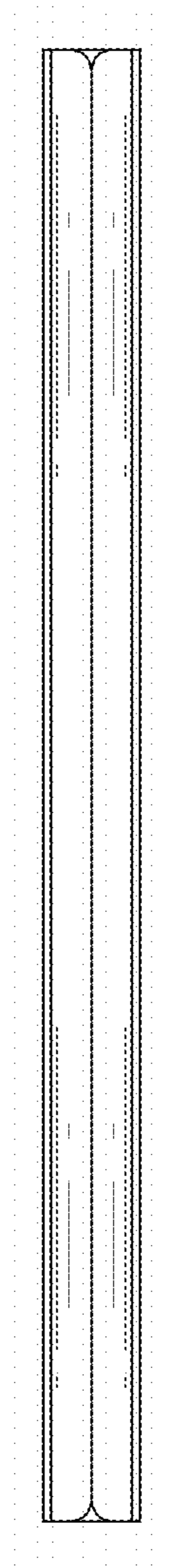




FIG. 19

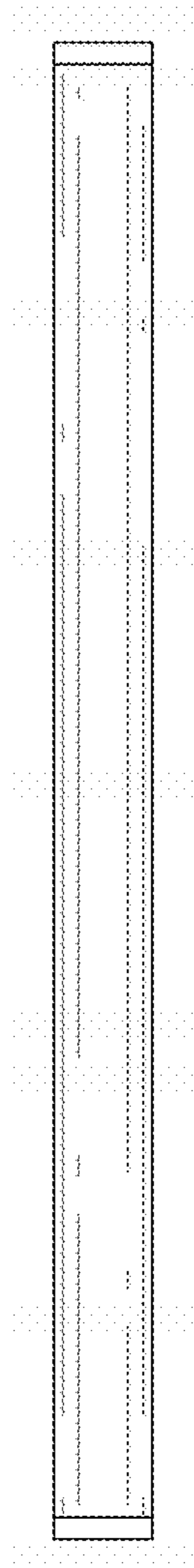


FIG. 20



FIG. 21

