



US00D778854S

(12) **United States Design Patent** (10) **Patent No.:** **US D778,854 S**  
**Lee et al.** (45) **Date of Patent:** **\*\* Feb. 14, 2017**

(54) **TV RECEIVER**

(71) Applicant: **LG ELECTRONICS INC.**, Seoul (KR)

(72) Inventors: **Jeongrok Lee**, Seoul (KR); **Junghyun Min**, Seoul (KR); **Hyoungrak Son**, Seoul (KR)

(73) Assignee: **LG ELECTRONICS INC.**, Seoul (KR)

(\*\*) Term: **15 Years**

(21) Appl. No.: **29/534,915**

(22) Filed: **Jul. 31, 2015**

(30) **Foreign Application Priority Data**

Feb. 3, 2015 (KR) ..... 30-2015-0005918

(51) **LOC (10) Cl.** ..... **14-03**

(52) **U.S. Cl.**  
USPC ..... **D14/126**

(58) **Field of Classification Search**

USPC ..... D14/125-134, 239, 371, 136, 374-377, D14/440, 450, 448, 336, 342, 159; 312/7.2; 348/836, 838, 180, 184, 325, 348/739; 248/917-924, 465; 345/104, 248/133, 156, 168, 345/87, 173; D21/329, D21/515, 577, 622, 333, 433, 448, 452, D21/450, 331, 505; D10/15, 26; 446/484, 446/175, 356; D6/477, 479, 300; D20/10, D20/19, 39; D16/203, 241; 160/24  
 CPC .... G06F 1/1601; G06F 1/1643; H05K 5/0004; H05K 5/0017; H05K 5/02; H05K 5/0217; H04N 13/0459

See application file for complete search history.

(56) **References Cited**

U.S. PATENT DOCUMENTS

D624,892 S *	10/2010	Inoue	.....	D14/126
D703,168 S *	4/2014	Won	.....	D14/126
D708,157 S *	7/2014	Park	.....	D14/126
D708,596 S *	7/2014	Park	.....	D14/126
D716,244 S *	10/2014	Kim	.....	D14/126
D719,119 S *	12/2014	Park	.....	D14/126
D744,437 S *	12/2015	Lu	.....	D14/126
D747,693 S *	1/2016	Won	.....	D14/126
D755,136 S *	5/2016	Jung	.....	D14/126

\* cited by examiner

*Primary Examiner* — Raphael Barkai

(74) *Attorney, Agent, or Firm* — Birch, Stewart, Kolasch & Birch, LLP

(57) **CLAIM**

The ornamental design for a TV receiver, as shown and described.

**DESCRIPTION**

FIG. 1 is a front, right side, perspective view of a TV receiver showing our new design;  
 FIG. 2 is a front view thereof;  
 FIG. 3 is a rear view thereof;  
 FIG. 4 is a left side view thereof;  
 FIG. 5 is a right side view thereof;  
 FIG. 6 is a top view thereof; and,  
 FIG. 7 is a bottom view thereof.  
 The broken lines indicate unclaimed portion of the article that form no part of the claimed design.

**1 Claim, 5 Drawing Sheets**

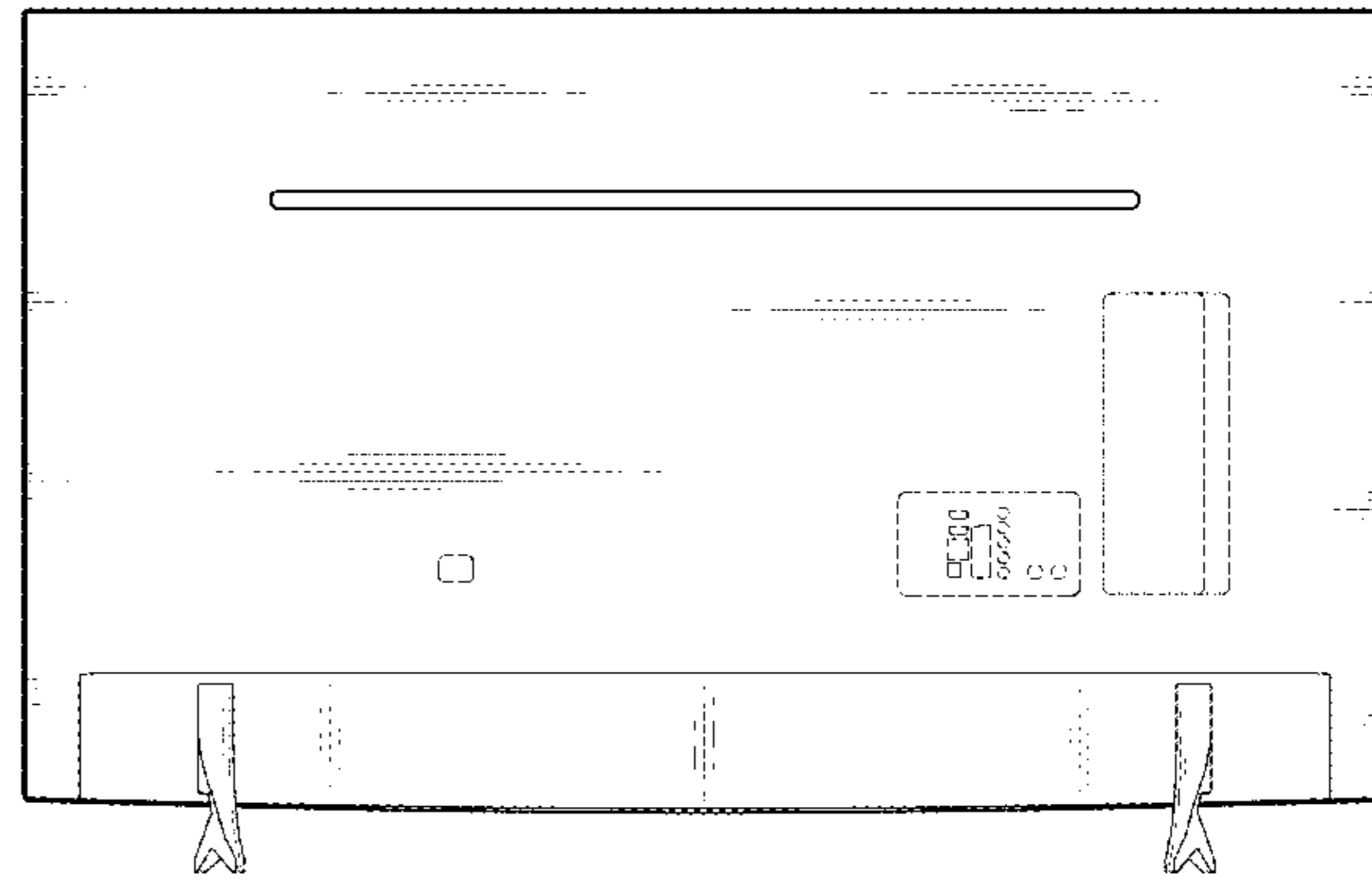
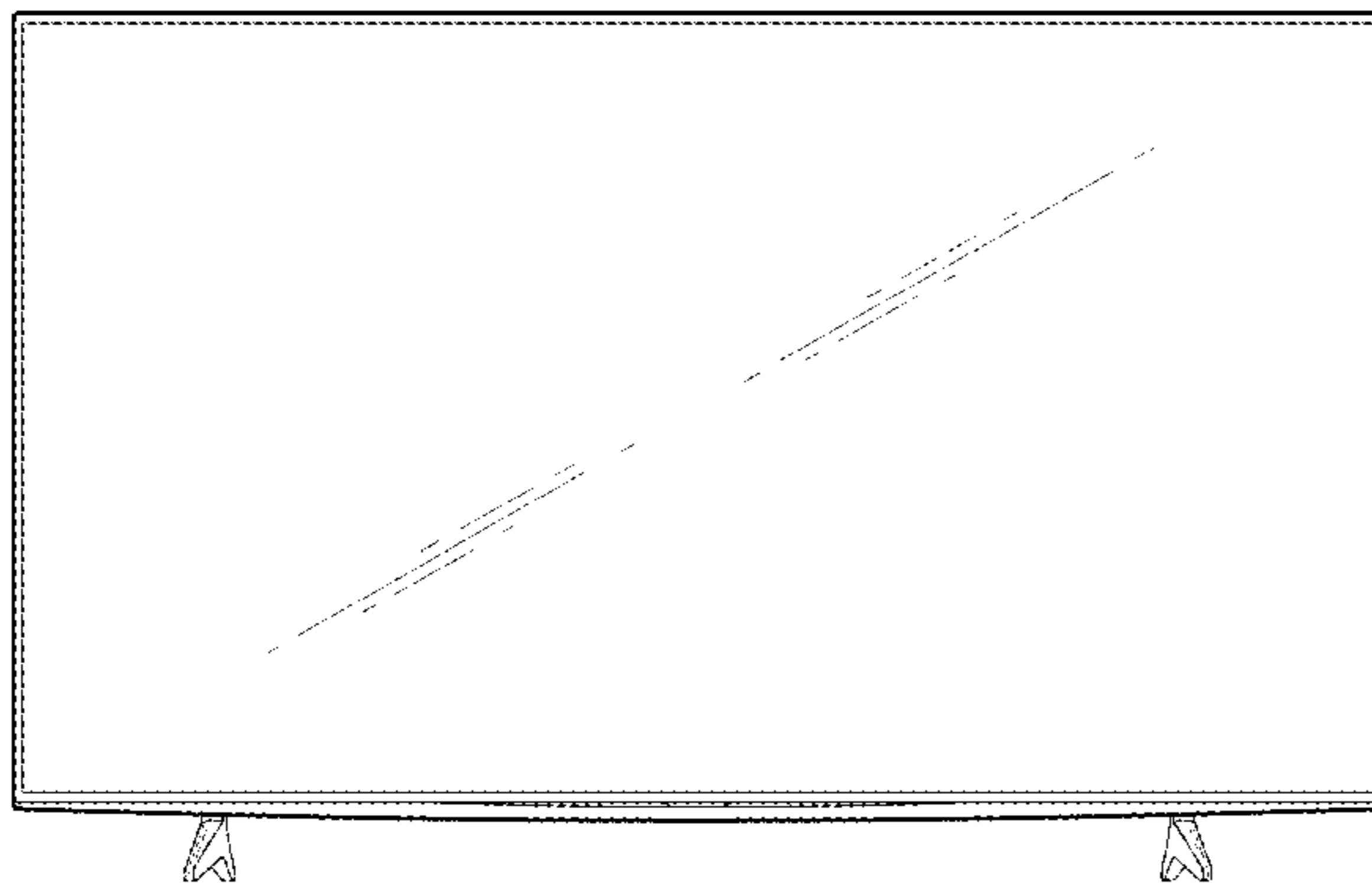


FIG. 1

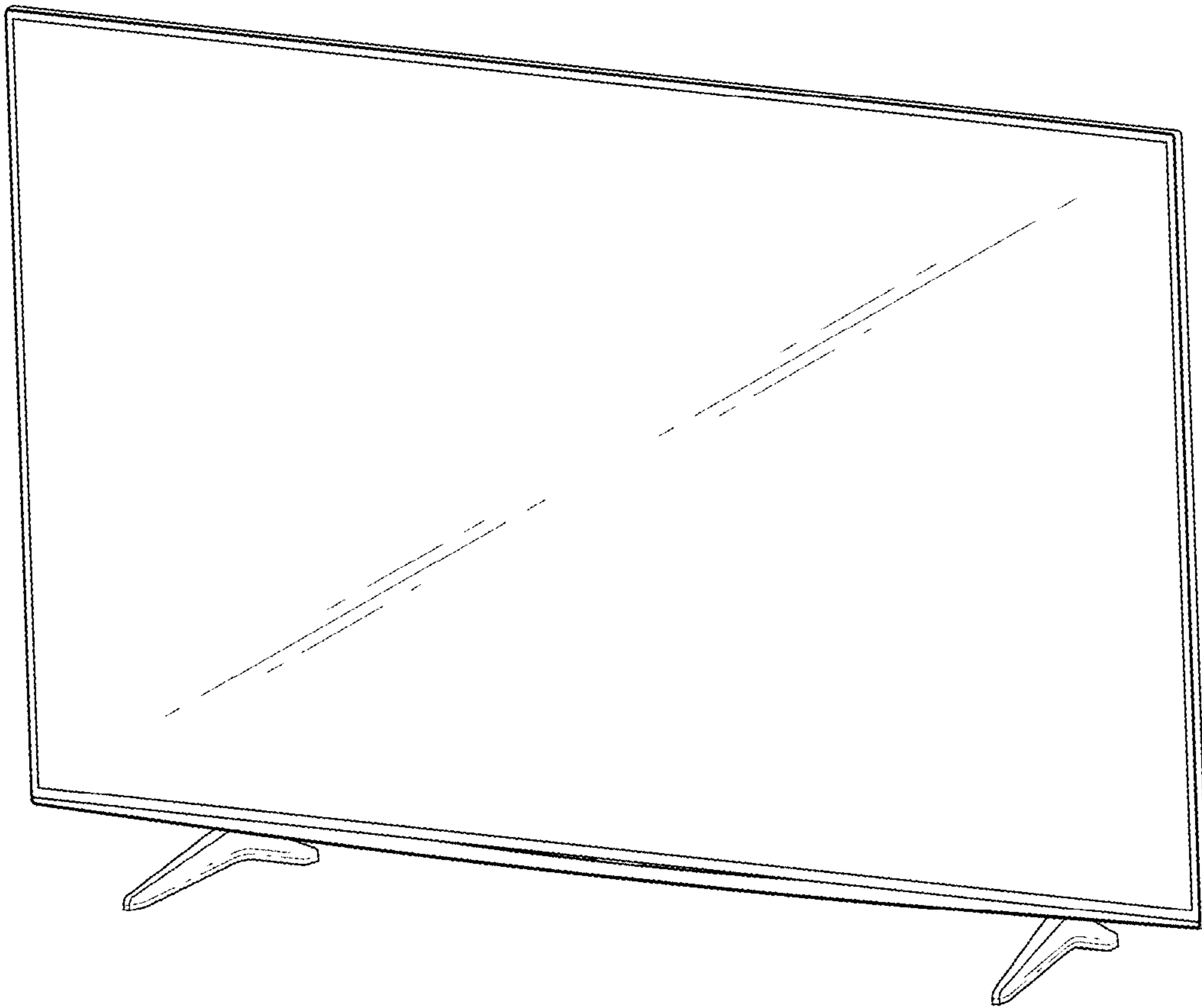


FIG. 2




FIG. 3

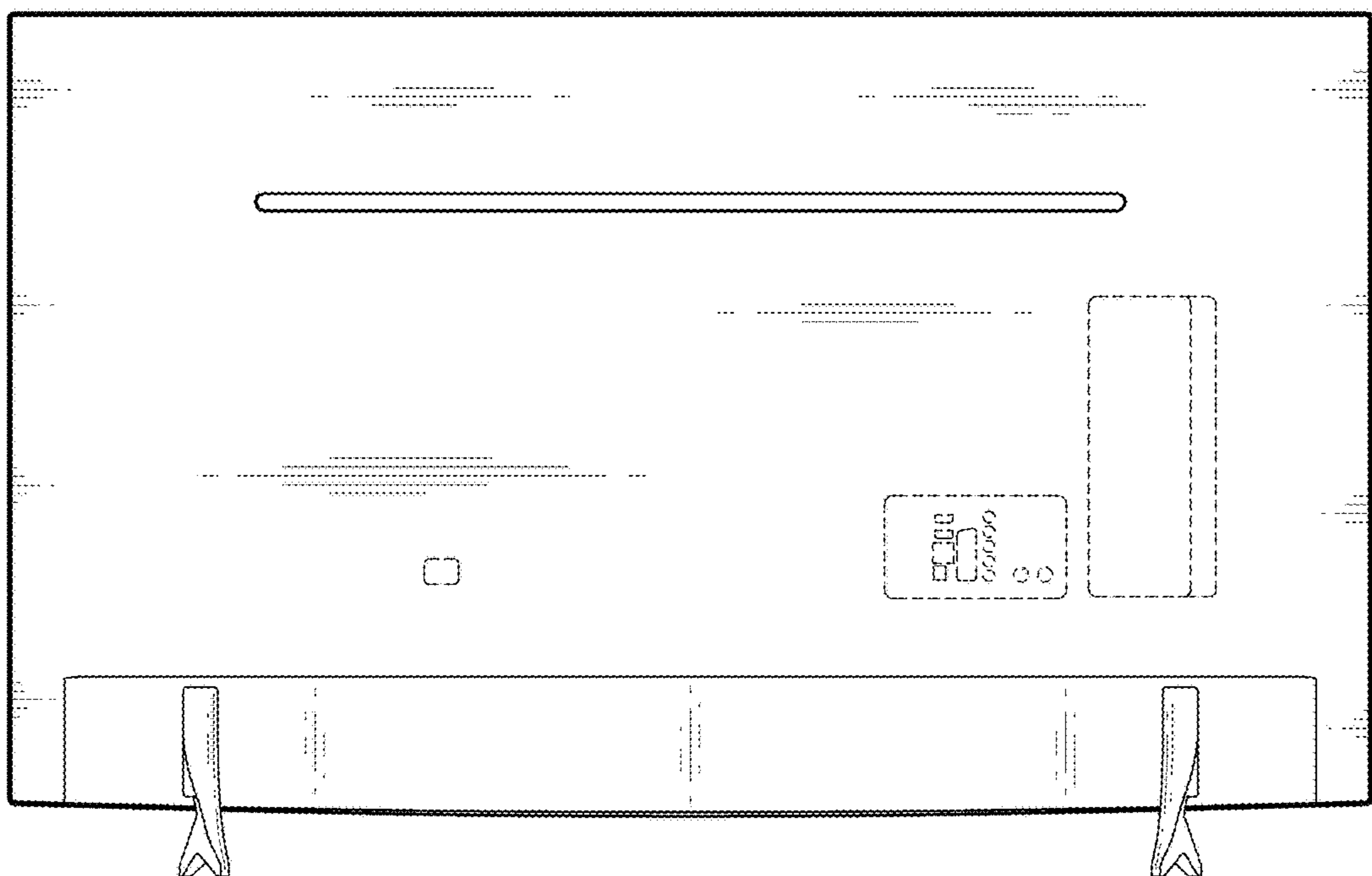


FIG. 4

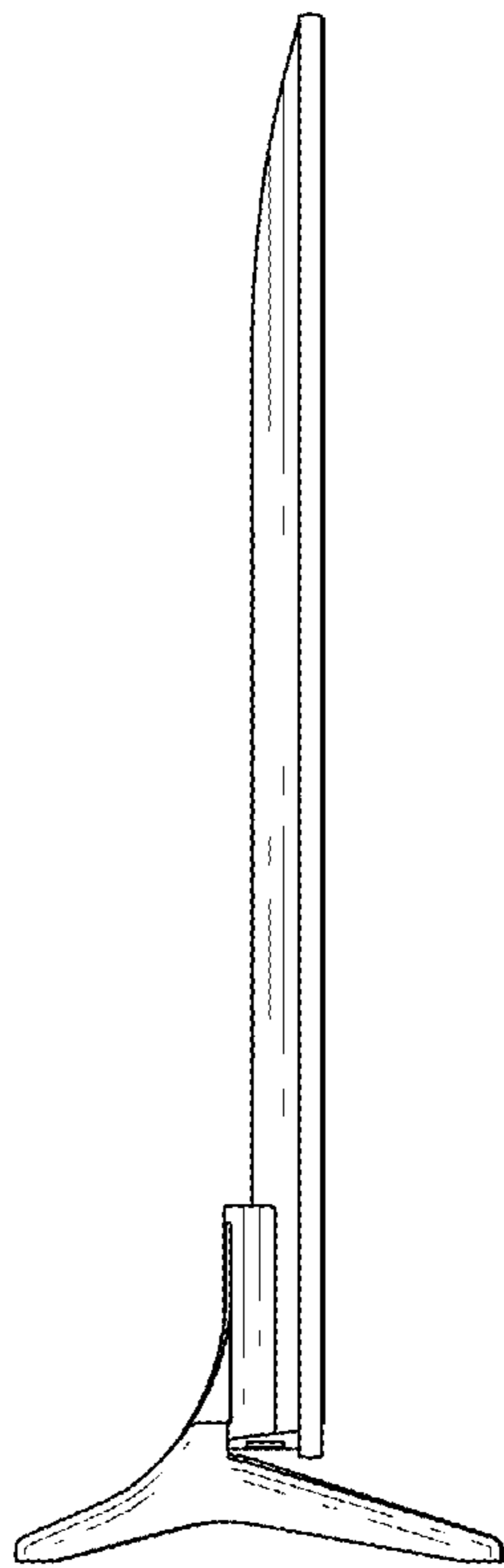


FIG. 5

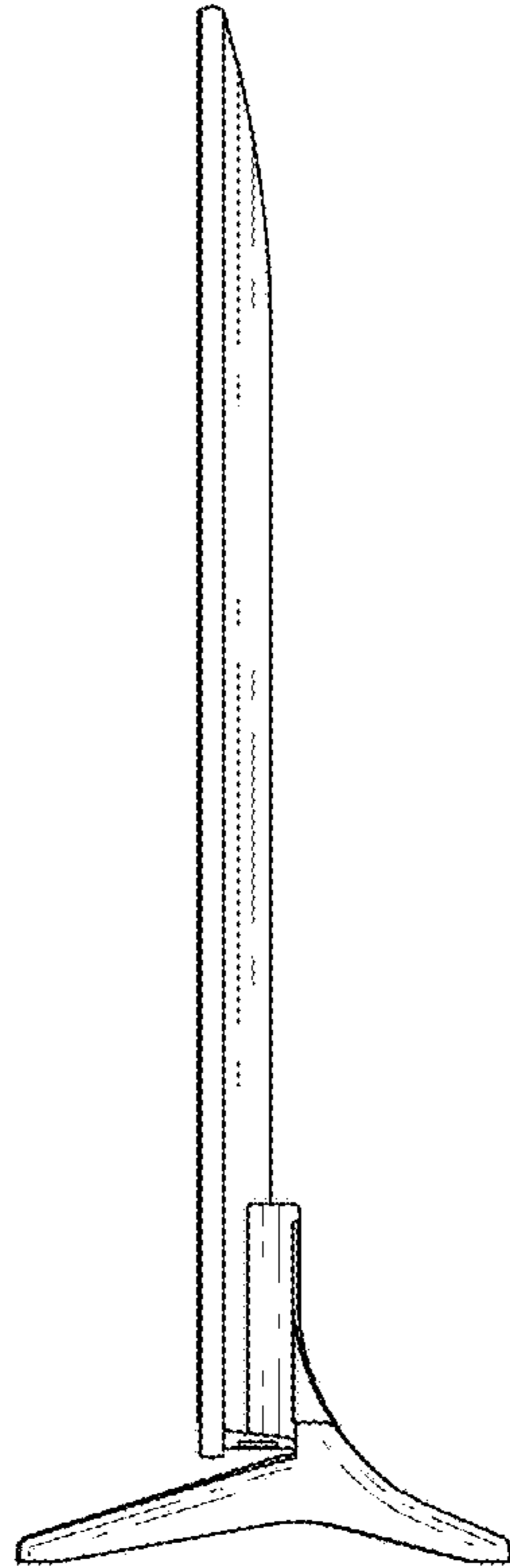


FIG. 6

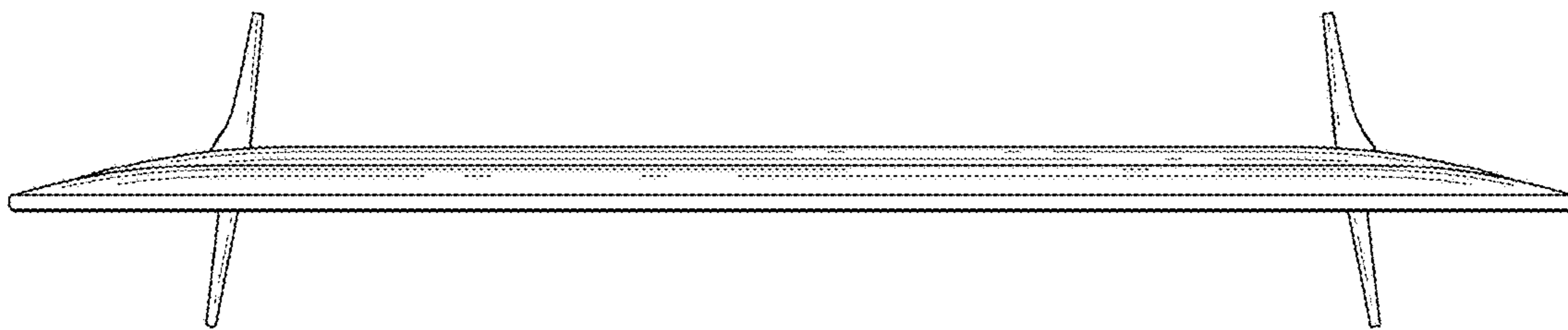


FIG. 7

