



US00D778841S

(12) **United States Design Patent**
Seever

(10) **Patent No.:** **US D778,841 S**

(45) **Date of Patent:** **** Feb. 14, 2017**

(54) **CABLE ORGANIZER**

(71) Applicant: **Sean L. Seever**, Knoxville, TN (US)

(72) Inventor: **Sean L. Seever**, Knoxville, TN (US)

(**) Term: **15 Years**

(21) Appl. No.: **29/562,609**

(22) Filed: **Apr. 27, 2016**

(51) **LOC (10) Cl.** **13-03**

(52) **U.S. Cl.**
USPC **D13/155**

(58) **Field of Classification Search**
USPC D13/110, 120–122, 123, 133, 137.1,
D13/139.1, 139.4, 152, 154, 155, 156,
D13/158, 162, 164, 173, 177, 184, 199;
174/67, 66; 439/147–149, 373, 391, 535,
439/536, 538; 220/241, 242; 361/600,
361/707, 752; D8/356, 358
CPC H02G 3/14; H02G 3/081; H02G 11/02;
H05K 5/0217; H01R 13/447; B65H
2701/34
See application file for complete search history.

D351,668 S * 10/1994 Lim D25/121
D361,153 S * 8/1995 Fernandes D13/155
D378,731 S * 4/1997 Kopish D13/155
5,661,263 A * 8/1997 Salvaggio H02G 3/0462
138/114
D408,365 S * 4/1999 Sanders D13/153
5,911,026 A * 6/1999 Ahn G02B 6/4446
385/134
5,983,460 A * 11/1999 Hyde B65D 33/1666
24/30.5 R
6,041,829 A * 3/2000 Chancellor B01D 61/022
138/177
6,273,374 B1 * 8/2001 McDuffey B42F 9/00
248/205.3
D450,564 S * 11/2001 Kane D8/356
6,425,165 B2 7/2002 Koppang
D471,081 S * 3/2003 Wu D8/356

(Continued)

FOREIGN PATENT DOCUMENTS

EP 735639 A1 10/1996
EP 2481965 B1 9/2013

Primary Examiner — Derrick Holland
Assistant Examiner — Jennifer O King
(74) *Attorney, Agent, or Firm* — Luedeka Neely Group,
P.C.; Rick Barnes

(56) **References Cited**

U.S. PATENT DOCUMENTS

691,744 A * 1/1902 Carr E04D 13/076
52/11
1,781,583 A * 11/1930 Hodgson A47J 45/065
16/DIG. 12
2,955,149 A * 10/1960 Gubernick H02G 11/00
174/135
D258,279 S * 2/1981 Moore D12/302
4,454,374 A * 6/1984 Pollack H02G 3/04
174/117 A
4,563,542 A * 1/1986 Pollack H02G 3/266
174/68.3
D295,521 S * 5/1988 Mockett D13/155
D305,297 S * 1/1990 O'Neill D12/190
D324,645 S * 3/1992 Magro D25/122
5,168,128 A * 12/1992 Thomsen H02G 11/00
174/135

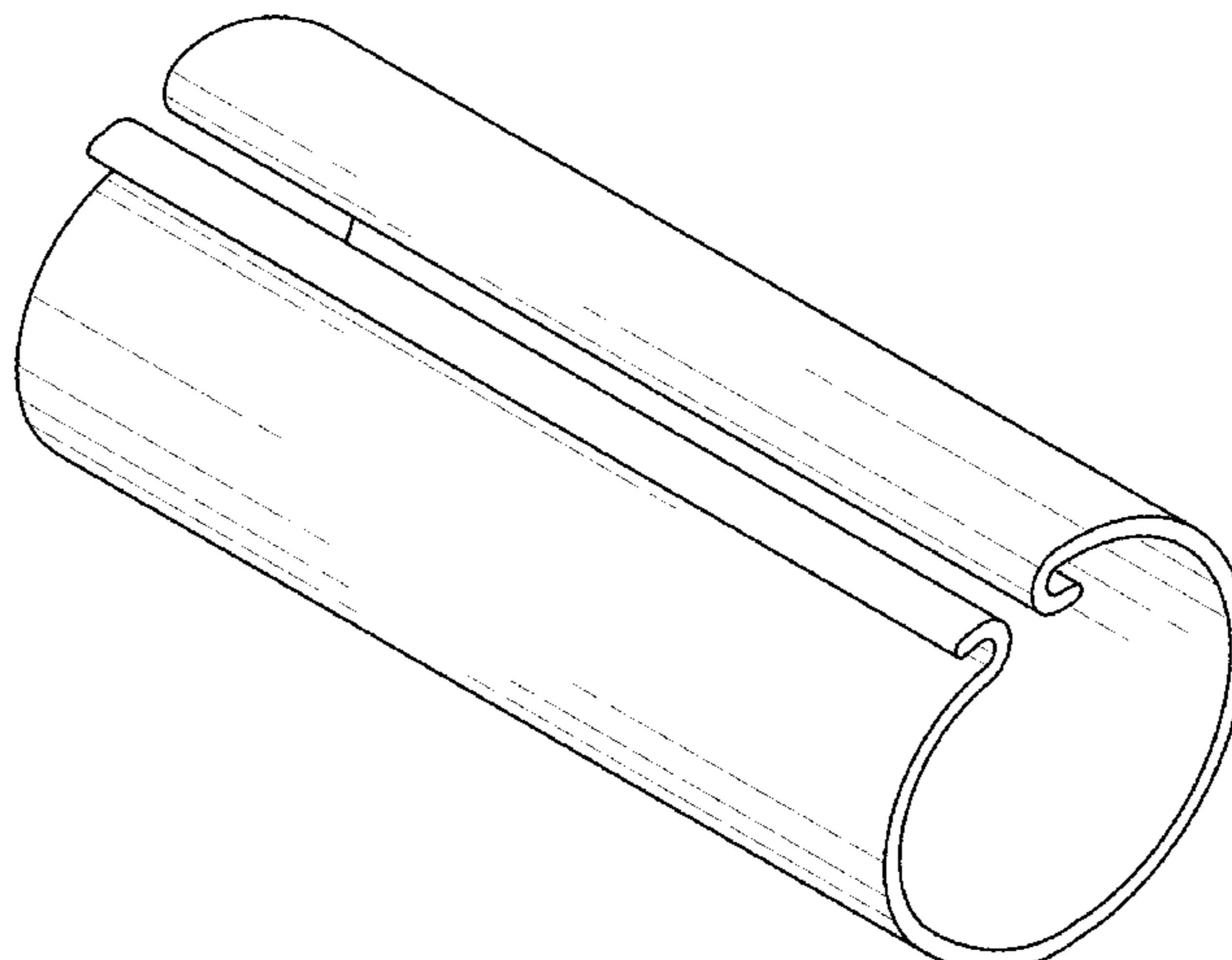
(57) **CLAIM**

The ornamental design for a cable organizer, as shown and described.

DESCRIPTION

FIG. 1 is front perspective view of a cable organizer of my new design;
FIG. 2 is a front plan view thereof;
FIG. 3 is a rear plan view thereof;
FIG. 4 is a right side view thereof;
FIG. 5 is a left side view thereof;
FIG. 6 is a top plan view thereof; and,
FIG. 7 is a bottom plan view thereof.

1 Claim, 7 Drawing Sheets



(56)

References Cited

U.S. PATENT DOCUMENTS

D479,983	S *	9/2003	Wall	D25/119
6,740,817	B1	5/2004	Anderson	
6,800,810	B1	10/2004	Page	
D505,909	S *	6/2005	Erskine	D12/317
6,916,992	B1 *	7/2005	Ortiz	H02G 1/081
				174/135
D538,494	S *	3/2007	Varga	D32/42
D604,151	S *	11/2009	Kollman	D8/376
7,799,997	B2 *	9/2010	Bedingfield	G02B 6/4459
				174/93
D631,445	S *	1/2011	Dittmer	D13/155
8,528,171	B2	9/2013	Walker	
D720,477	S *	12/2014	Ross	D25/121
8,914,950	B1	12/2014	Engerdahl	
9,190,824	B2	11/2015	Knudsen	
D753,605	S *	4/2016	McPherson	D13/155
D760,583	S *	7/2016	Weilage	D8/395
2002/0007535	A1	1/2002	Koppang	
2009/0084882	A1	4/2009	Williams et al.	
2009/0255702	A1 *	10/2009	Mitchell	A47B 21/06
				174/50
2010/0192330	A1	8/2010	Walker	
2014/0354130	A1 *	12/2014	Lagree	H02G 3/14
				312/293.3

* cited by examiner

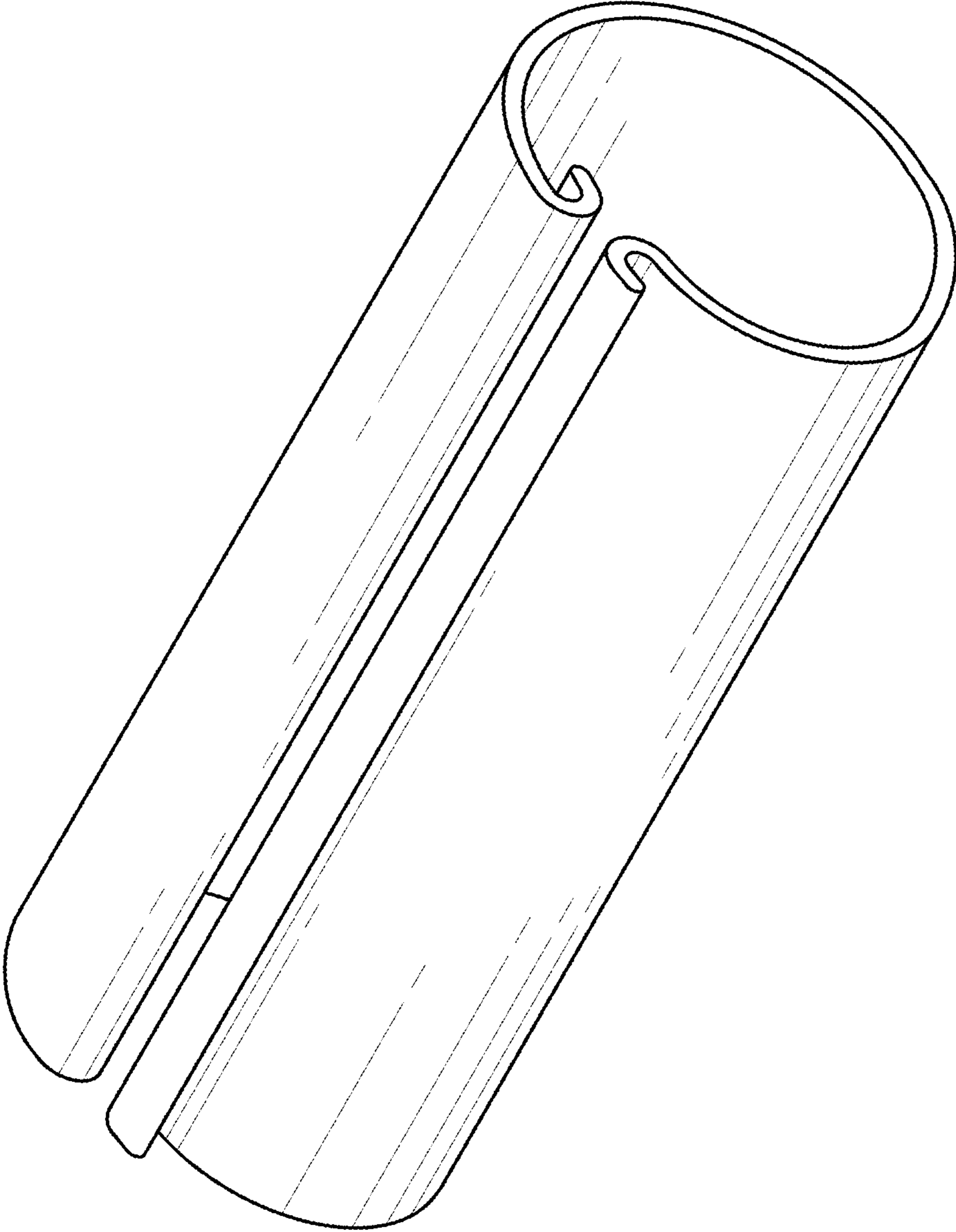


Fig. 1




Fig. 2




Fig. 3

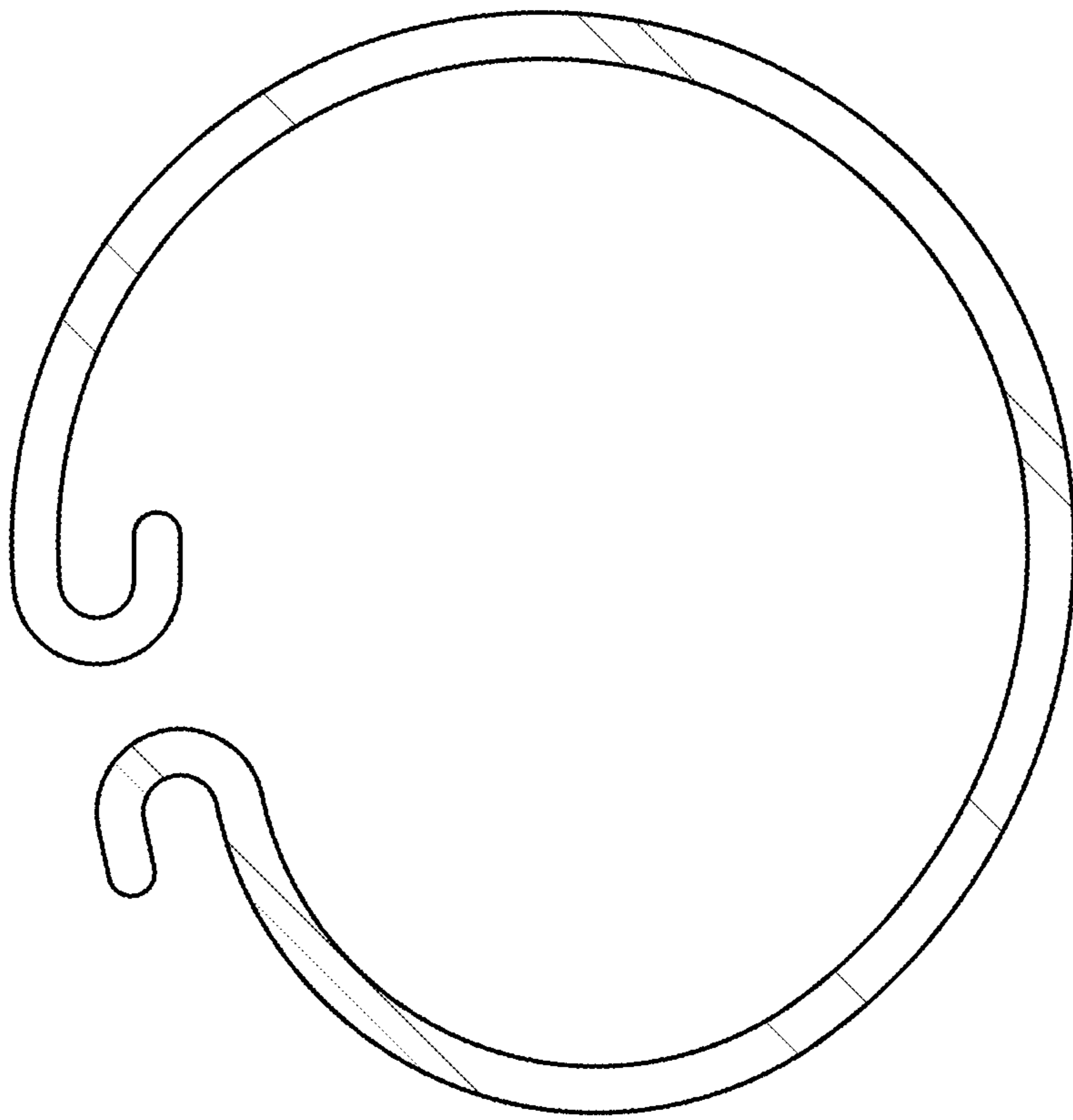


Fig. 4

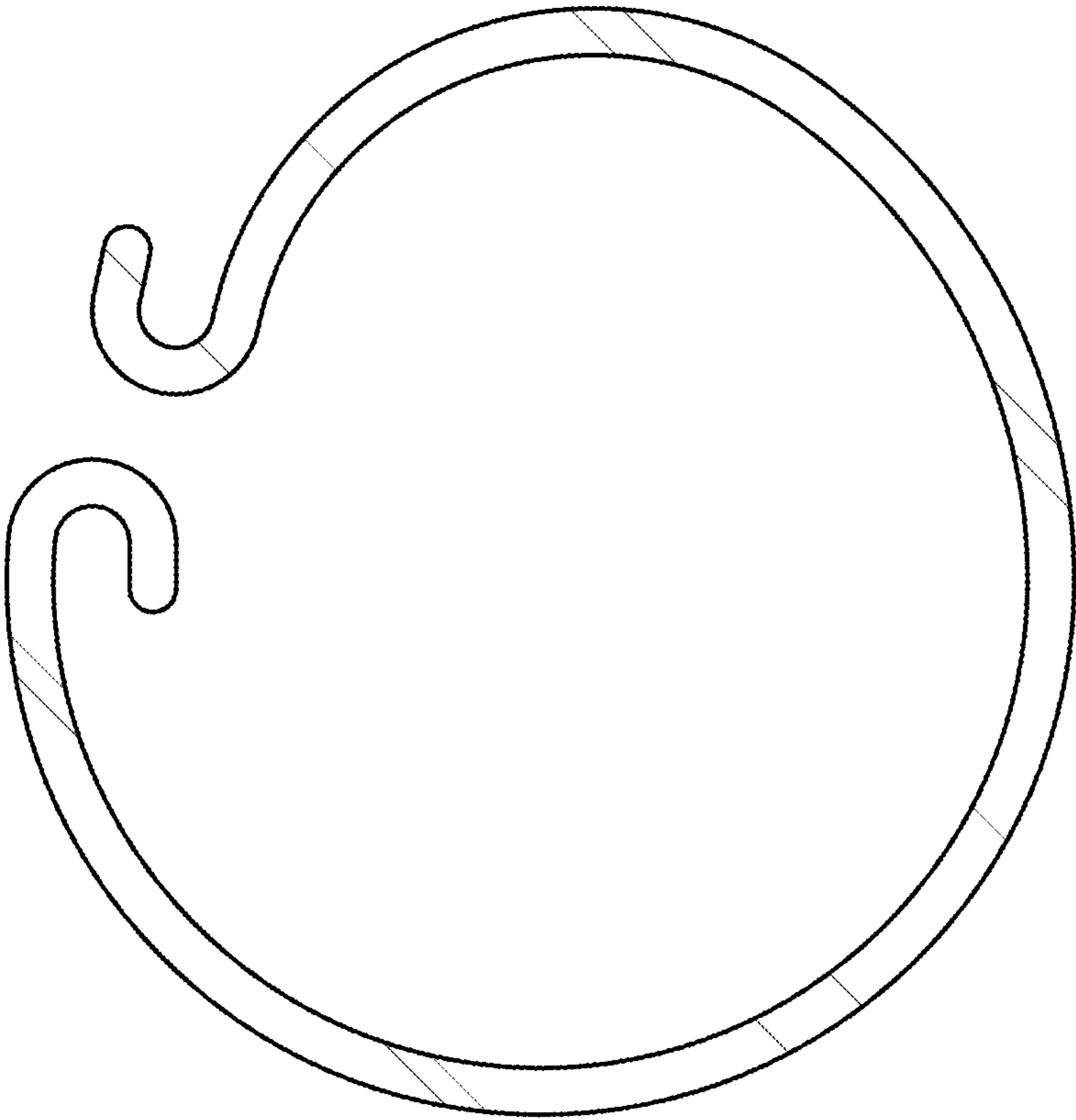


Fig. 5



Fig. 6




Fig. 7