



US00D778835S

(12) **United States Design Patent** (10) **Patent No.:** **US D778,835 S**
Akana et al. (45) **Date of Patent:** **** Feb. 14, 2017**

(54) **POWER MODULE**

(71) Applicant: **Apple Inc.**, Cupertino, CA (US)

(72) Inventors: **Jody Akana**, San Francisco, CA (US); **Bartley K. Andre**, Palo Alto, CA (US); **Shota Aoyagi**, San Francisco, CA (US); **Jeremy Bataillou**, San Francisco, CA (US); **Daniel J. Coster**, San Francisco, CA (US); **Daniele De Iuliis**, San Francisco, CA (US); **M. Evans Hankey**, San Francisco, CA (US); **Julian Hoenig**, San Francisco, CA (US); **Richard P. Howarth**, San Francisco, CA (US); **Jonathan P. Ive**, San Francisco, CA (US); **Duncan Robert Kerr**, San Francisco, CA (US); **Matthew Dean Rohrbach**, San Francisco, CA (US); **Peter Russell-Clarke**, San Francisco, CA (US); **Mikael Silvano**, San Francisco, CA (US); **Christopher J. Stringer**, Woodside, CA (US); **Eugene Antony Whang**, San Francisco, CA (US); **Rico Zörkendörfer**, San Francisco, CA (US)

(73) Assignee: **Apple Inc.**, Cupertino, CA (US)

(**) Term: **15 Years**

(21) Appl. No.: **29/573,466**

(22) Filed: **Aug. 5, 2016**

Related U.S. Application Data

(63) Continuation of application No. 29/542,086, filed on Oct. 9, 2015, now Pat. No. Des. 763,190, which is a continuation of application No. 29/500,454, filed on Aug. 25, 2014, now Pat. No. Des. 740,751, which is a

(Continued)

(51) **LOC (10) Cl.** **13-02**

(52) **U.S. Cl.**
USPC **D13/110**

(58) **Field of Classification Search**

USPC D13/110, 107, 108, 123, 133, 137.1, D13/138.1, 199; 174/53, 54, 59, 61; 307/150, 307/151; 320/111, 114; 363/132, 363/140, 142, 143, 146; 439/105, 131, 439/166, 171-173, 218, 518, 692, 956; D14/240, 251, 253, 432, 433, 434
CPC H02J 7/02; H02J 7/022; H02J 7/0042; H01R 25/00; H01R 25/003; H01R 13/44; H01R 27/00; Y02E 60/12

See application file for complete search history.

(56) **References Cited**

U.S. PATENT DOCUMENTS

D138,086 S 6/1944 Ludwig
D375,080 S 10/1996 Sandor et al.
5,613,863 A 3/1997 Klaus et al.

(Continued)

Primary Examiner — Derrick Holland

(74) *Attorney, Agent, or Firm* — Sterne, Kessler, Goldstein & Fox P.L.L.C.

(57) **CLAIM**

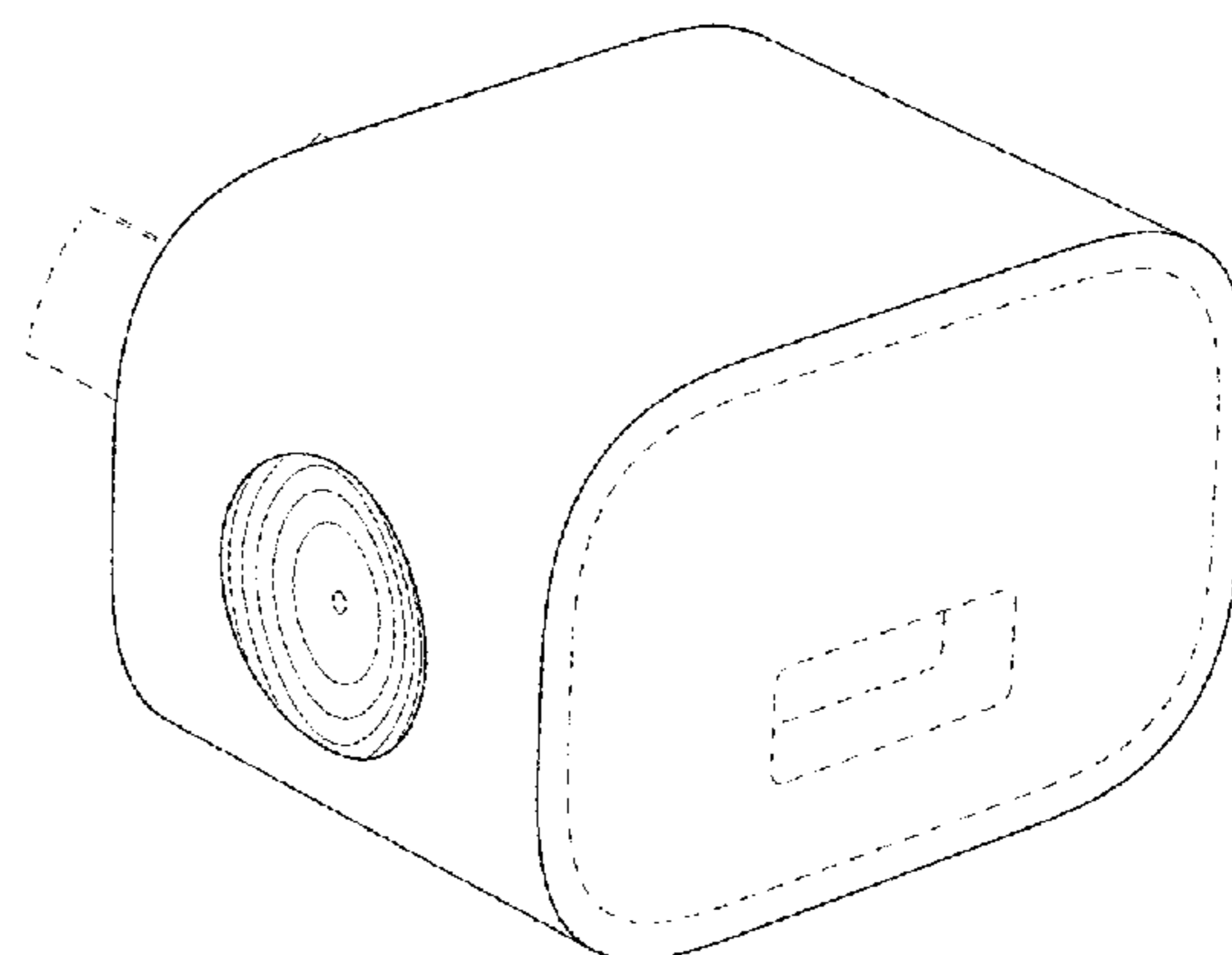
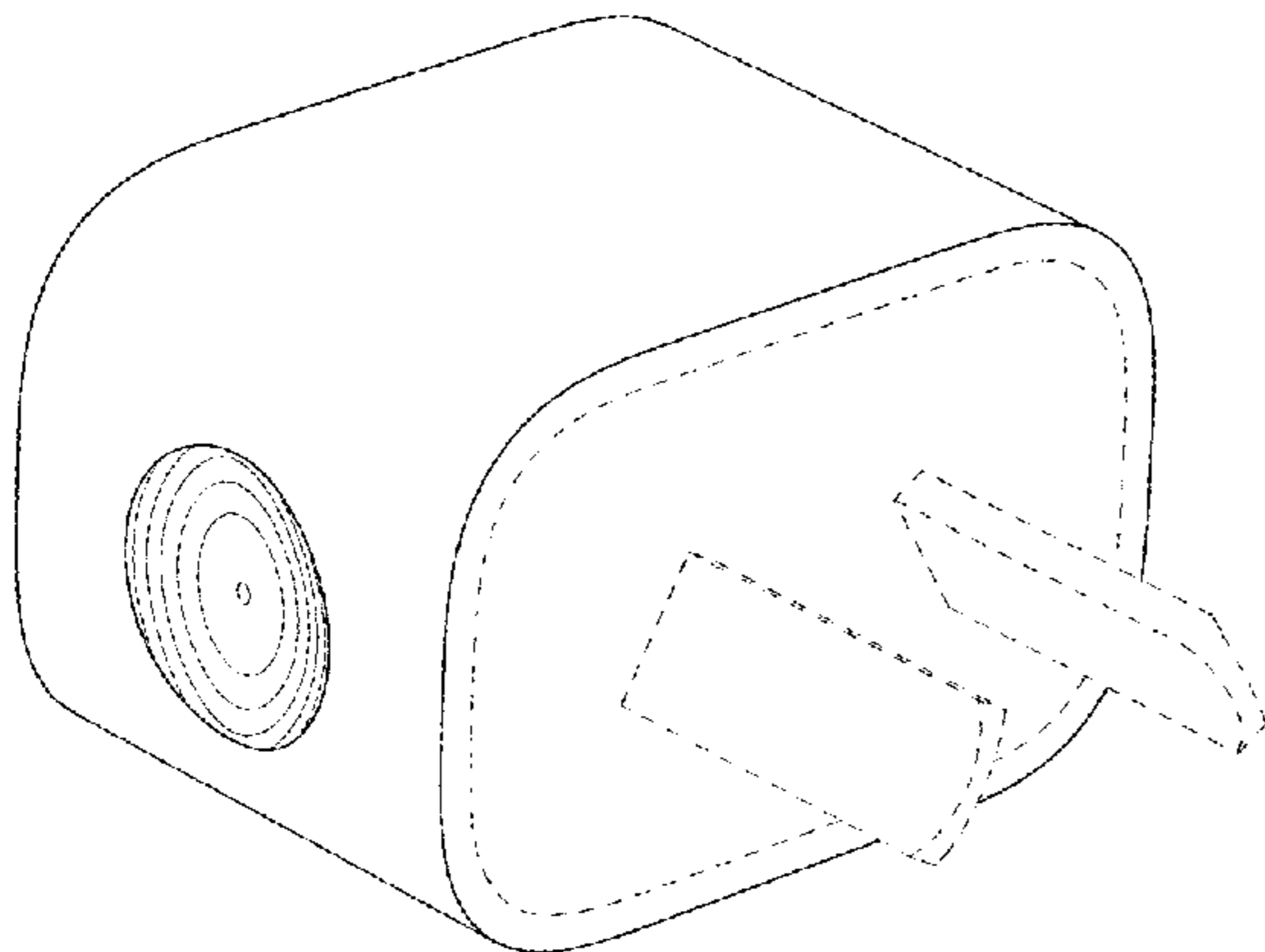
The ornamental design for a power module, as shown and described.

DESCRIPTION

FIG. 1 is a bottom perspective view of a power module showing the claimed design;
FIG. 2 is a top perspective view thereof;
FIG. 3 is a front view thereof, the rear view being a mirror image thereof;
FIG. 4 is a side view thereof;
FIG. 5 is another side view thereof;
FIG. 6 is a top plan view thereof; and,
FIG. 7 is a bottom plan view thereof.

The broken lines in the figures show portions of the power module that form no part of the claimed design.

(Continued)



The shade lines in the figures show contour and not surface ornamentation.

1 Claim, 4 Drawing Sheets

Related U.S. Application Data

continuation of application No. 29/431,871, filed on Sep. 11, 2012, now Pat. No. Des. 711,823.

(56)

References Cited

U.S. PATENT DOCUMENTS

D407,066 S	3/1999	Renk	
6,544,051 B1	4/2003	Su	
D474,744 S *	5/2003	Wu	D13/137.1
D543,147 S *	5/2007	Ng	D13/138.1
D548,187 S	8/2007	Holland	
7,371,122 B2	5/2008	Ivanova et al.	
D572,712 S	7/2008	Ledbetter et al.	
D583,316 S	12/2008	Sade et al.	
D587,192 S	2/2009	McGinley et al.	
D595,223 S	6/2009	Yamamoto et al.	

D595,224 S	6/2009	Seil et al.	
D601,500 S	10/2009	Green et al.	
D601,501 S	10/2009	Kaibara et al.	
D602,430 S	10/2009	Green et al.	
D611,409 S	3/2010	Green et al.	
D611,415 S	3/2010	Andre et al.	
D623,136 S	9/2010	Andre et al.	
D627,729 S	11/2010	Smith et al.	
D634,058 S	3/2011	Peifer	
D638,357 S	5/2011	Sasada et al.	
D642,524 S	8/2011	Fitch et al.	
D643,807 S	8/2011	Jiang	
8,057,265 B2	11/2011	Youssefi-Shams et al.	
D653,615 S	2/2012	Au	
8,113,855 B2	2/2012	Green et al.	
D655,244 S	3/2012	Au	
8,410,752 B2 *	4/2013	Sulem	H01R 24/28 320/111
D683,314 S	5/2013	Andre et al.	
D711,823 S	8/2014	Akana et al.	
D740,751 S	10/2015	Akana et al.	
2002/0090848 A1 *	7/2002	Yu	H01R 13/44 439/131
2009/0289596 A1	11/2009	McGinley et al.	
2010/0117597 A1	5/2010	Wang	

* cited by examiner

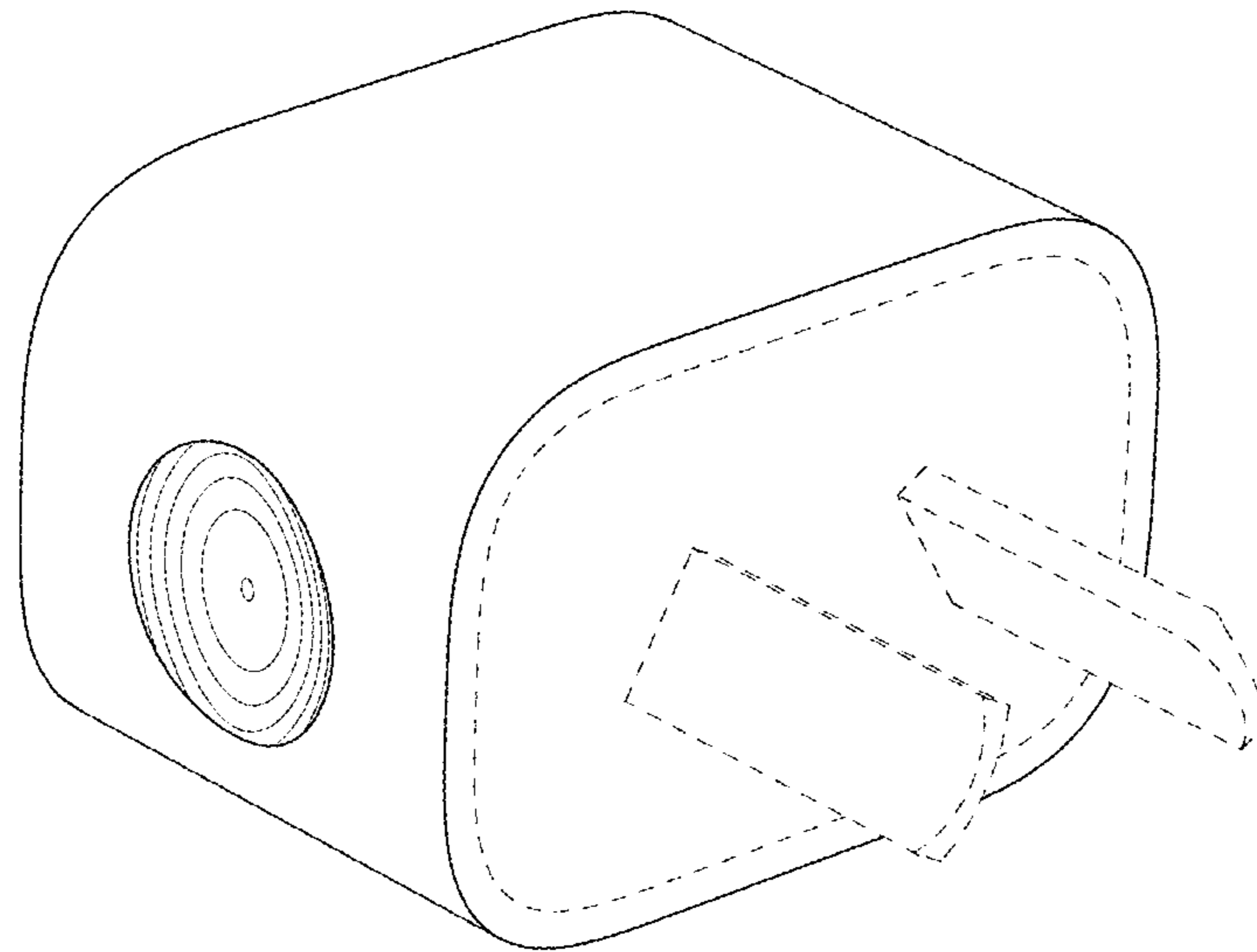


FIG. 1

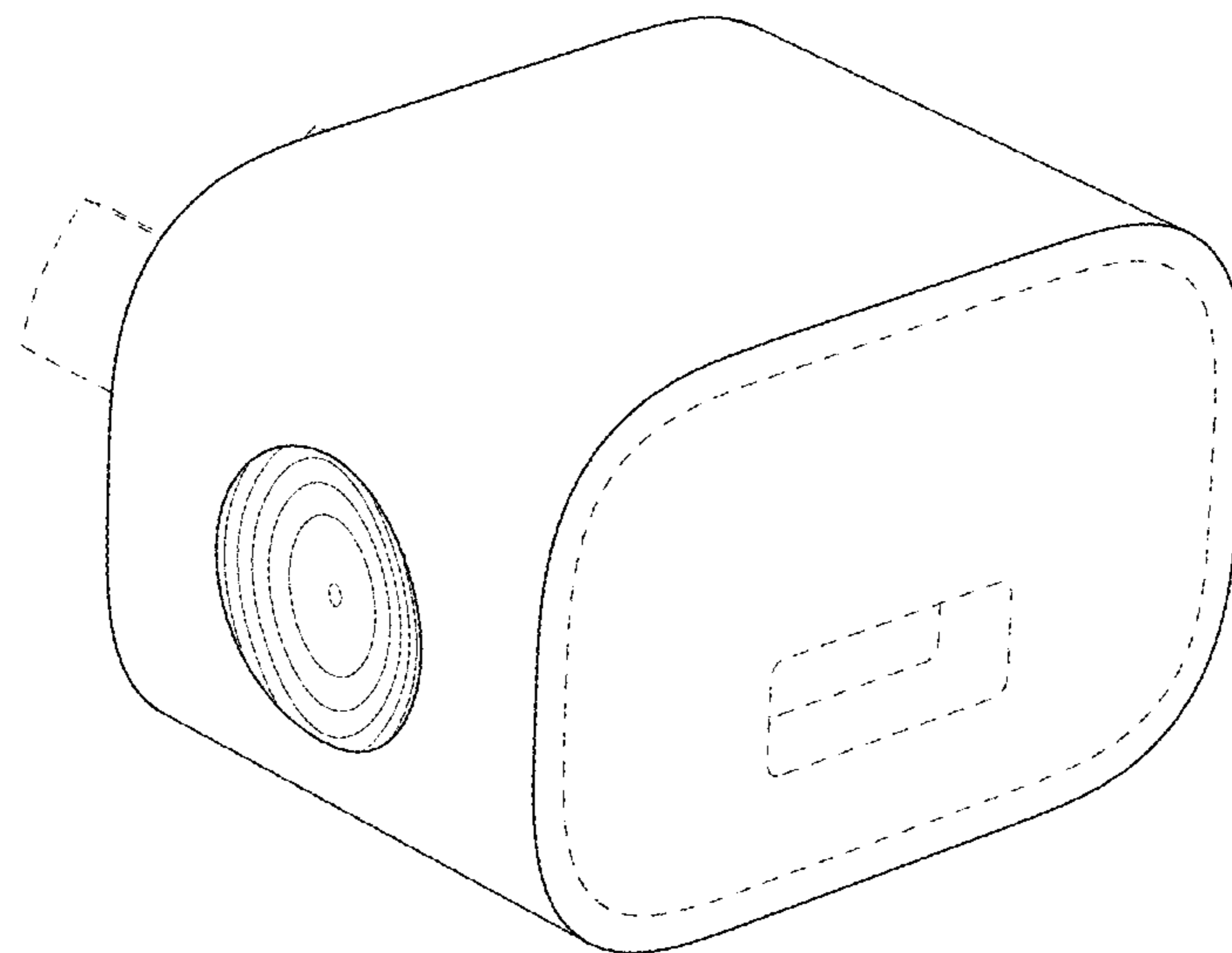


FIG. 2

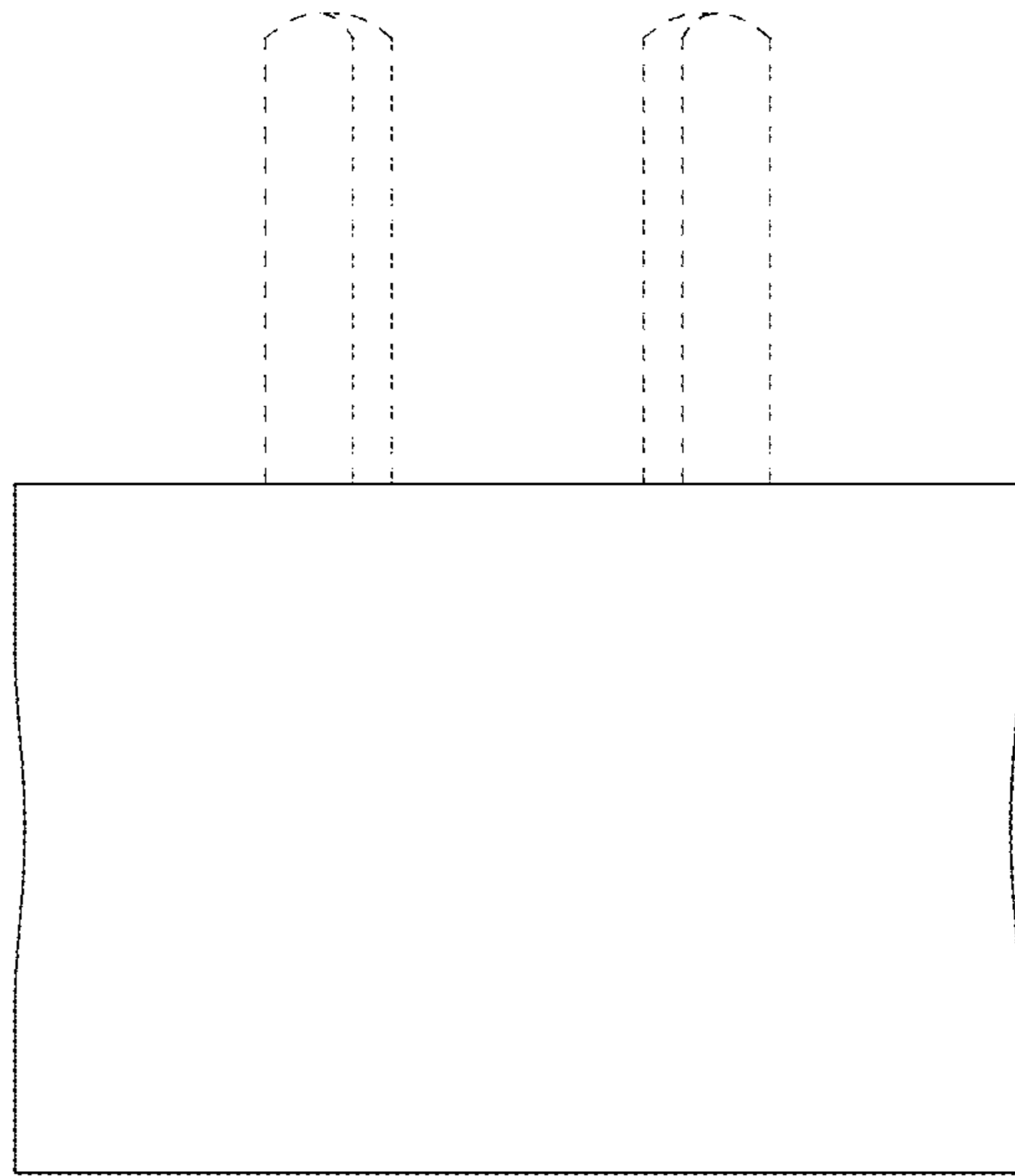


FIG. 3

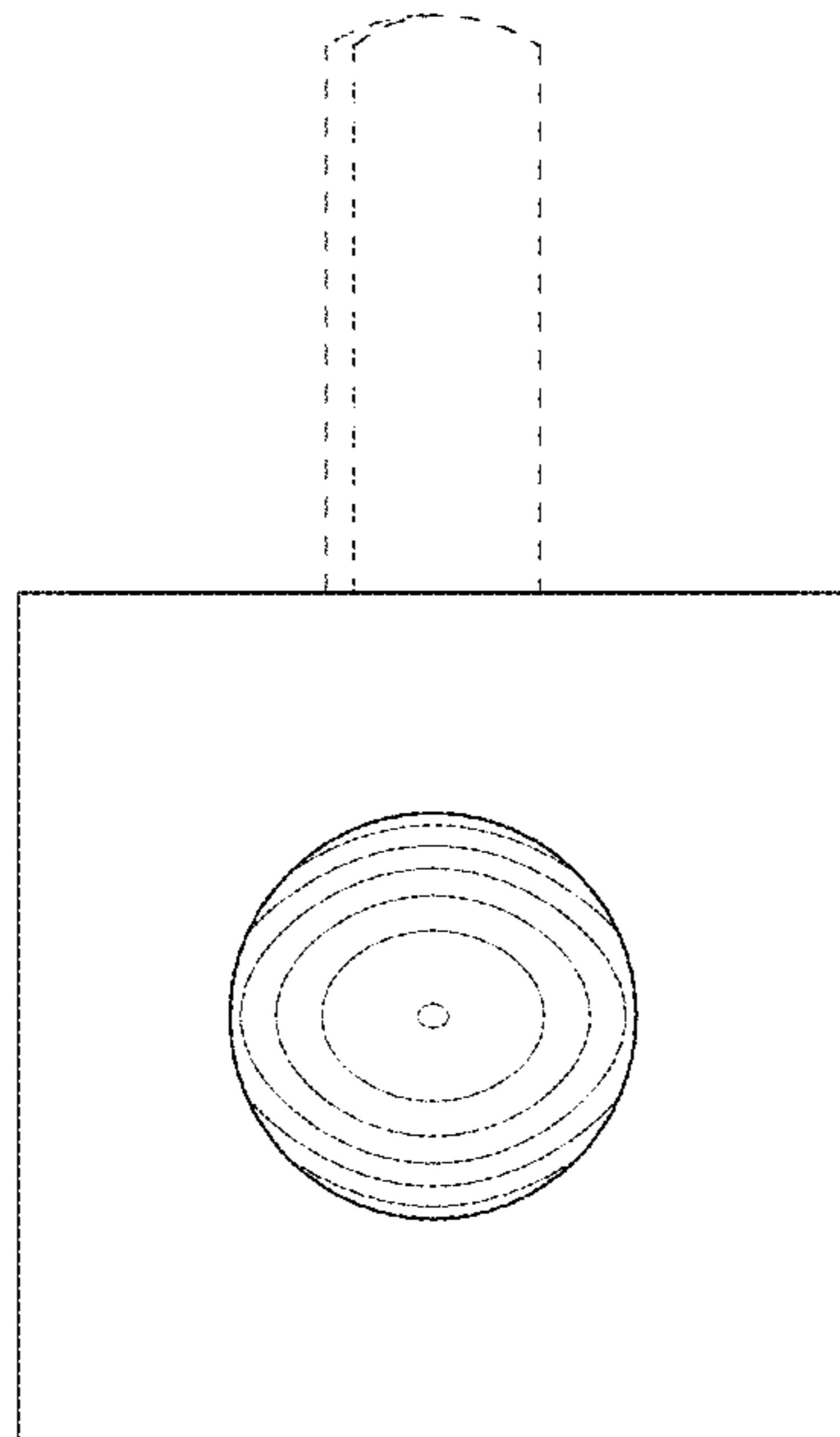


FIG. 4

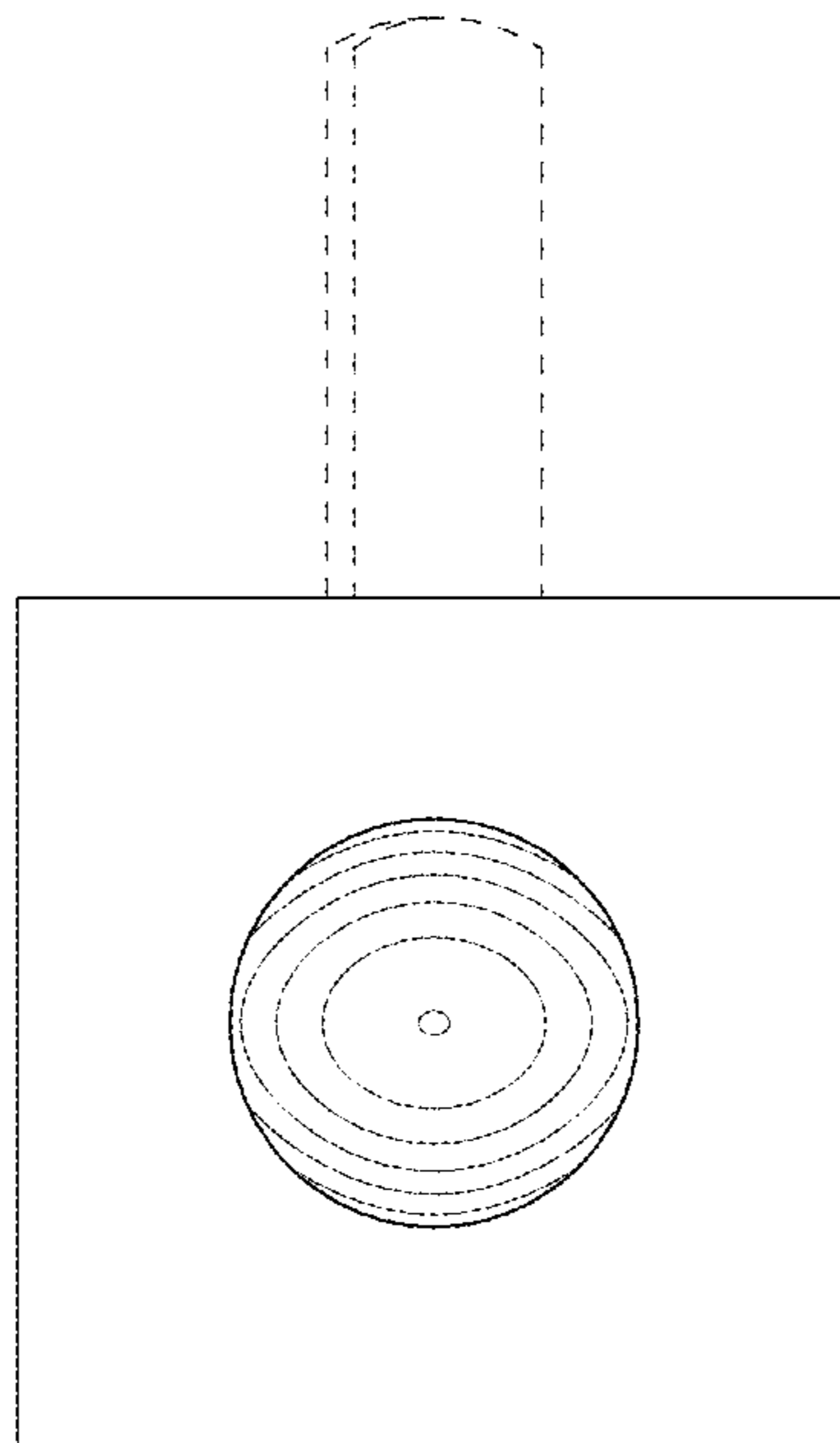


FIG. 5

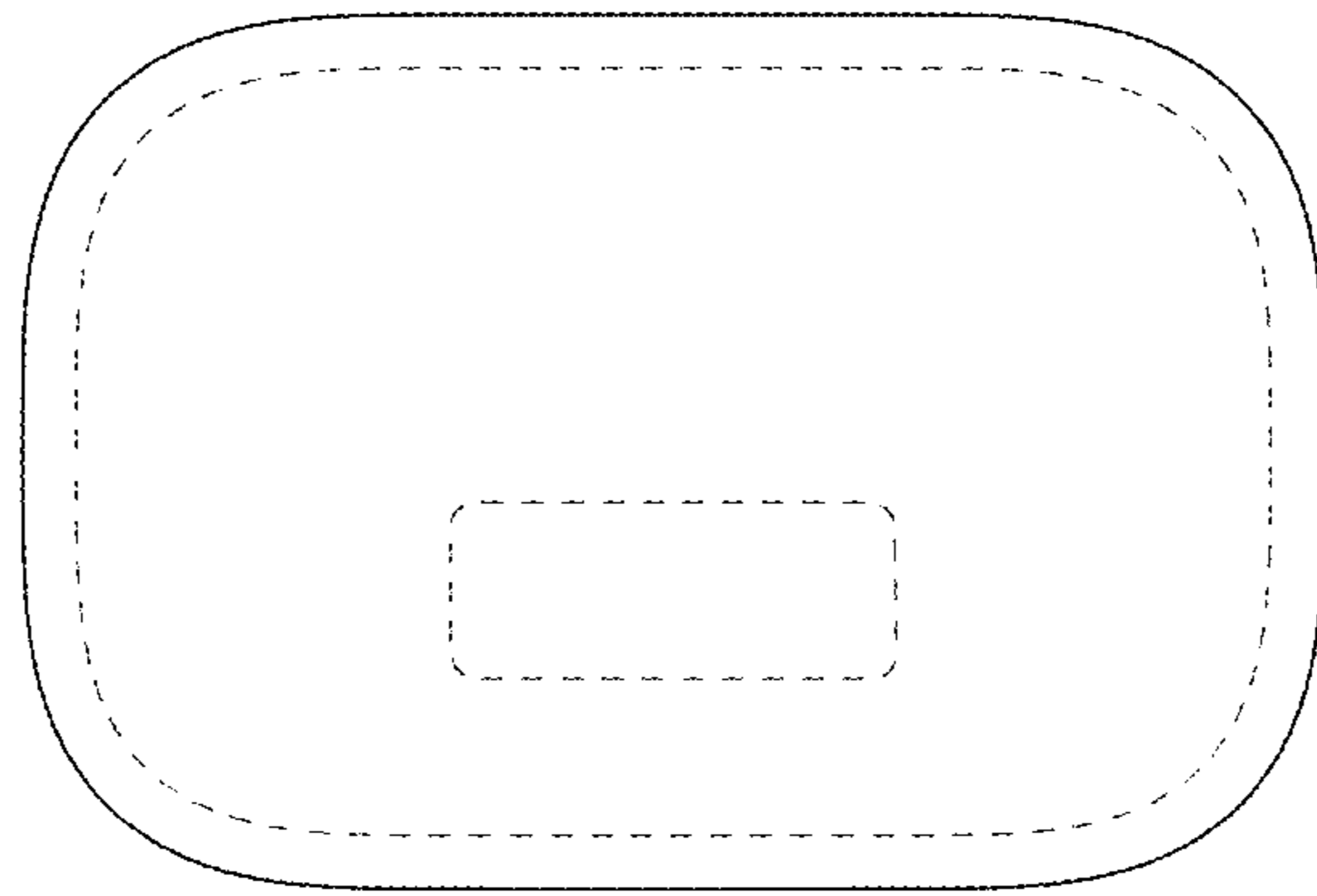


FIG. 6

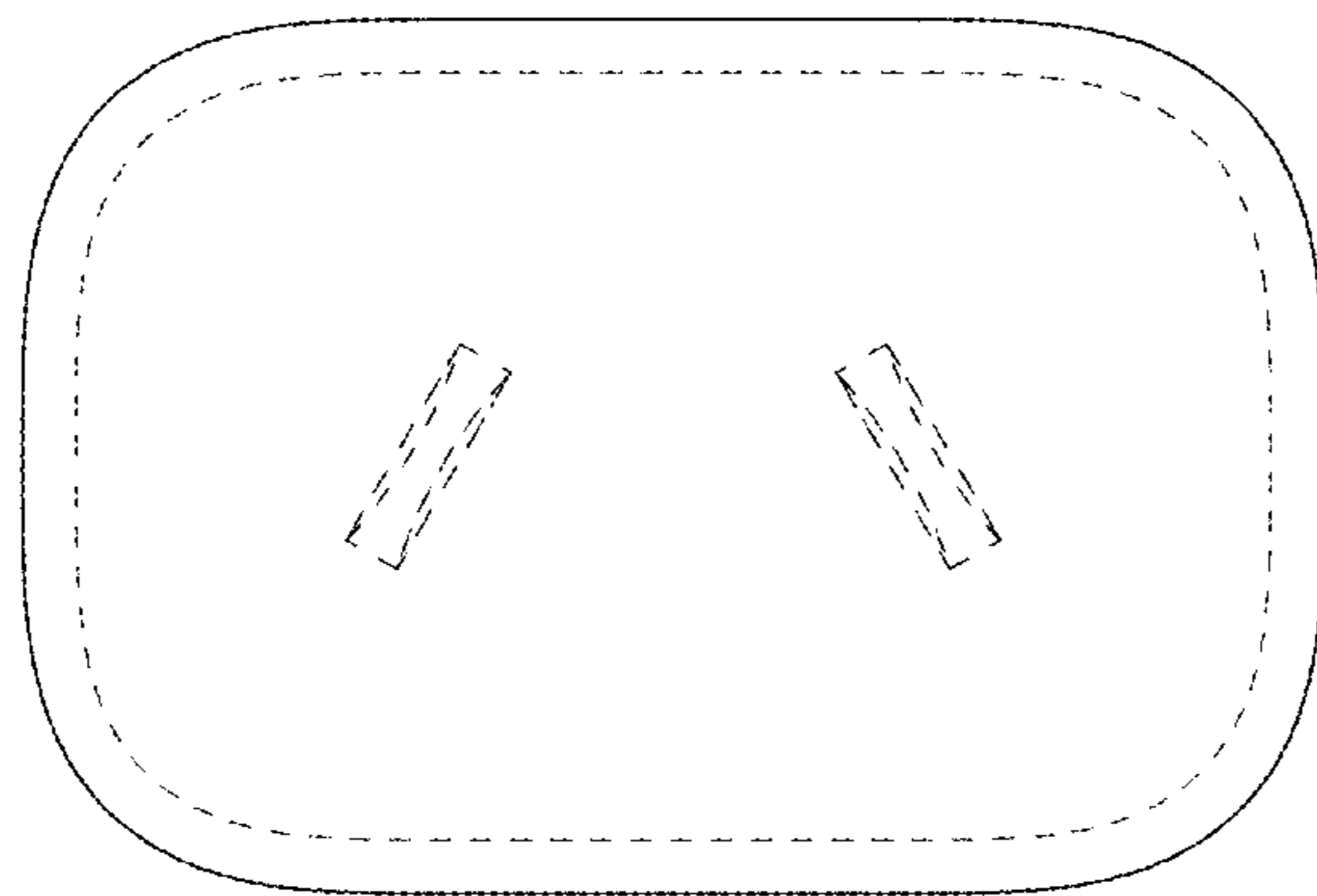


FIG. 7