



US00D778816S

(12) **United States Design Patent**
Tokizaki

(10) **Patent No.:** **US D778,816 S**

(45) **Date of Patent:** **** Feb. 14, 2017**

(54) **AUTOMOBILE TIRE**

(71) Applicant: **THE YOKOHAMA RUBBER CO., LTD.**, Minato-ku, Tokyo (JP)

(72) Inventor: **Hiroshi Tokizaki**, Tokyo (JP)

(73) Assignee: **THE YOKOHAMA RUBBER CO., LTD.**, Minato-ku, Tokyo (JP)

(**) Term: **15 Years**

(21) Appl. No.: **29/542,481**

(22) Filed: **Oct. 14, 2015**

(30) **Foreign Application Priority Data**

Apr. 15, 2015 (JP) 2015-008581

(51) **LOC (10) Cl.** **12-15**

(52) **U.S. Cl.**
USPC **D12/605**

(58) **Field of Classification Search**
USPC D12/605, 604
CPC B60C 13/00; B60C 1/00
See application file for complete search history.

(56) **References Cited**

U.S. PATENT DOCUMENTS

D477,810 S *	7/2003	Budich	D12/605
D626,502 S *	11/2010	Nakamura	D12/605
D639,728 S *	6/2011	Ohashi	D12/605
D670,643 S *	11/2012	Kuwano	D12/605
D673,900 S *	1/2013	Kuwano	D12/605
D674,744 S *	1/2013	Miyazaki	D12/605
D681,546 S *	5/2013	Sato	D12/605
D681,547 S *	5/2013	Sato	D12/605

D689,815 S *	9/2013	Kuwano	D12/605
D695,211 S *	12/2013	Yasunaga	D12/605
D704,131 S *	5/2014	Minami	D12/605
D707,621 S *	6/2014	Tokizaki	D12/605
D709,821 S *	7/2014	Fujita	D12/605
D738,818 S *	9/2015	Sato	D12/605
D740,220 S *	10/2015	Nakamura	D12/605

* cited by examiner

Primary Examiner — George D Kirschbaum

Assistant Examiner — Clese Moore, Jr.

(74) *Attorney, Agent, or Firm* — Banner & Witcoff, Ltd.

(57) **CLAIM**

The ornamental design for an automobile tire, as shown and described.

DESCRIPTION

FIG. 1 is a perspective view of an automobile tire showing our new design;
 FIG. 2 is a front view thereof;
 FIG. 3 is a rear view thereof;
 FIG. 4 is a right side view thereof;
 FIG. 5 is a left side view thereof;
 FIG. 6 is a top view thereof;
 FIG. 7 is a bottom view thereof;
 FIG. 8 is a partially enlarged view of a portion defined by lines 8-8 shown in FIG. 1;
 FIG. 9 is a partially enlarged view of a portion defined by lines 9-9 shown in FIG. 8;
 FIG. 10 is a partially enlarged view of a portion defined by lines 10-10 shown in FIG. 2; and,
 FIG. 11 is a cross sectional view of a portion defined by lines 11-11 shown in FIG. 10.
 The broken lines shown illustrate portions of the automobile tire that form no part of the claimed design.

1 Claim, 6 Drawing Sheets

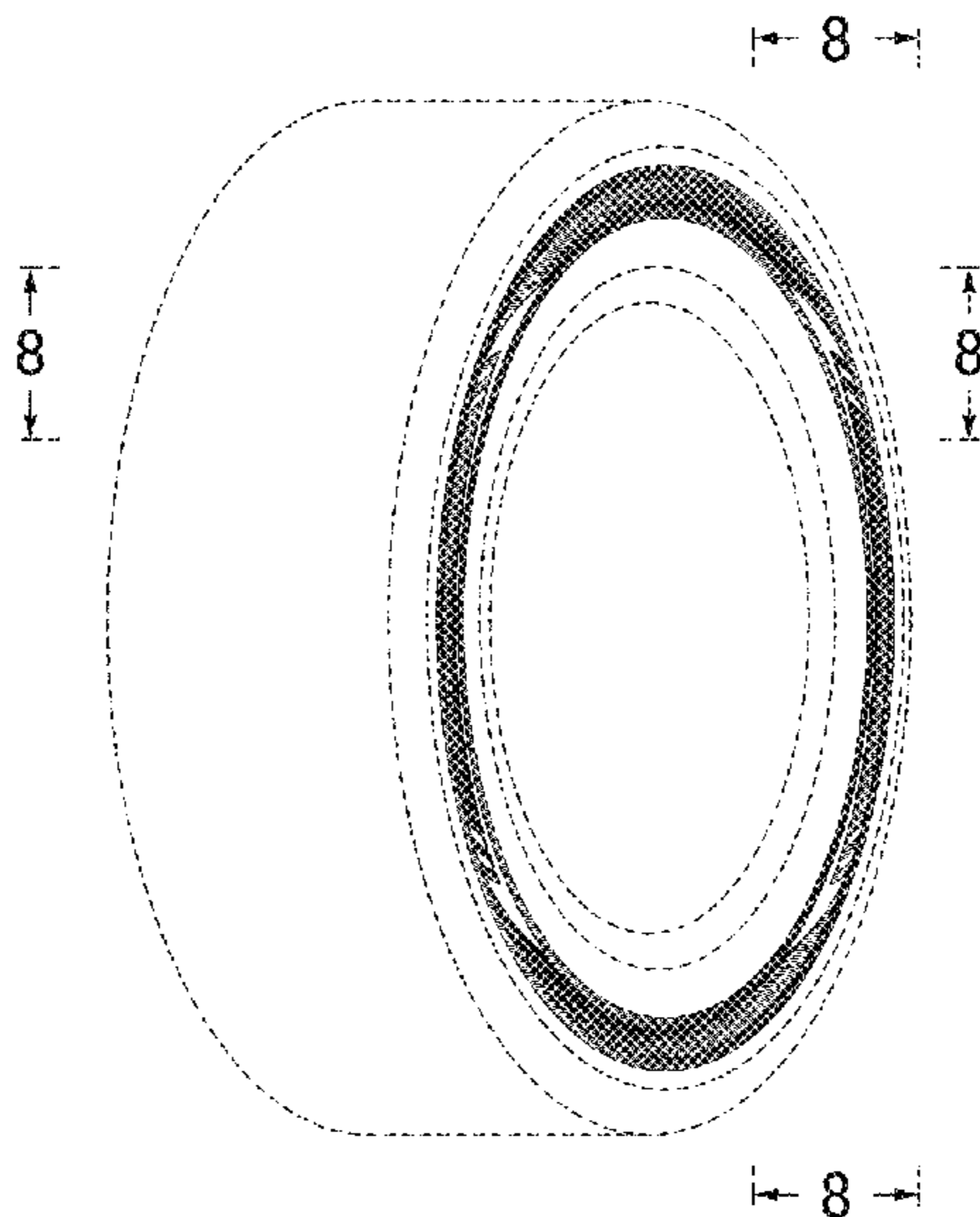


FIG. 1

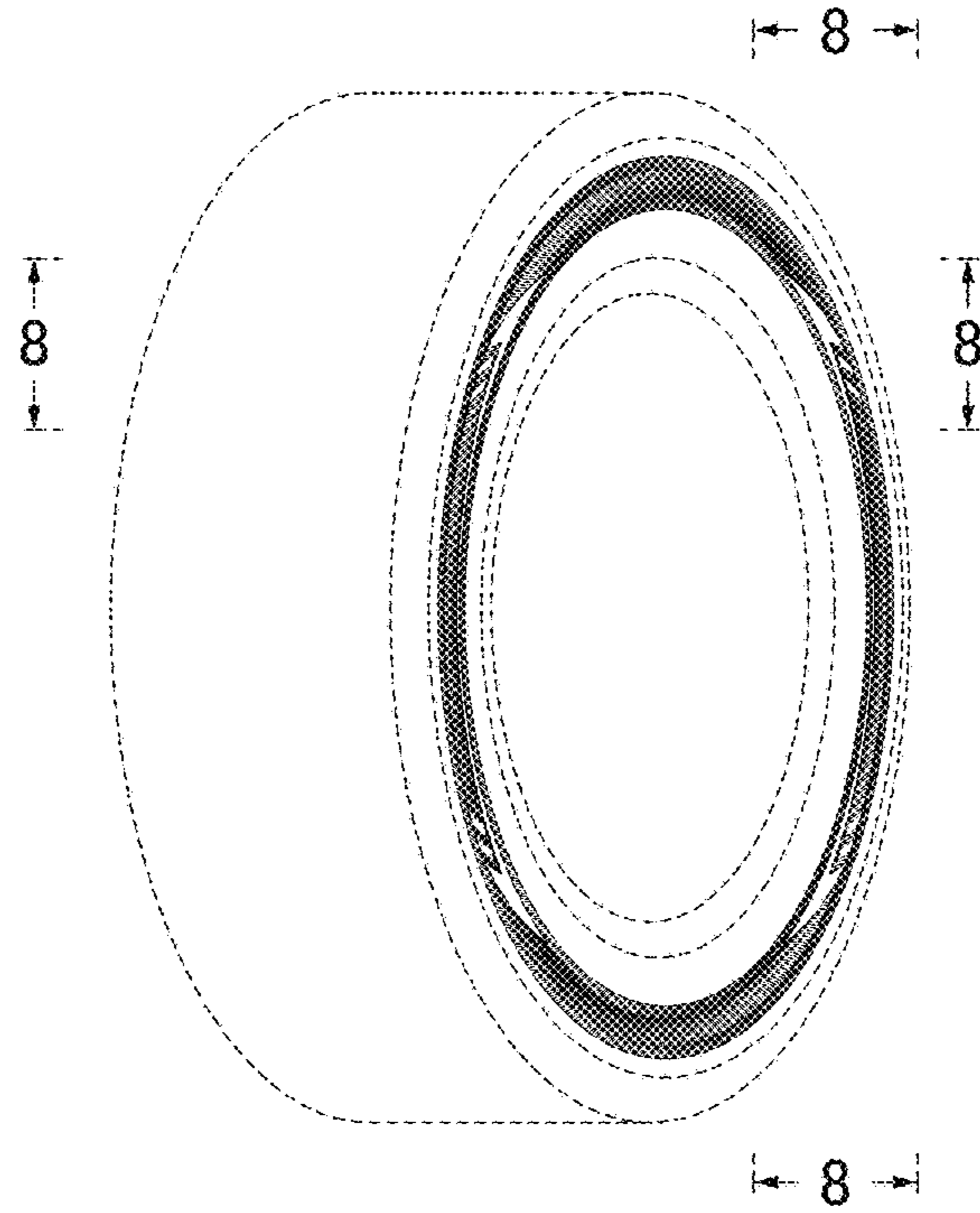


FIG. 2

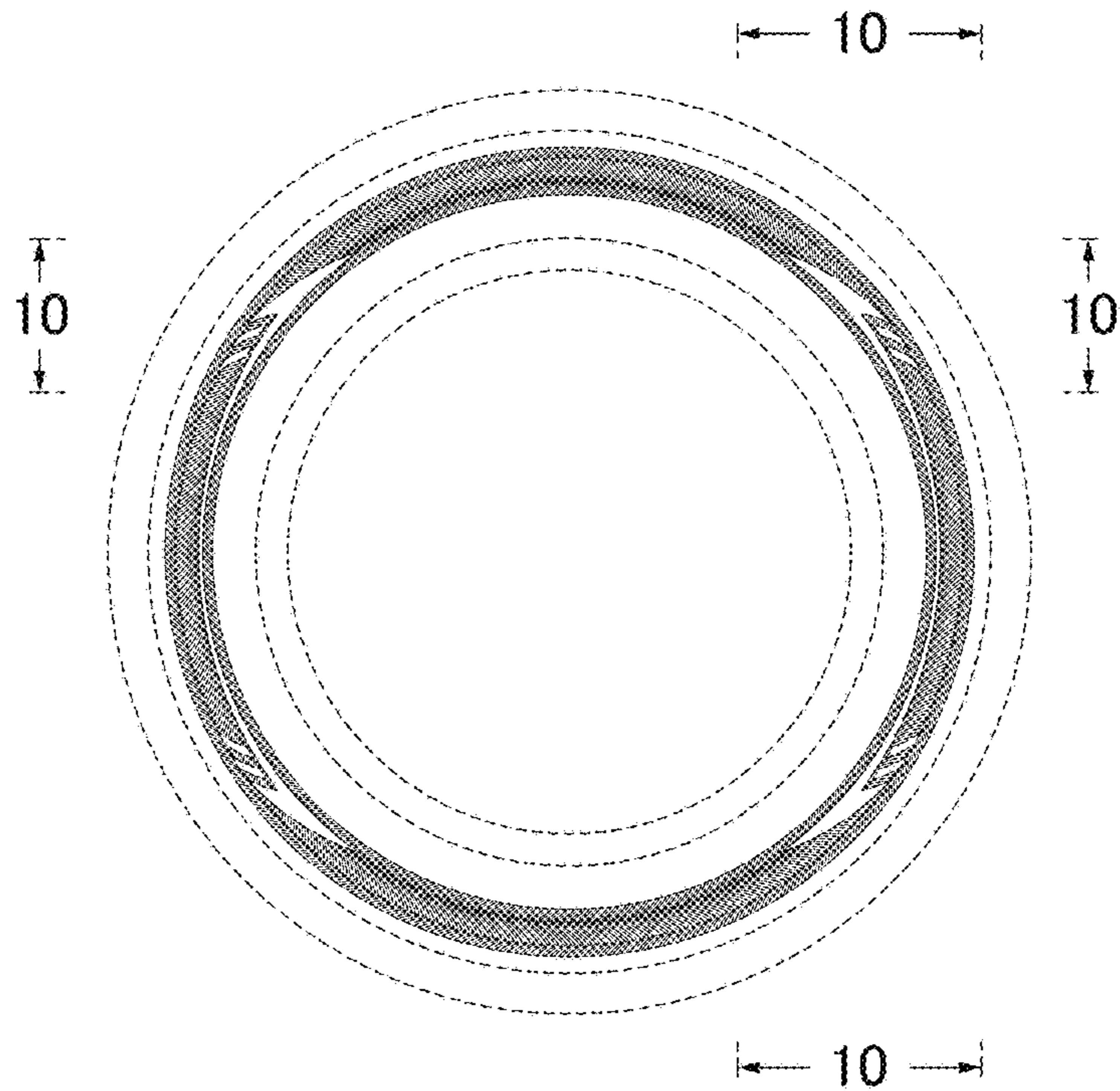


FIG. 3

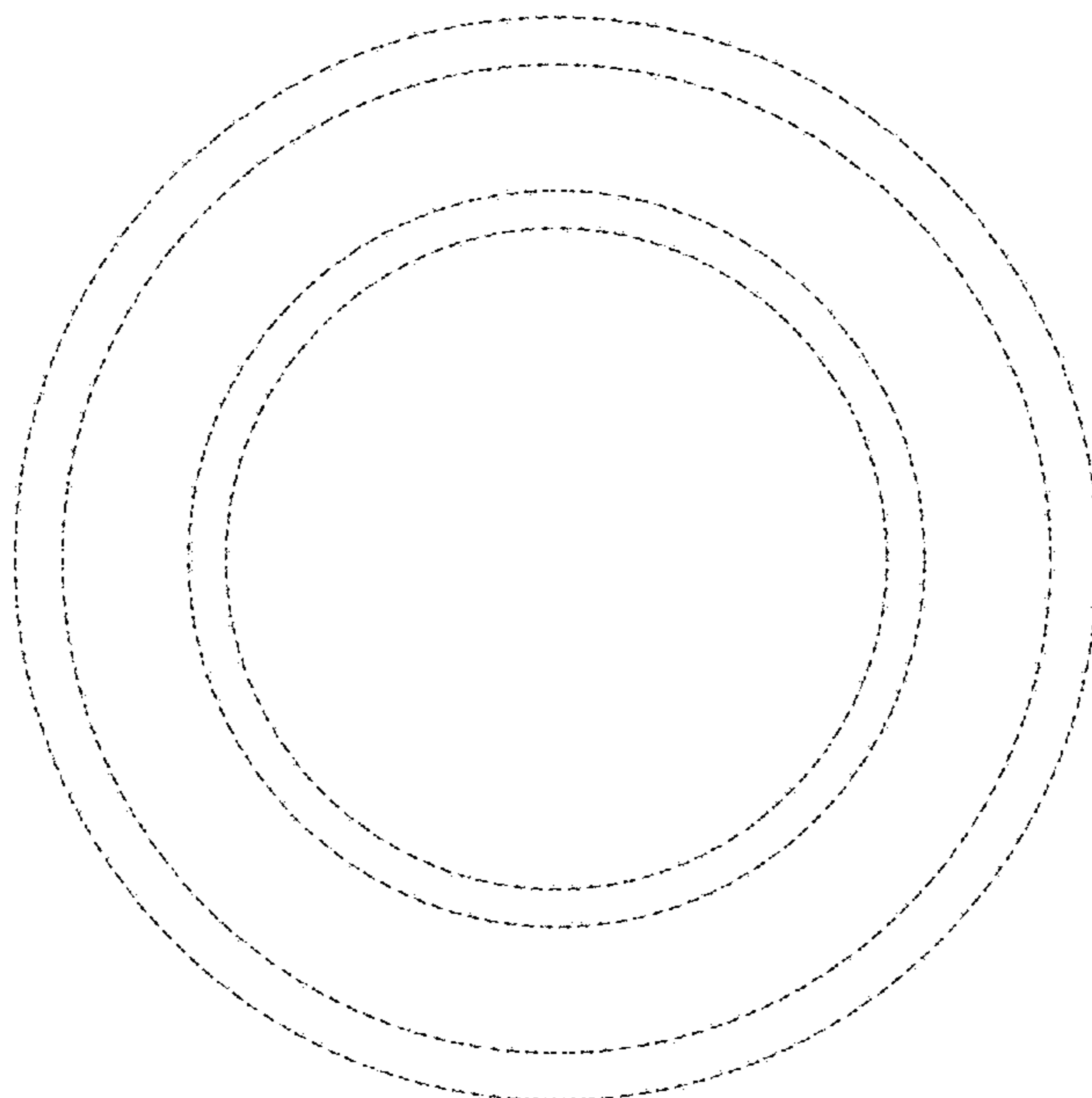


FIG. 4




FIG. 5




FIG. 6




FIG. 7




FIG. 8

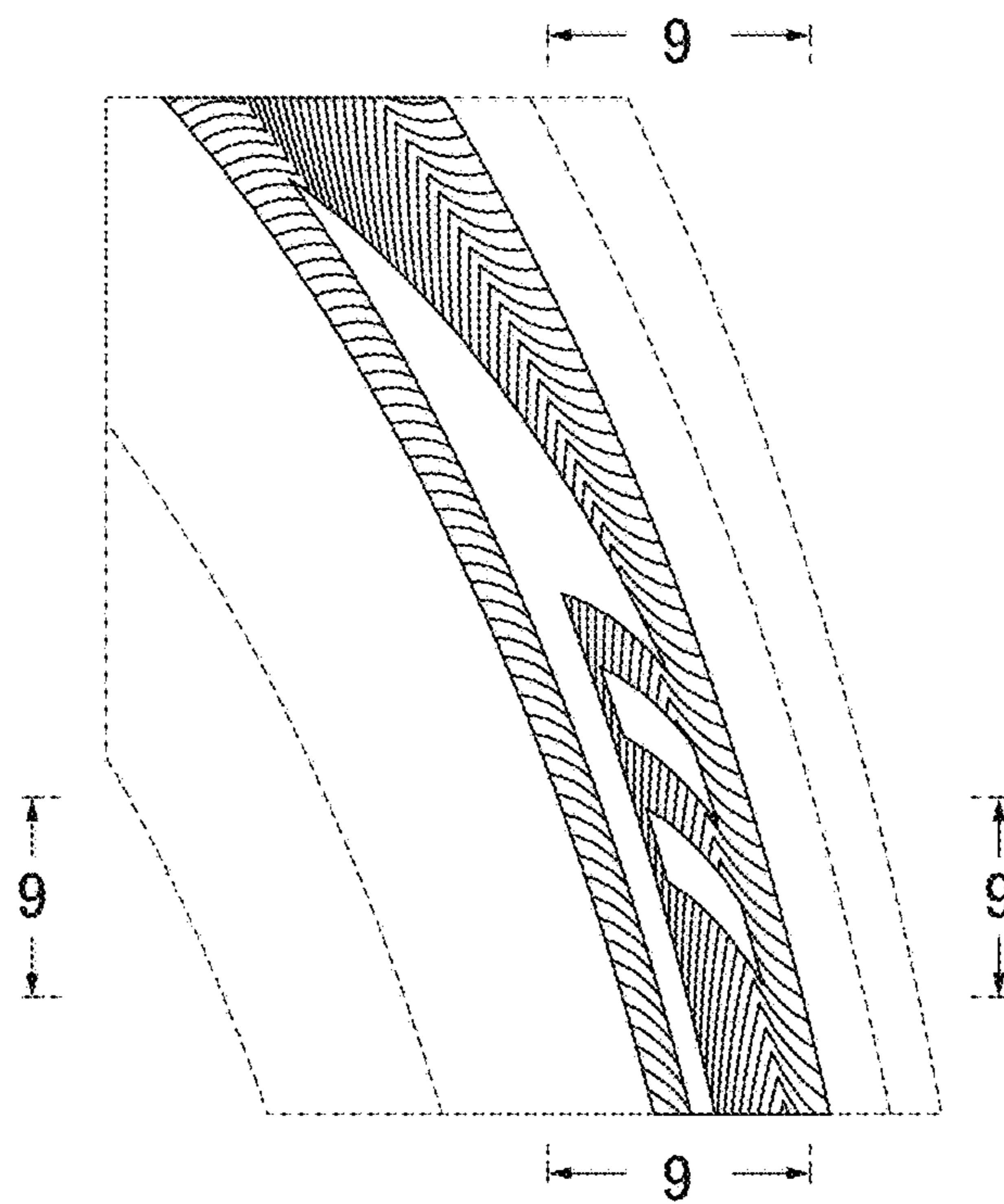


FIG. 9

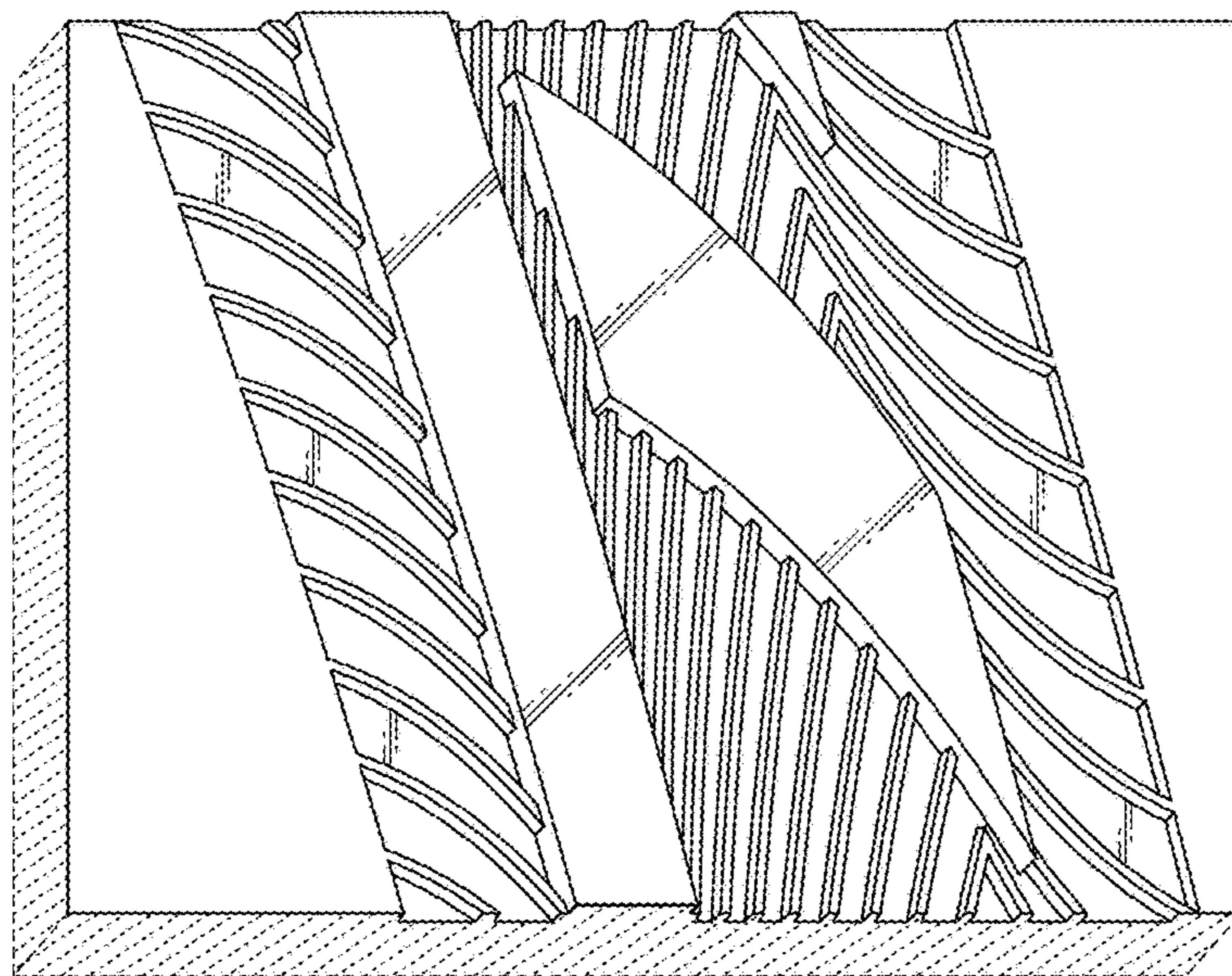


FIG. 10

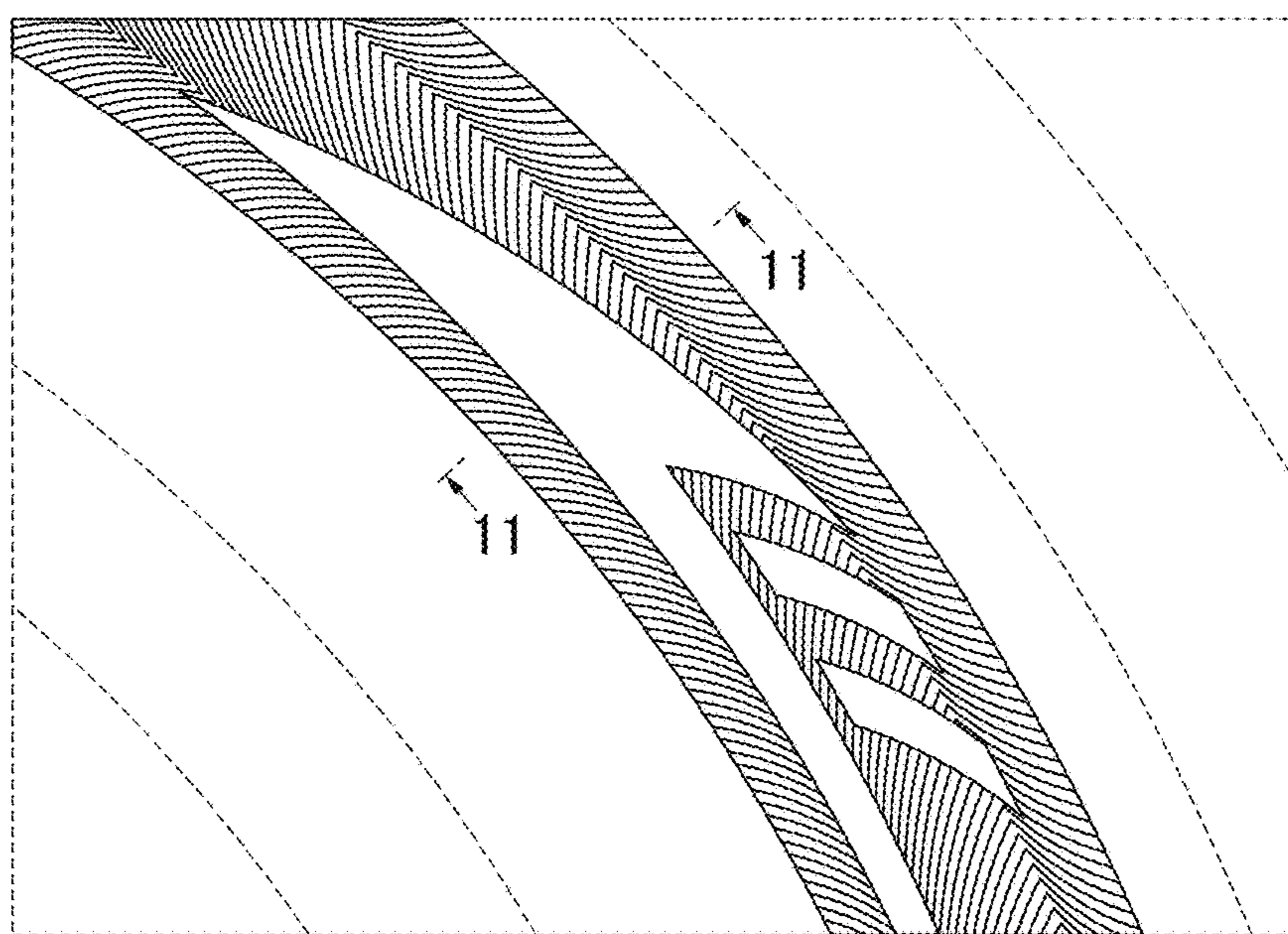


FIG. 11

