



US00D778813S

(12) **United States Design Patent** (10) **Patent No.:** **US D778,813 S**  
**Ropars** (45) **Date of Patent:** **\*\* Feb. 14, 2017**

(54) **PNEUMATIC TIRE**  
(71) Applicant: **Olivier Ropars**, Clermont-Ferrand (FR)  
(72) Inventor: **Olivier Ropars**, Clermont-Ferrand (FR)  
(73) Assignees: **COMPAGNIE GENERALE DES ETABLISSEMENTS MICHELIN (FR); MICHELIN RECHERCHE ET TECHNIQUE S.A. (CH)**  
(\*\*) Term: **14 Years**  
(21) Appl. No.: **29/513,835**  
(22) Filed: **Jan. 6, 2015**

D753,052 S \* 4/2016 Kato ..... D12/584  
\* cited by examiner  
*Primary Examiner* — George D Kirschbaum  
*Assistant Examiner* — Clese Moore, Jr.  
(74) *Attorney, Agent, or Firm* — Dickinson Wright PLLC

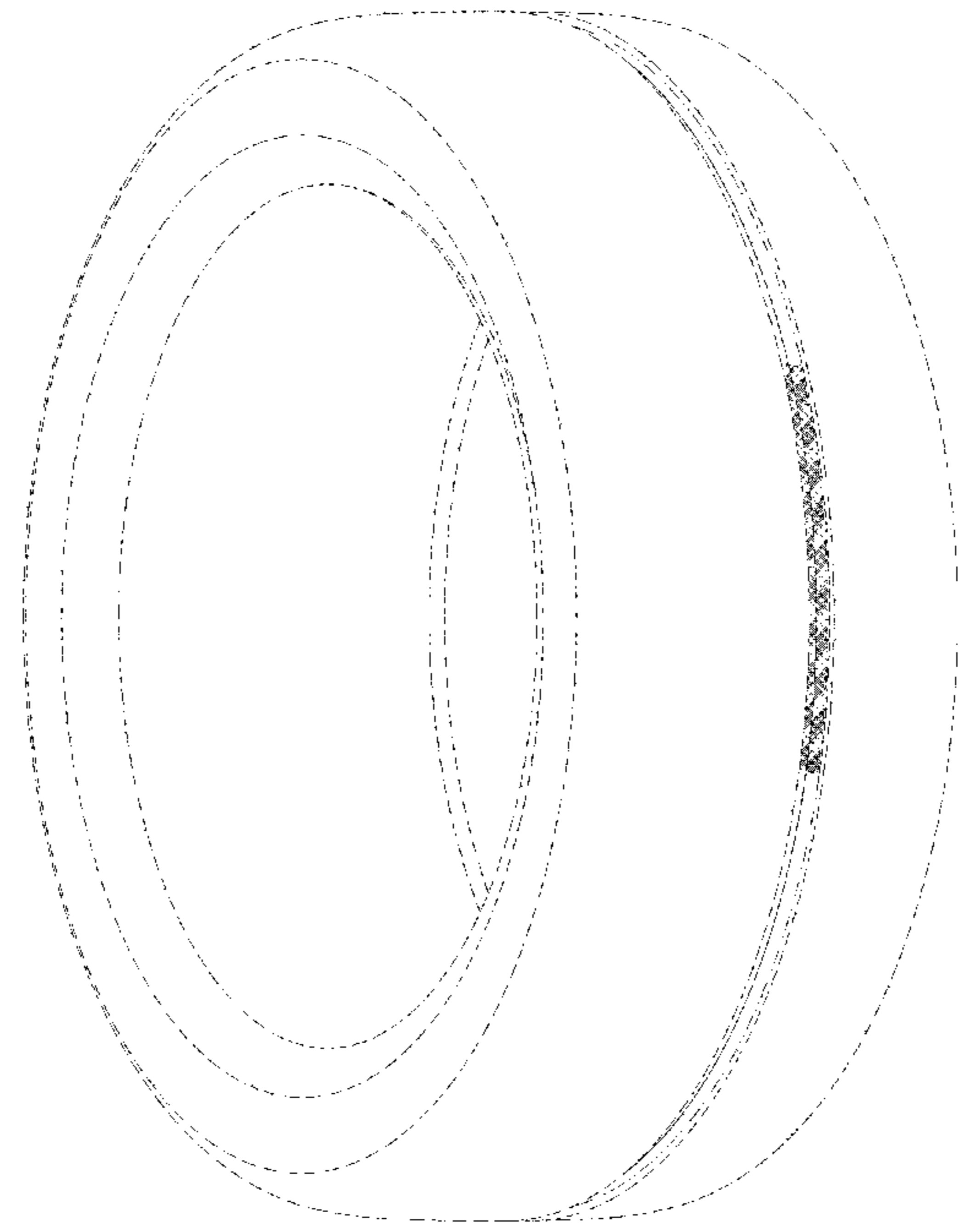
(30) **Foreign Application Priority Data**  
Jul. 9, 2014 (FR) ..... 14/2982  
(51) **LOC (10) Cl.** ..... **12-15**  
(52) **U.S. Cl.**  
USPC ..... **D12/604**  
(58) **Field of Classification Search**  
USPC ..... D12/604, 605, 504, 581, 582, 584, 585,  
D12/586, 588, 590, 599, 600, 601, 900,  
D12/901, 502, 506, 507, 511, 573  
CPC .. B60C 11/03; B60C 11/0302; B60C 11/0304;  
B60C 11/0306; B60C 11/0309; B60C  
11/1236  
See application file for complete search history.

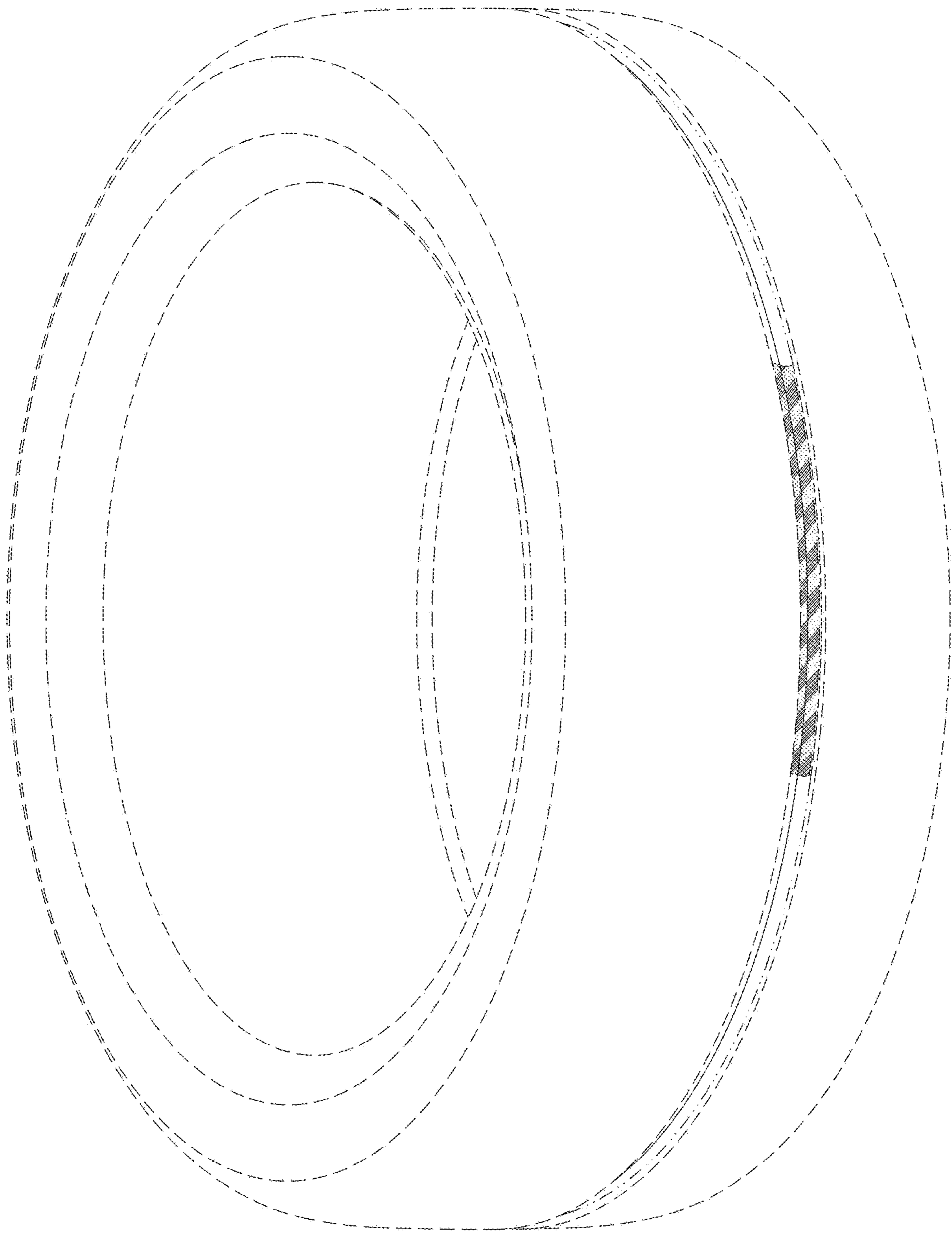
(57) **CLAIM**  
The ornamental design for a pneumatic tire, as shown and described.

(56) **References Cited**  
U.S. PATENT DOCUMENTS  
D451,056 S \* 11/2001 Webb ..... D12/604  
D669,841 S \* 10/2012 Kiwaki ..... D12/584  
D748,045 S \* 1/2016 Kitamura ..... D12/584


**DESCRIPTION**  
FIG. 1 is a perspective view of a pneumatic tire according to my new design;  
FIG. 2 is a front view of a pneumatic tire according to my new design;  
FIG. 3 is a side view of a pneumatic tire according to my new design;  
FIG. 4 is a side view of a pneumatic tire according to my new design, taken from the opposite side shown in FIG. 3; and,  
FIG. 5 is an enlarged, partial view of the pneumatic tire of FIG. 1.  
In the drawings, the broken lines depict environmental subject matter that forms no part of the claimed design. The dash-dot lines represent the boundary of the claimed design. The claimed design is understood to repeat uniformly about the circumference of the tire, as shown schematically via a solid line.

**1 Claim, 5 Drawing Sheets**

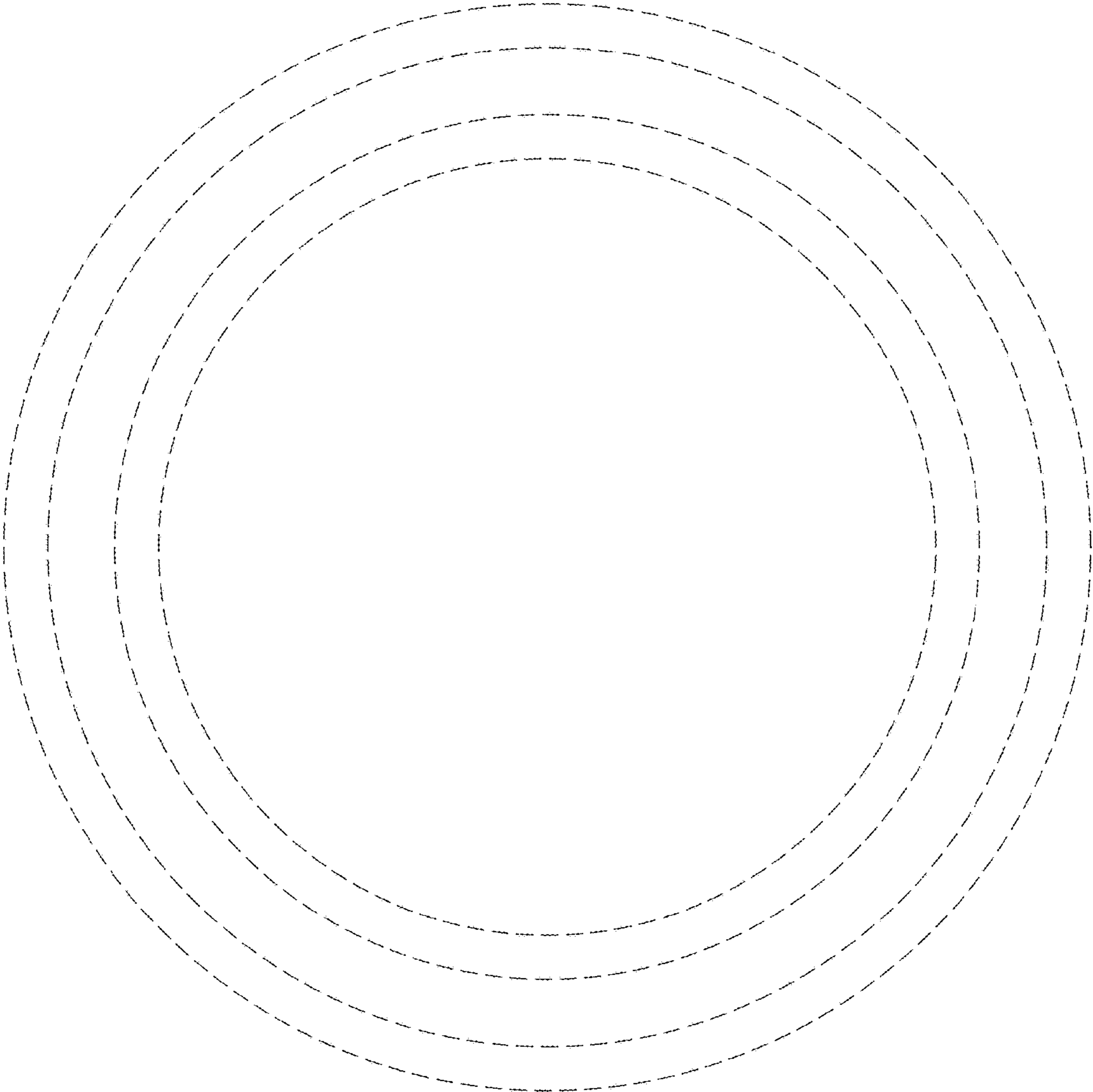




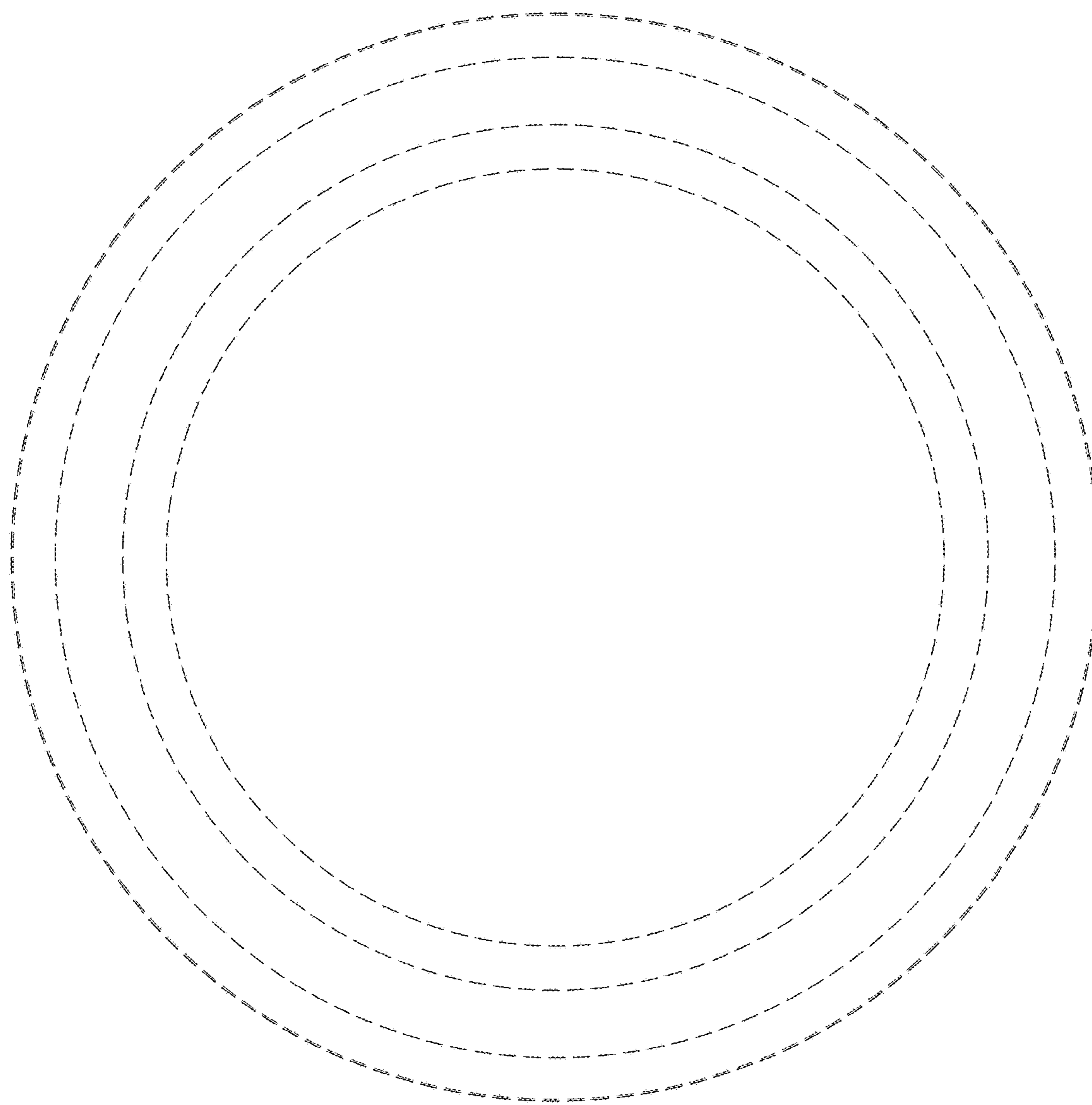
**FIG. 1**



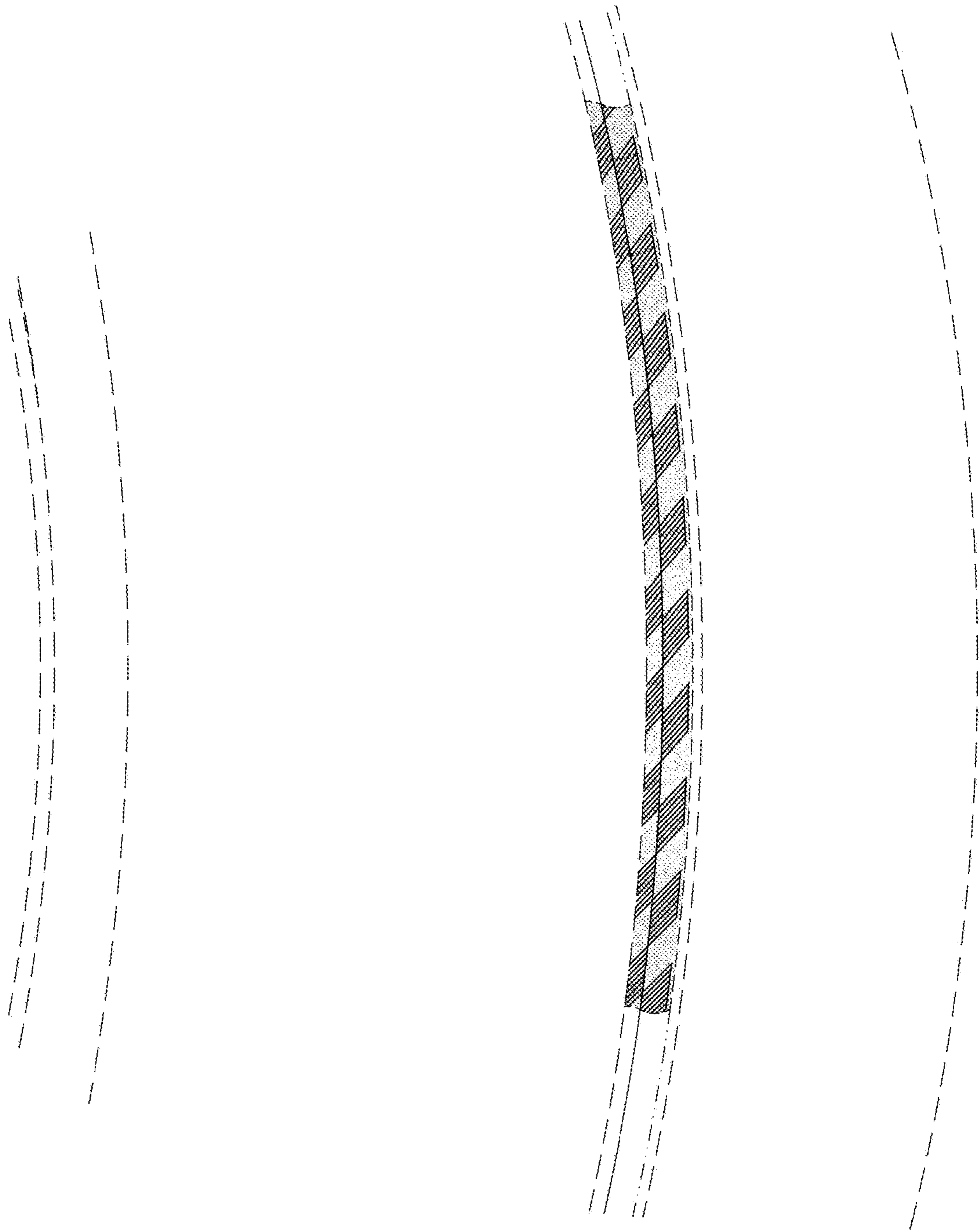
**FIG. 2**



**FIG. 3**



**FIG. 4**



**FIG. 5**