



US00D778810S

(12) **United States Design Patent**  
**Wu et al.**

(10) **Patent No.:** **US D778,810 S**

(45) **Date of Patent:** **\*\* Feb. 14, 2017**

(54) **TIRE TREAD**

(71) Applicants: **Calvin M. Wu**, Findlay, OH (US);  
**Robert J. Drake**, Forest, OH (US)

(72) Inventors: **Calvin M. Wu**, Findlay, OH (US);  
**Robert J. Drake**, Forest, OH (US)

(73) Assignee: **COOPER TIRE & RUBBER**  
**COMPANY**, Findlay, OH (US)

(\*\*) Term: **14 Years**

(21) Appl. No.: **29/503,391**

(22) Filed: **Sep. 25, 2014**

(51) **LOC (10) Cl.** ..... **12-15**

(52) **U.S. Cl.**  
USPC ..... **D12/594**

(58) **Field of Classification Search**  
USPC ..... 152/5, 151, 152.1, 167, 208,  
152/209.1–209.28, 246, 450, 526, 527,  
152/532, 535, 538, 541; D12/145,  
D12/500–605, 900–901  
CPC ..... B60C 11/00–11/246; B60C 2011/0337;  
B60C 2011/0339; B60C 2011/0386; B60C  
3/00–3/08; B60C 1/00; B60C 2200/00;  
B60C 2200/02; B60C 2200/04; B60C  
2200/06; B60C 2200/065; B60C 2200/08;  
B60C 2200/10; B60C 2200/12; B60C  
2200/14; B60C 7/00; B60C 7/02; B60C  
7/04; B60C 7/06; B60C 7/08; B60C 5/00;  
B60C 13/00

See application file for complete search history.

(56) **References Cited**

U.S. PATENT DOCUMENTS

D641,689	S	*	7/2011	Lamb	.....	D12/600
D651,165	S	*	12/2011	Grote	.....	D12/599
D670,236	S	*	11/2012	Drake	.....	D12/600
D736,145	S	*	8/2015	Jacobs	.....	D12/594
D736,694	S	*	8/2015	Jacobs	.....	D12/594
2009/0107601	A1	*	4/2009	Niknam	.....	B60C 11/0306 152/209.18
2015/0306917	A1	*	10/2015	Reinhardt	.....	B60C 11/1236 152/209.15

\* cited by examiner

*Primary Examiner* — Manpreet Matharu

*Assistant Examiner* — Keith Wilson

(74) *Attorney, Agent, or Firm* — Fay Sharpe LLP

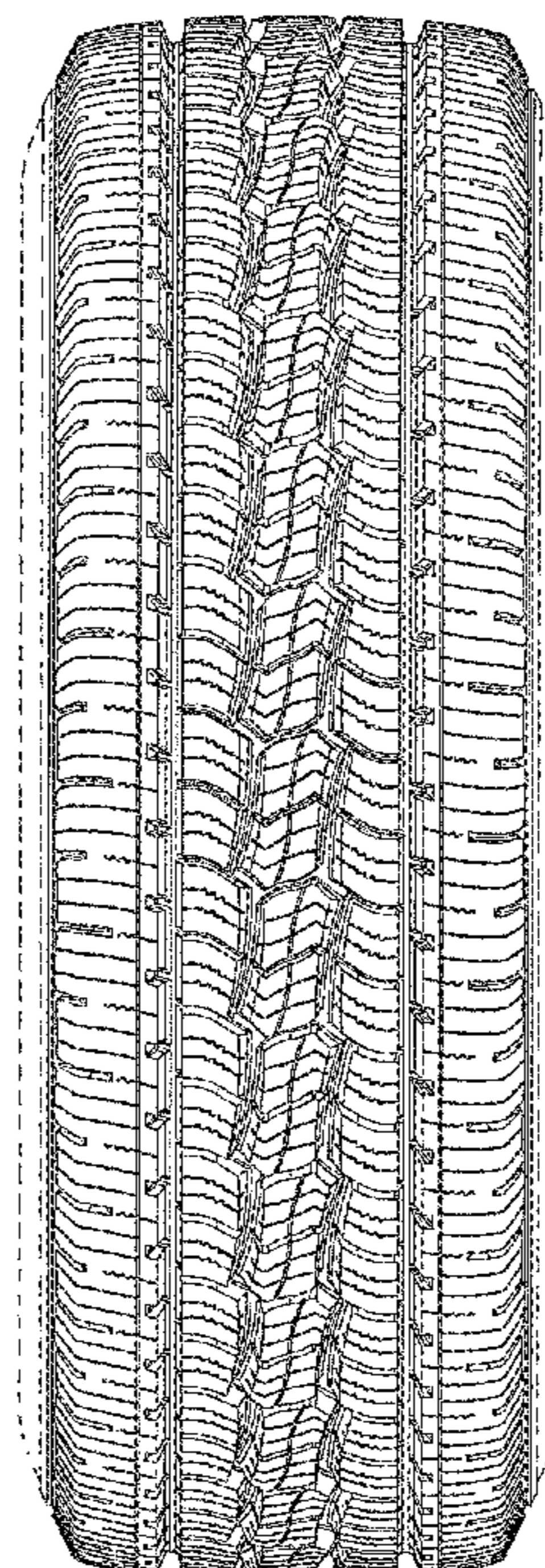
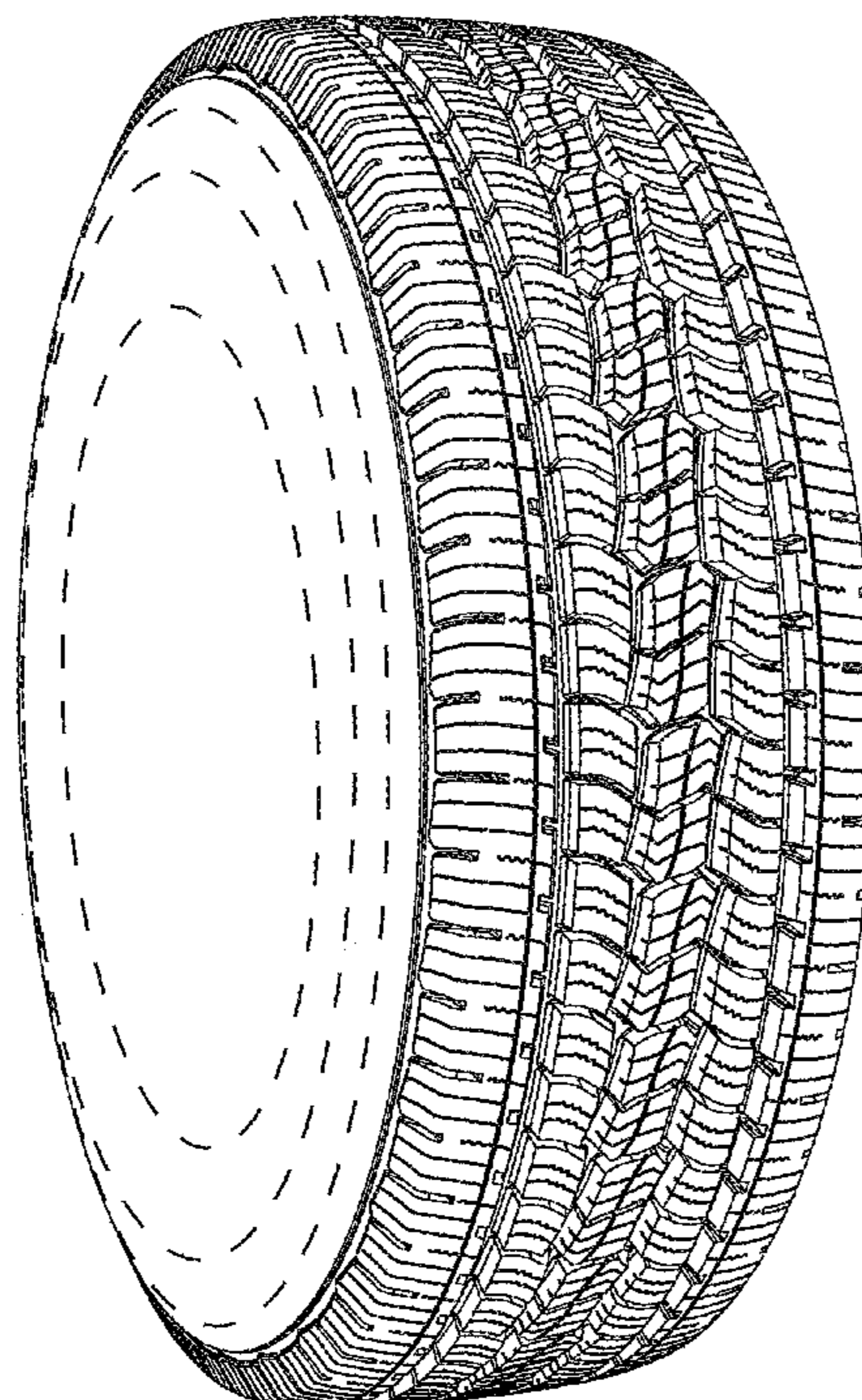
(57) **CLAIM**

The ornamental design for a tire tread, as shown and described.

**DESCRIPTION**

FIG. 1 is a perspective view of a tire tread;  
FIG. 2 is a front view thereof;  
FIG. 3 is a side view thereof (and the other side view is identical).  
FIG. 4 is an enlarged partial front view thereof; and,  
FIG. 5 is an enlarged partial side view thereof.  
The broken line showings of the sidewall, inner bead, and up to the peripheral boundary between the tire tread and sidewall are included for the purpose of illustrating environment and form no part of the claim.

**1 Claim, 5 Drawing Sheets**



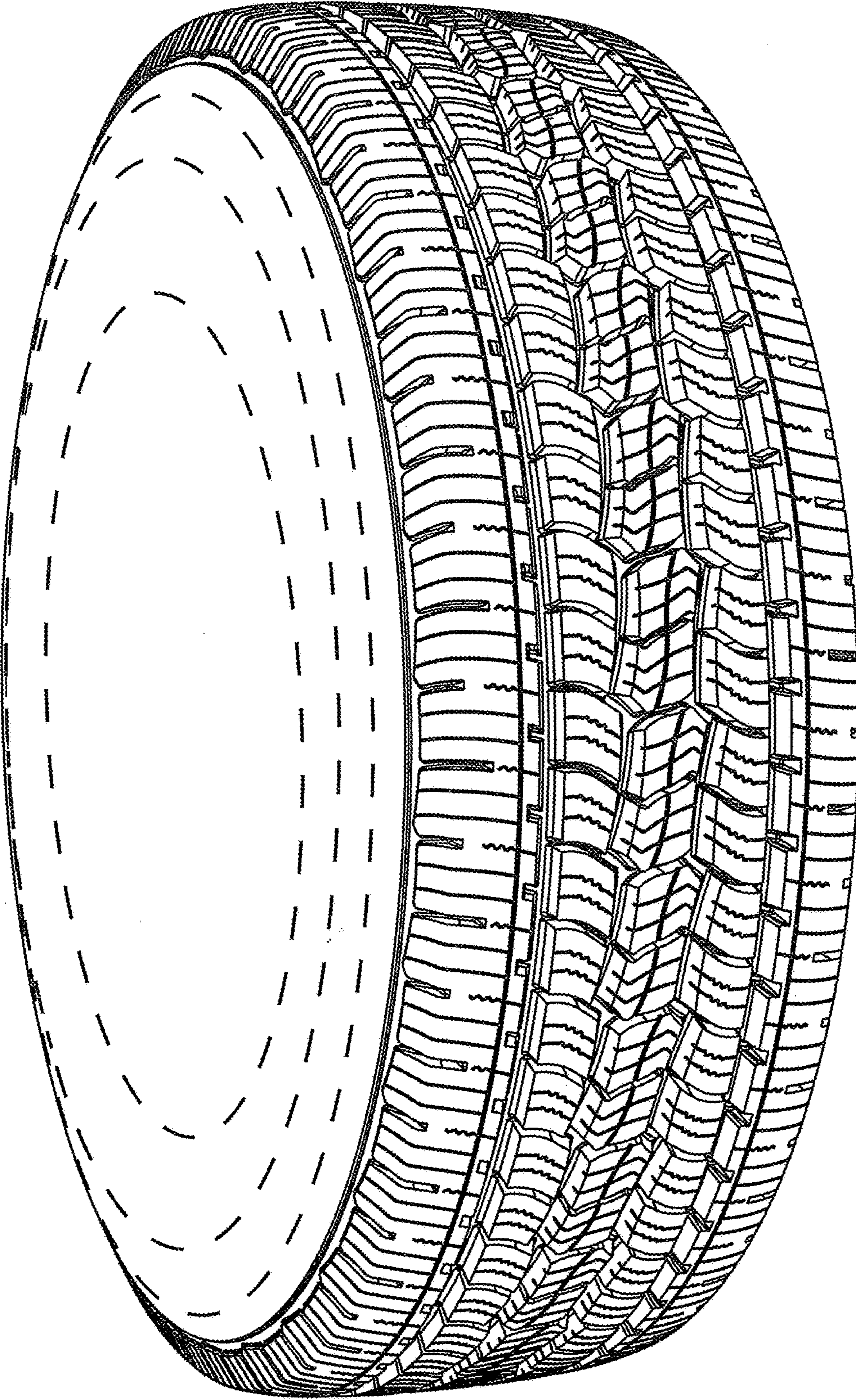


FIG. 1

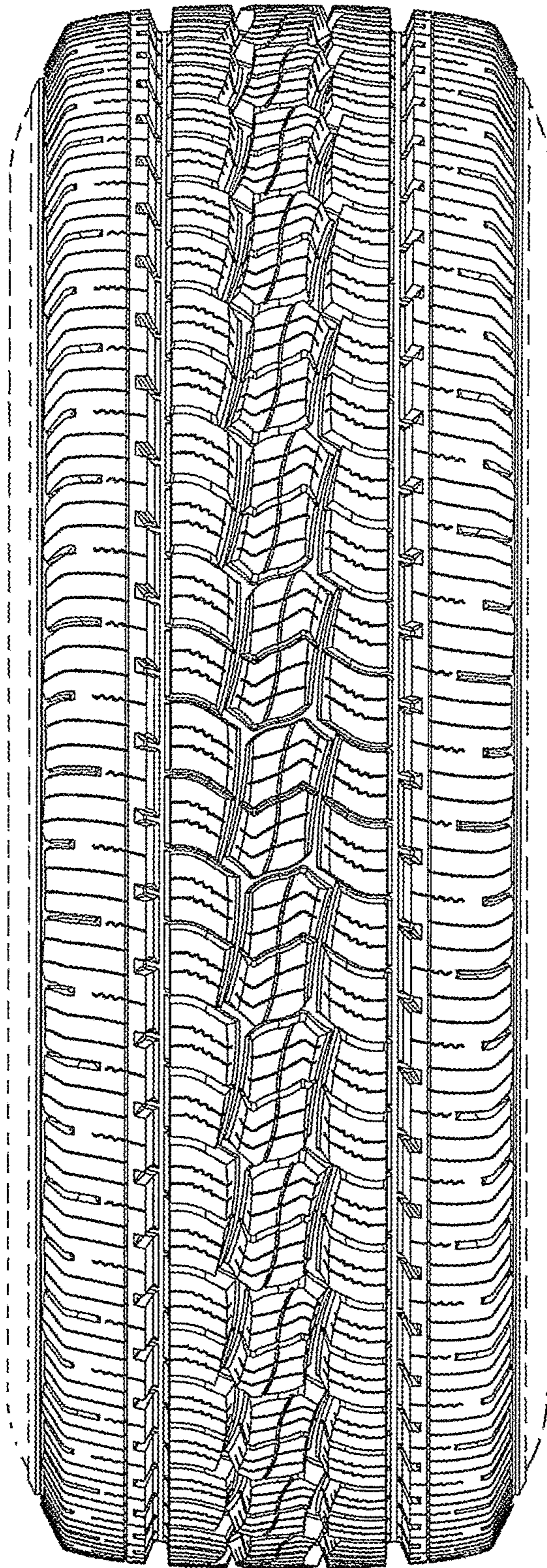


FIG. 2

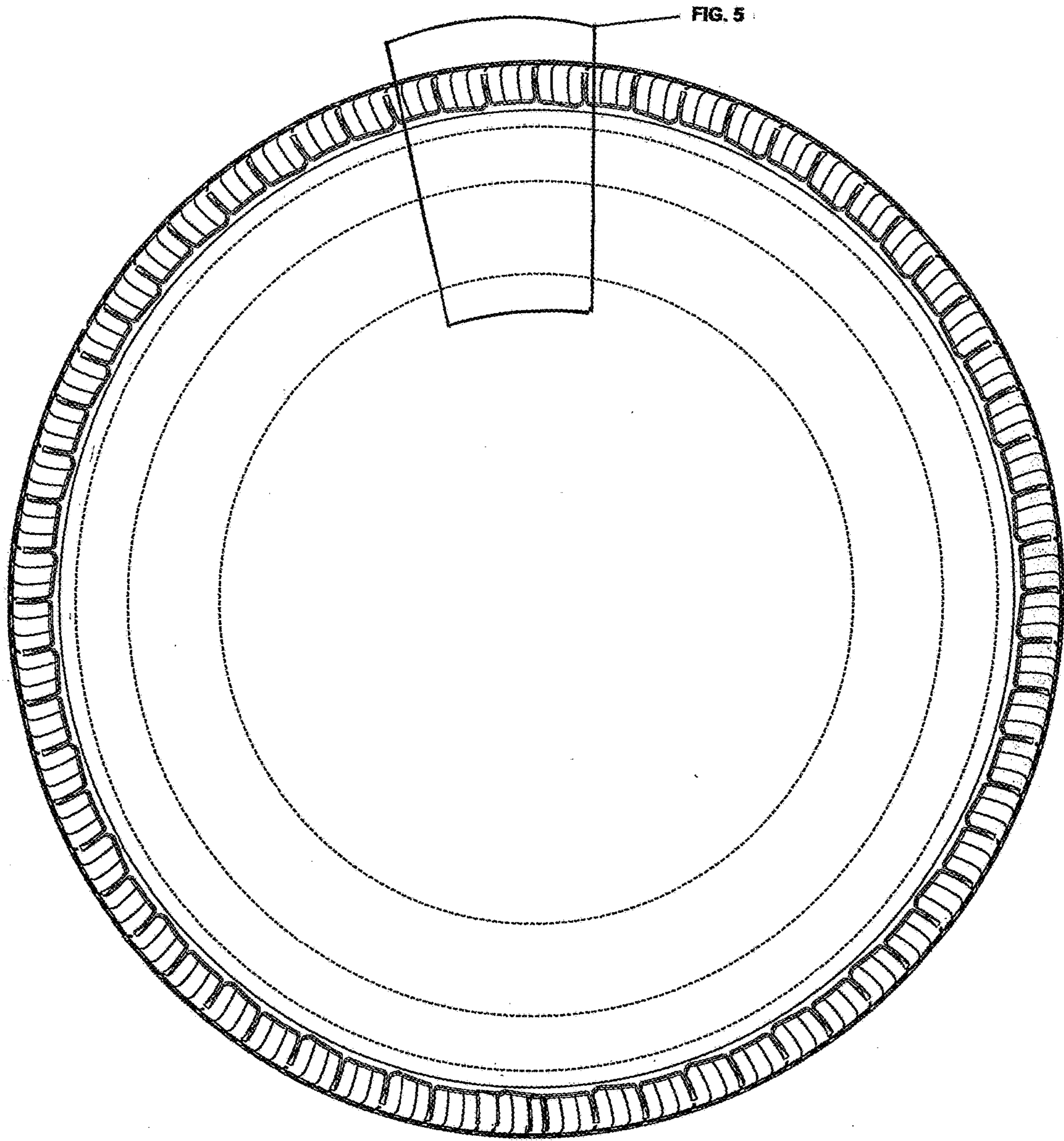


FIG. 3

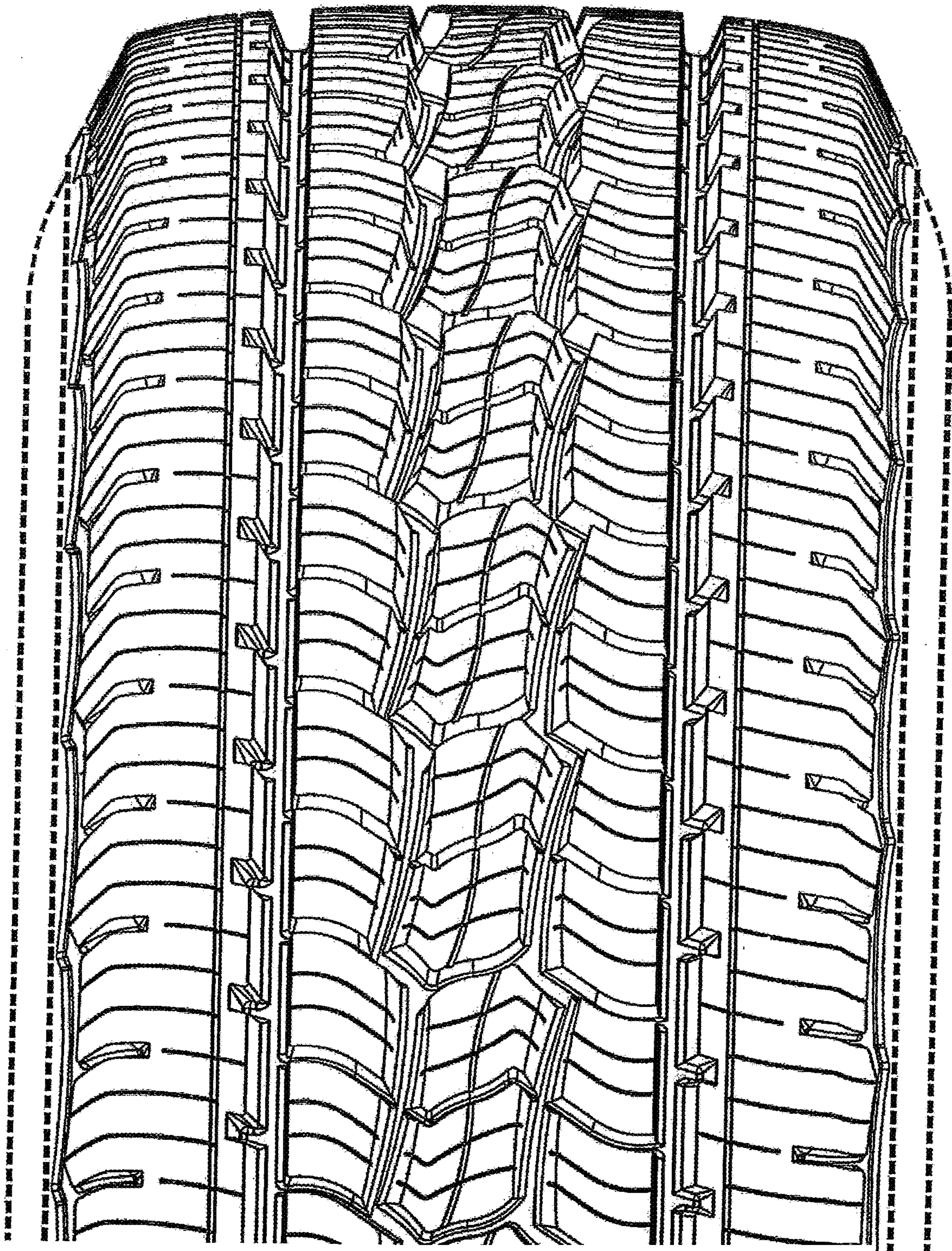


FIG. 4

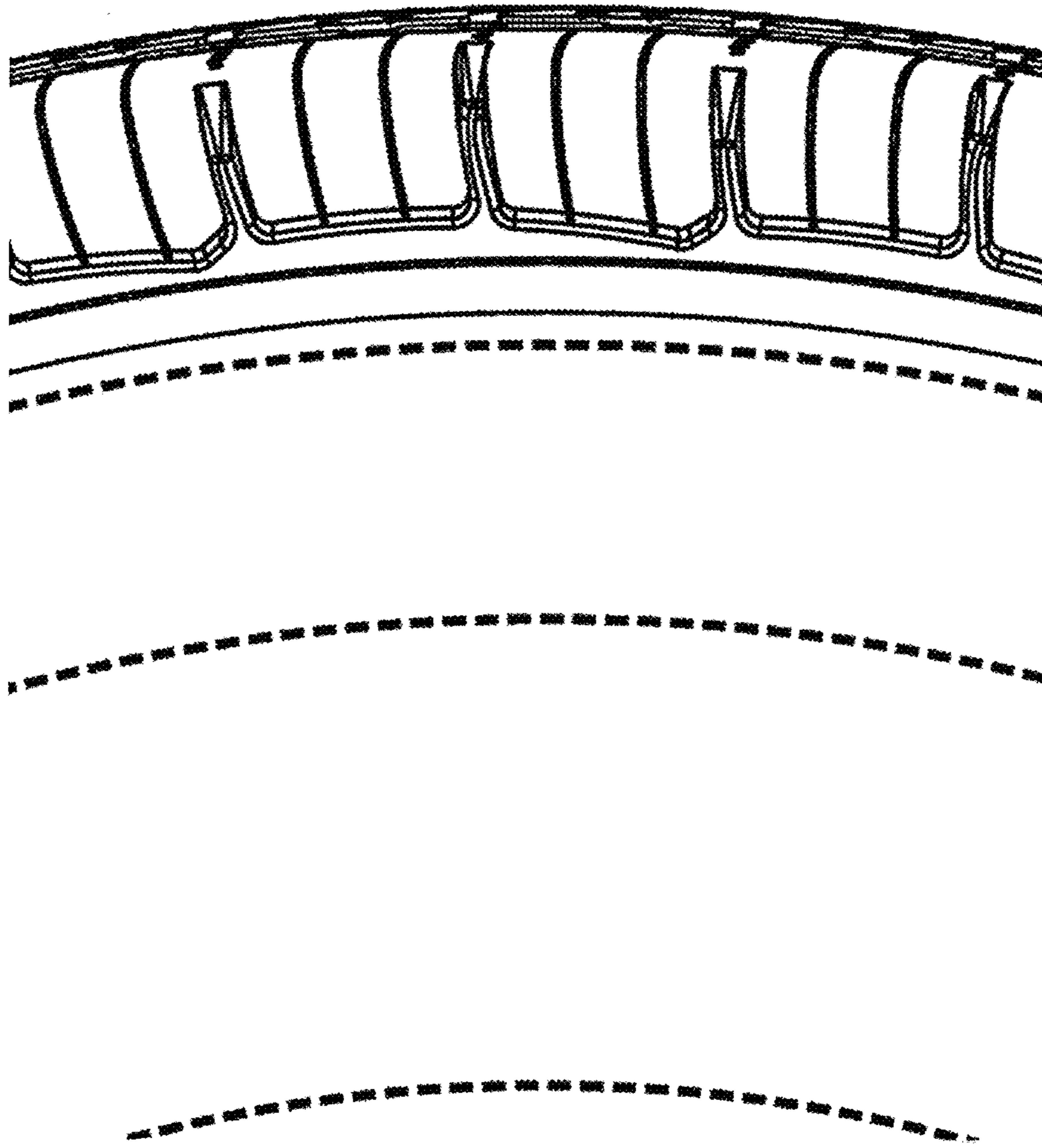


FIG. 5