



US00D778788S

(12) **United States Design Patent** (10) **Patent No.:** **US D778,788 S**  
**Tsai** (45) **Date of Patent:** **\*\* Feb. 14, 2017**

(54) **BICYCLE RACK**  
(71) Applicant: **PRETTY STAR STORE LLC**,  
Rowland Heights, CA (US)  
(72) Inventor: **Tsung-Yu Tsai**, Changhua (TW)  
(73) Assignee: **PRETTY STAR STORE LLC**,  
Rowland Heights, CA (US)

(\*\*) Term: **15 Years**  
(21) Appl. No.: **29/528,399**

(22) Filed: **May 28, 2015**  
(51) **LOC (10) Cl.** ..... **12-11**  
(52) **U.S. Cl.**  
USPC ..... **D12/115**  
(58) **Field of Classification Search**  
USPC ..... D12/115, 120, 402, 406, 407; D6/629;  
D19/75, 77, 78, 86, 90  
CPC ..... B62H 3/00; B62H 3/04; B62H 3/08;  
B62H 3/10; B60R 9/06; B60R 9/10  
See application file for complete search history.

(56) **References Cited**

**U.S. PATENT DOCUMENTS**

D201,143 S \* 5/1965 Vigilante ..... 211/22  
3,785,500 A \* 1/1974 Kennelly ..... B62H 3/04  
211/21  
D245,596 S \* 8/1977 Cohen ..... D12/115  
D301,217 S \* 5/1989 Mailhot ..... D12/115  
D369,576 S \* 5/1996 Johnson ..... D12/115  
6,257,419 B1 \* 7/2001 Kamysiak ..... B62H 3/00  
211/22  
D507,511 S \* 7/2005 Lassanske ..... D12/115  
D514,034 S \* 1/2006 Richardson ..... D12/115

D583,716 S \* 12/2008 Ross ..... D12/115  
D591,649 S \* 5/2009 Koshes ..... D12/115  
D602,403 S \* 10/2009 Shaha ..... D12/115  
D623,095 S \* 9/2010 Nusbaum ..... D12/115  
D623,991 S \* 9/2010 Nusbaum ..... D12/115  
D719,491 S \* 12/2014 Rayl ..... D12/115  
D719,492 S \* 12/2014 Rayl ..... D12/115  
D730,247 S \* 5/2015 Weeks ..... D12/115  
D761,701 S \* 7/2016 Jobe ..... D12/115  
2004/0251219 A1 \* 12/2004 Zimmerman ..... B62H 3/06  
211/17  
2006/0266717 A1 \* 11/2006 Tsai ..... B62H 3/00  
211/17  
2013/0264297 A1 \* 10/2013 Long ..... B62H 3/04  
211/20

\* cited by examiner

*Primary Examiner* — George D. Kirschbaum

*Assistant Examiner* — Clese Moore, Jr.

(74) *Attorney, Agent, or Firm* — Muncy, Geissler, Olds & Lowe, P.C.

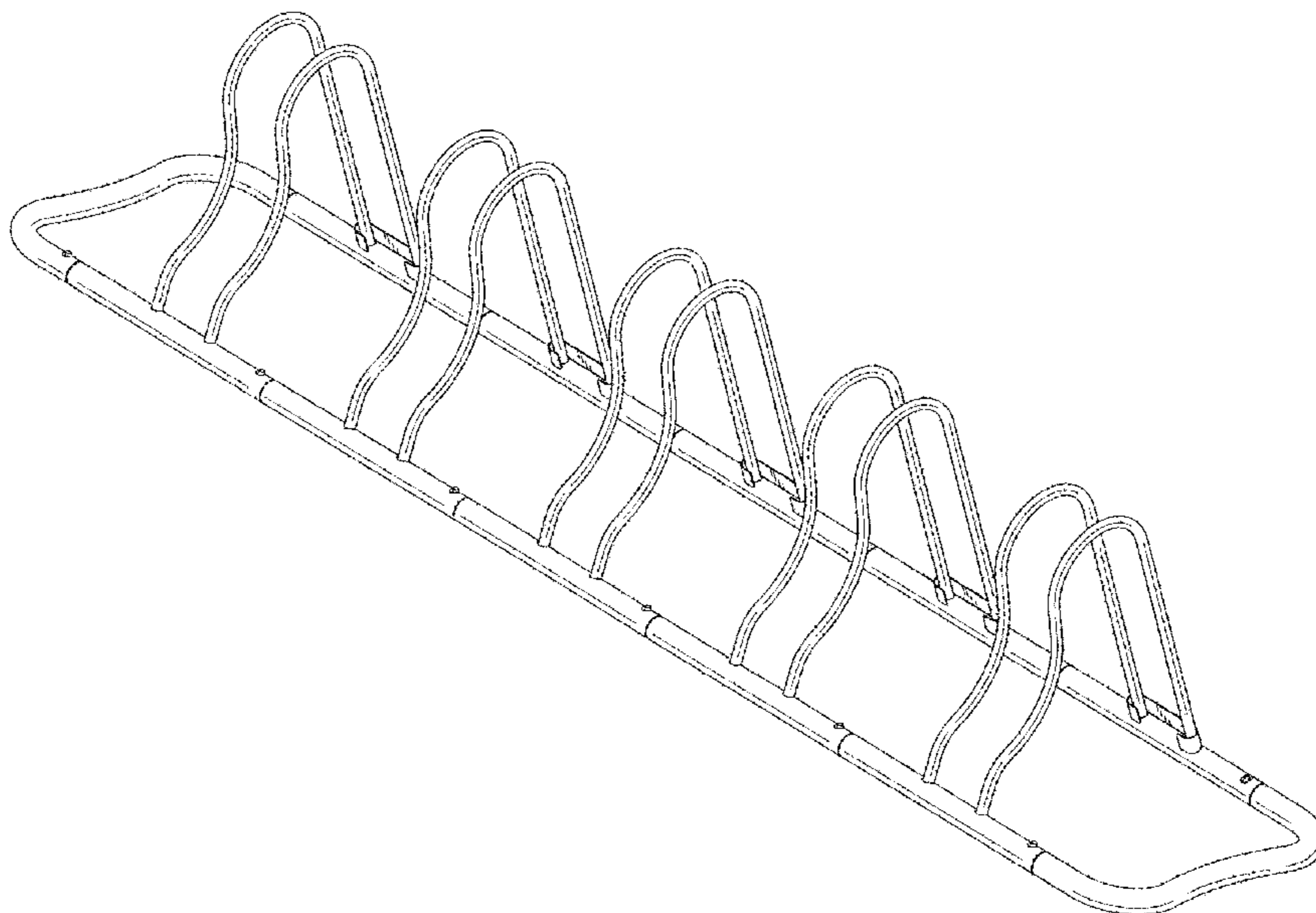
(57) **CLAIM**

The ornamental design for a bicycle rack, as shown and described.

**DESCRIPTION**

FIG. 1 is a perspective view of a bicycle rack;  
FIG. 2 is a front view thereof;  
FIG. 3 is a rear view thereof;  
FIG. 4 is a left view thereof;  
FIG. 5 is a right view thereof;  
FIG. 6 is a top plan view thereof; and,  
FIG. 7 is a bottom plan view thereof.  
The broken lines shown illustrate portions of the bicycle rack that form no part of the claimed design.

**1 Claim, 5 Drawing Sheets**



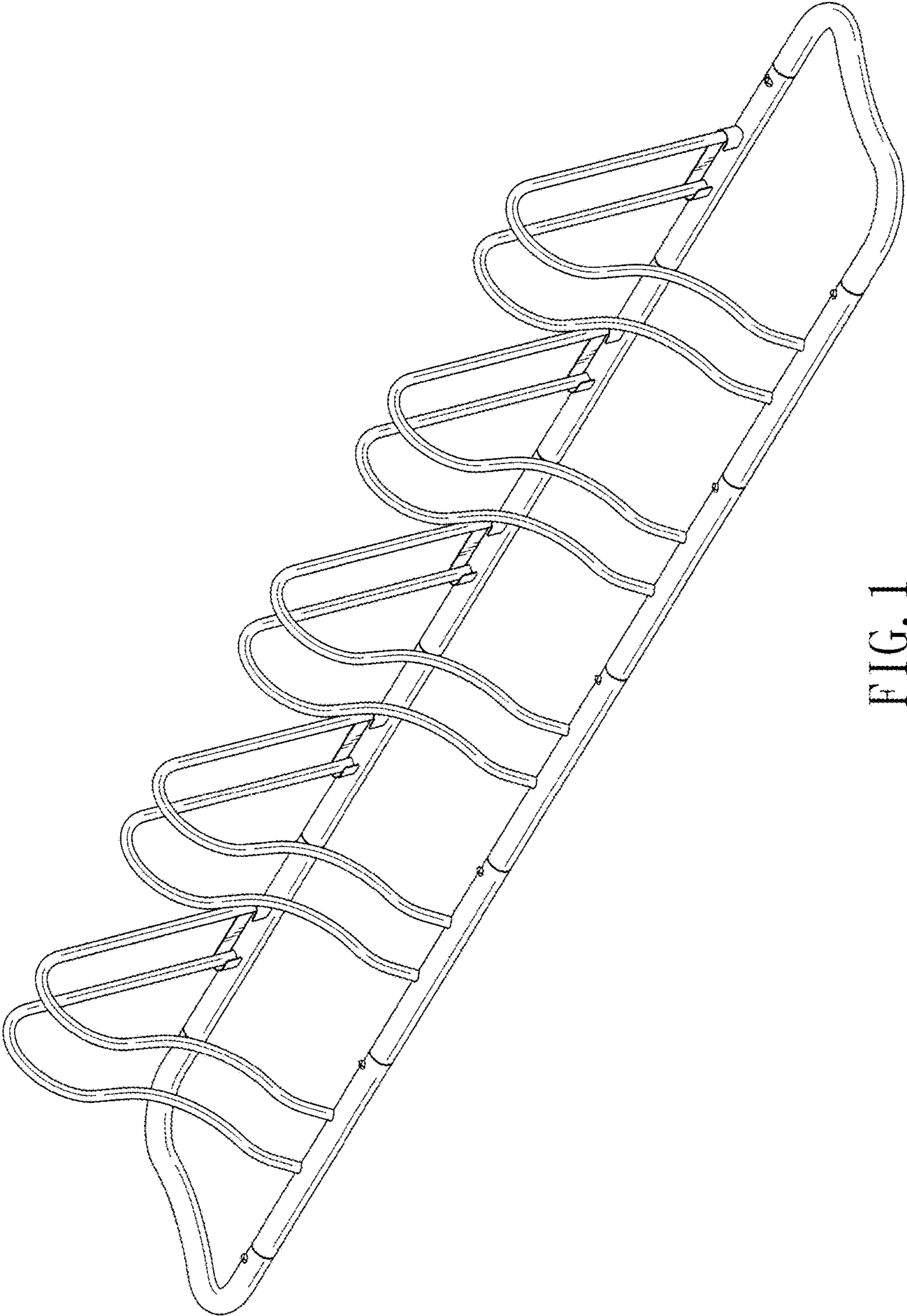


FIG. 1

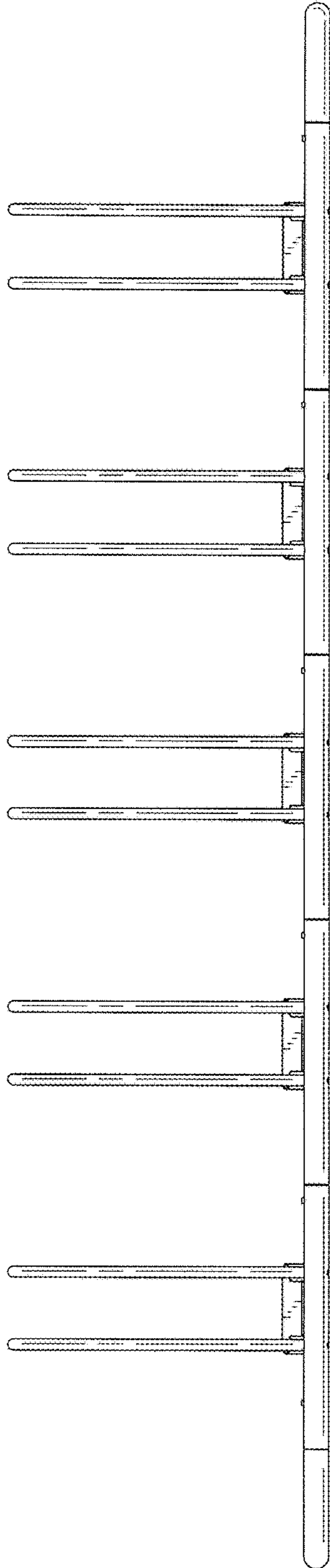


FIG. 2

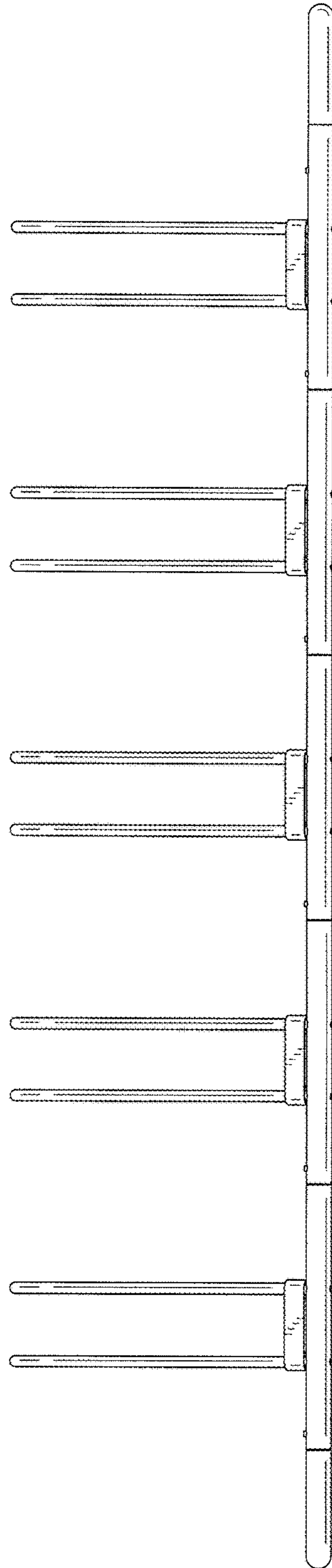


FIG. 3

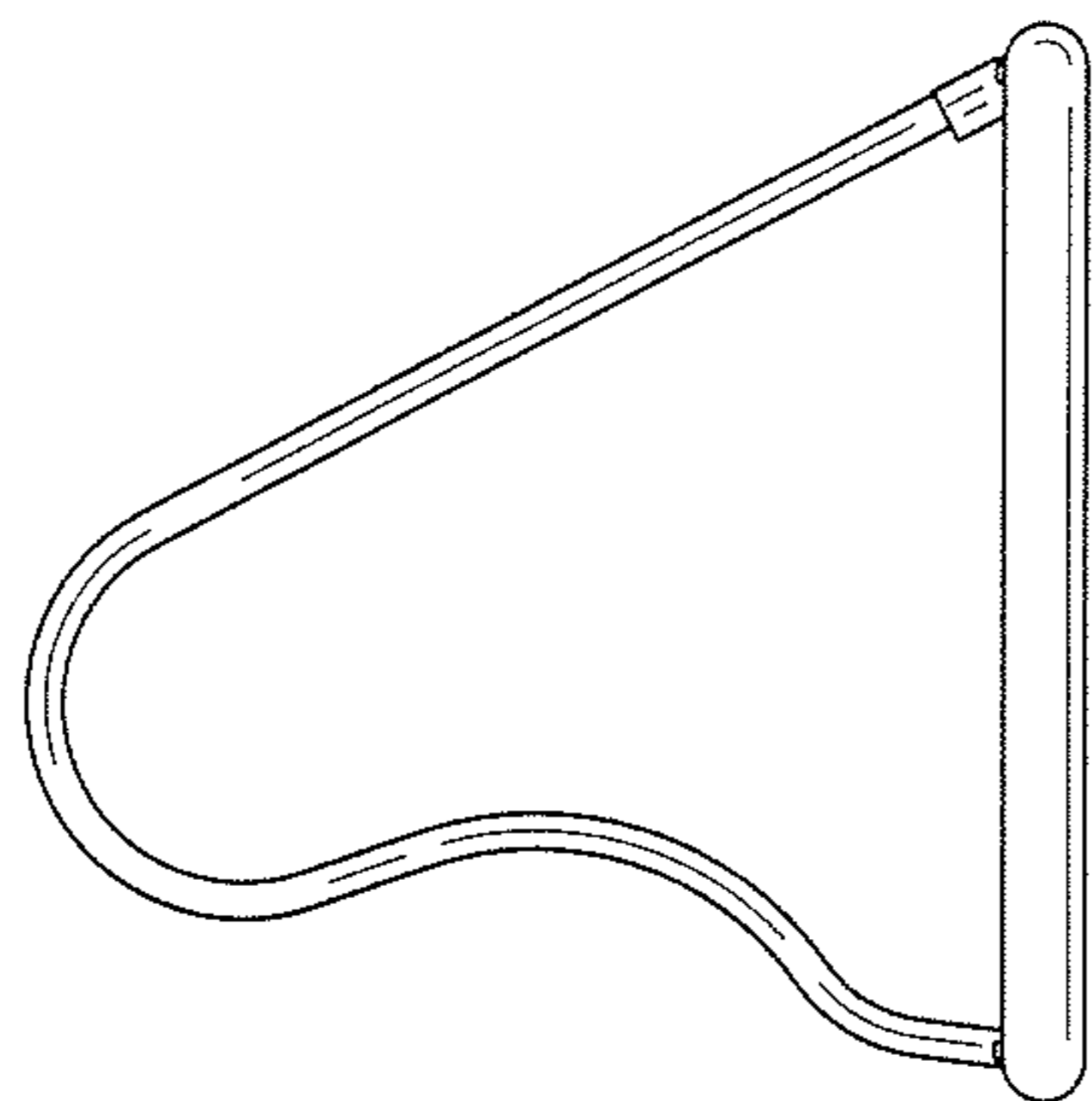


FIG. 5

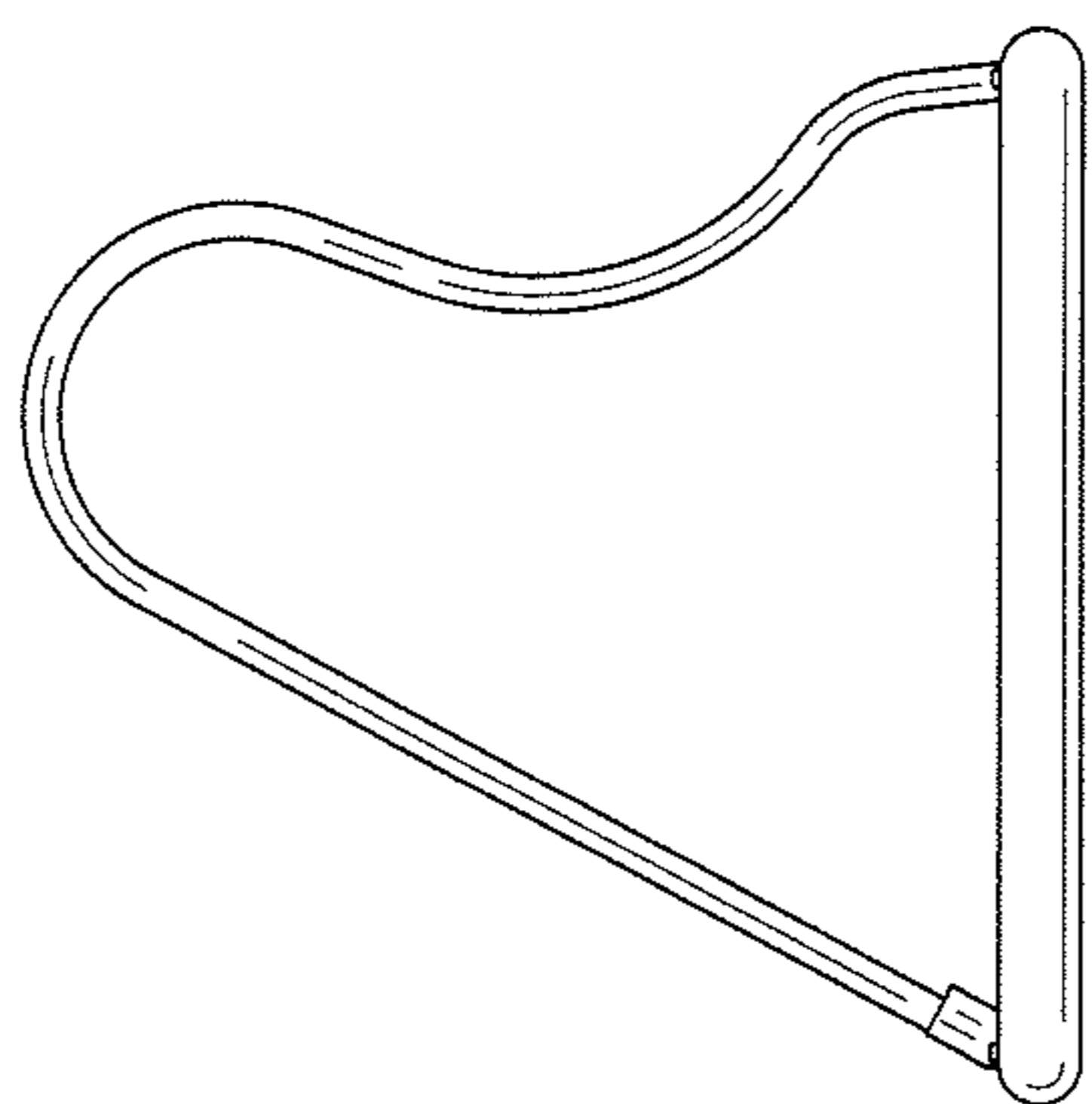


FIG. 4

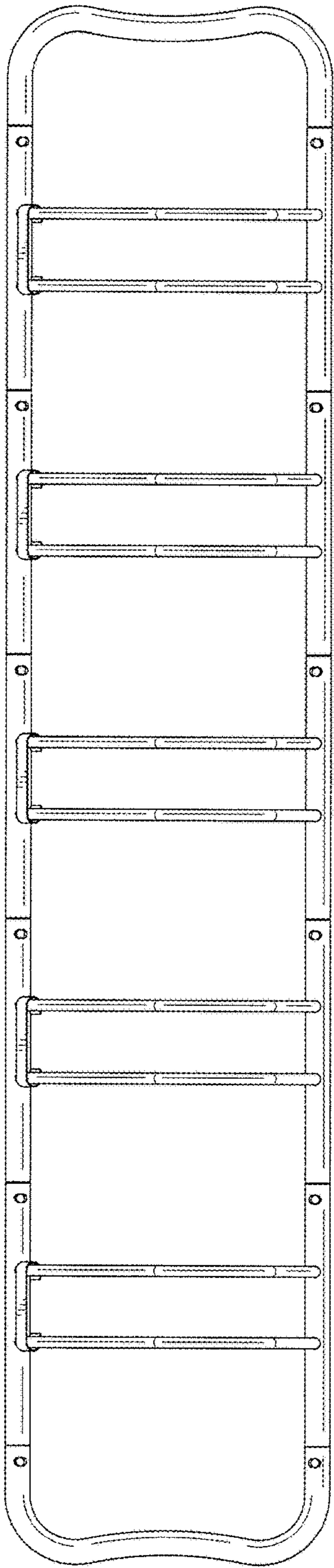


FIG. 6

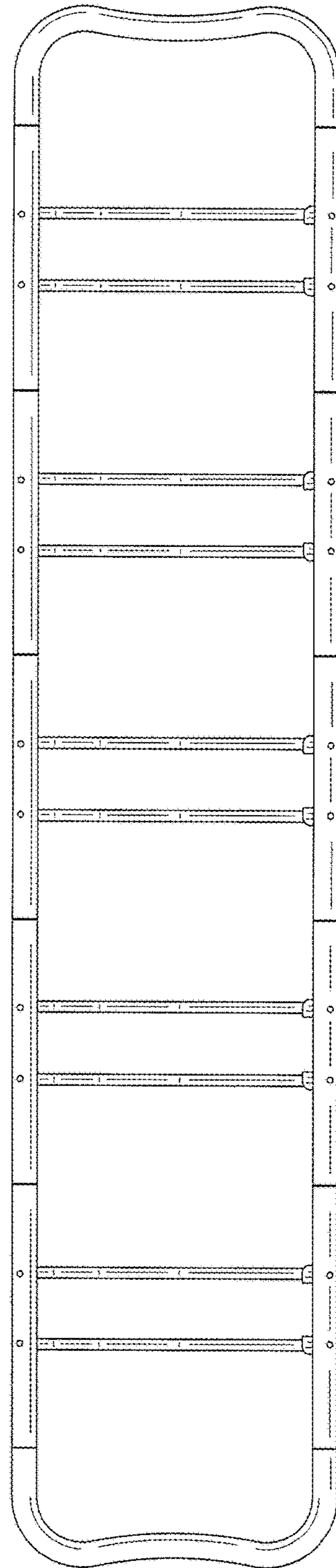


FIG. 7