



US00D778785S

(12) **United States Design Patent**
Hirokawa et al.

(10) **Patent No.:** **US D778,785 S**

(45) **Date of Patent:** **** Feb. 14, 2017**

(54) **MOTOR VEHICLE AND/OR TOY REPLICA THEREOF**

(71) Applicants: **Manabu Hirokawa**, Hachiouji (JP); **Shota Asano**, Toyota (JP); **Yasutaka Etou**, Okazaki (JP); **Koji Fujita**, Nisshin (JP)

(72) Inventors: **Manabu Hirokawa**, Hachiouji (JP); **Shota Asano**, Toyota (JP); **Yasutaka Etou**, Okazaki (JP); **Koji Fujita**, Nisshin (JP)

(73) Assignee: **Toyota Jidosha Kabushiki Kaisha** (JP)

(**) Term: **15 Years**

(21) Appl. No.: **29/536,437**

(22) Filed: **Aug. 17, 2015**

(51) **LOC (10) Cl.** **12-08**

(52) **U.S. Cl.**
USPC **D12/86**

(58) **Field of Classification Search**
USPC D12/86, 90-92, 88; D21/421, 433, 434; 296/181.1, 181.5
CPC B62D 35/00; B62D 25/00; B62D 25/06; B62D 33/00
See application file for complete search history.

(56) **References Cited**

U.S. PATENT DOCUMENTS

D691,921 S * 10/2013 Kasamatsu D12/86
D696,606 S * 12/2013 Dong D12/90
D709,799 S * 7/2014 Kato D12/91

D729,121 S * 5/2015 Engler D12/86
D742,281 S * 11/2015 Ishii D12/91
D745,438 S * 12/2015 Rasmussen D12/92
D754,564 S * 4/2016 Bouzige D12/91

OTHER PUBLICATIONS

Toyota, Toyota i-Road, <http://www.toyota.co.jp/jpn/auto/toyota_design/concept_cars/concept_car_gallery_i-road.html>, available at least as early as Jul. 7, 2015.

Nissan, Nissan New Mobility Concept, <<http://www.nissan-global.com/JP/ZEROEMISSION/APPROACH/NEWMOBILITYCONCEPT/>>, available at least as early as Jul. 7, 2015.

* cited by examiner

Primary Examiner — Melody N Brown

(74) *Attorney, Agent, or Firm* — Saidman DesignLaw Group, LLC


(57) **CLAIM**

The ornamental design for a motor vehicle and/or toy replica thereof, as shown and described.

DESCRIPTION

FIG. 1 is a front perspective view of a motor vehicle and/or toy replica thereof showing our new design; FIG. 2 is a rear perspective view thereof; FIG. 3 is a front view thereof; FIG. 4 is a rear view thereof; FIG. 5 is a right side view thereof; FIG. 6 is a left side view thereof; and, FIG. 7 is a top view thereof.

1 Claim, 6 Drawing Sheets






Fig. 1




Fig. 2

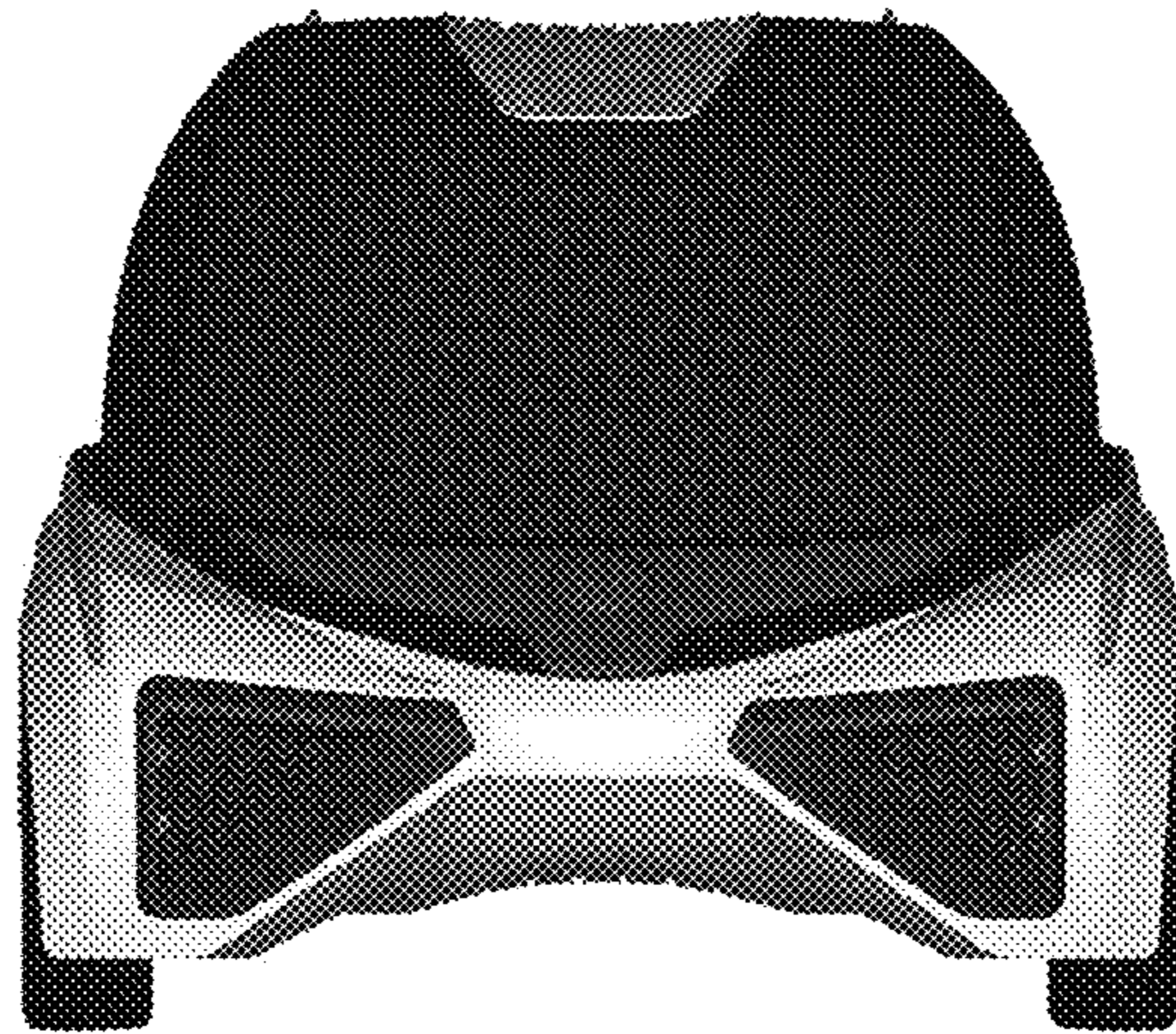


Fig. 3




Fig. 4

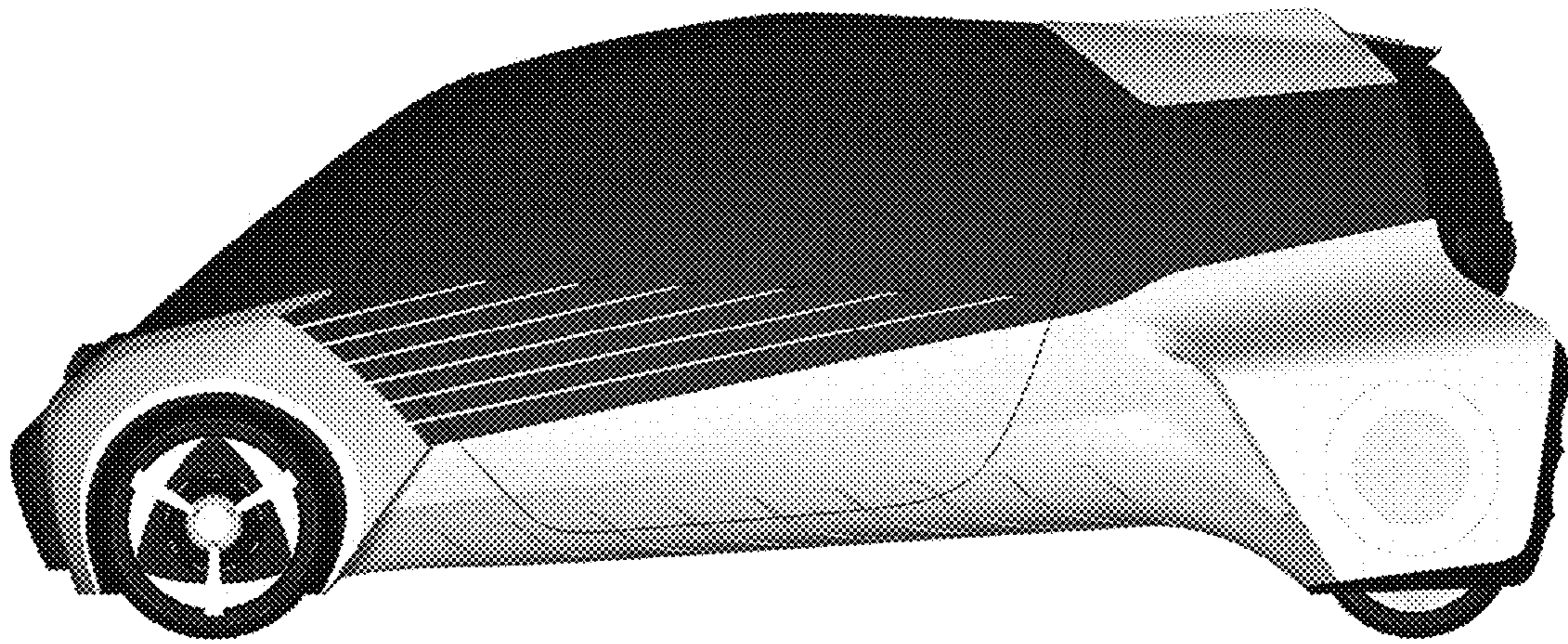


Fig. 5

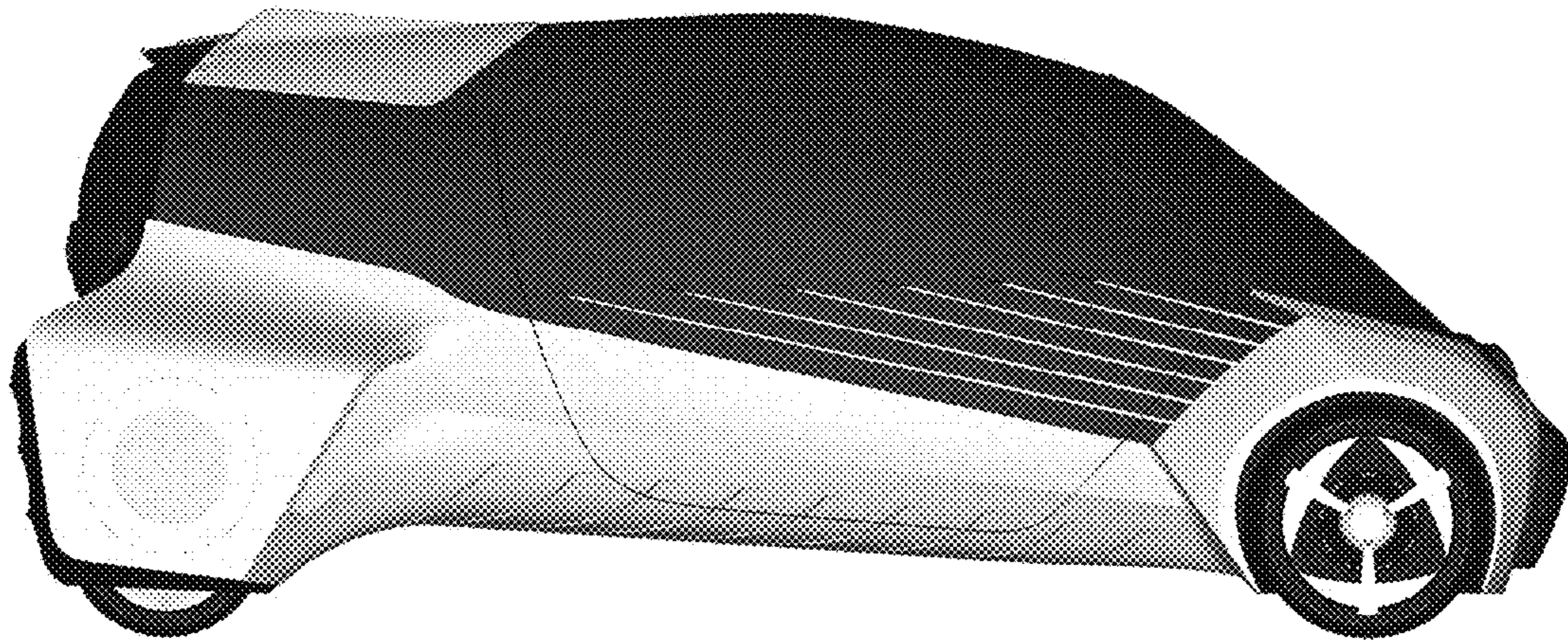


Fig. 6




Fig. 7