



US00D778760S

(12) **United States Design Patent** (10) **Patent No.:** **US D778,760 S**
Fillon (45) **Date of Patent:** **** Feb. 14, 2017**

(54) **BRACELET**
(71) Applicant: **Cartier International AG**, Steinhausen (CH)
(72) Inventor: **Arnaud Fillon**, Paris (FR)
(73) Assignee: **Cartier International AG**, Steinhausen (CH)

D597,435 S * 8/2009 Gruosi D11/4
D630,541 S * 1/2011 Shimansky D11/26
D689,788 S * 9/2013 Gruosi D11/26
D730,232 S * 5/2015 Wempe D11/38
D743,832 S * 11/2015 Gruosi D11/1
D753,107 S * 4/2016 Magi D11/23

(**) Term: **15 Years**
(21) Appl. No.: **29/535,040**

(22) Filed: **Aug. 3, 2015**
(51) **LOC (10) Cl.** **11-01**
(52) **U.S. Cl.**
USPC **D11/3; D11/18**
(58) **Field of Classification Search**
USPC D11/1-48, 75-79; D28/41
CPC . A44C 15/005; A44C 15/0015; A44C 15/001;
A44C 15/0035; A44C 25/001; A44C
25/00; A44C 25/005; A44C 5/00; A44C
5/0015; A44C 5/0007; A44C
5/0084; A44C 5/12; A44C 5/14; A44C
5/2066; A44C 5/2076; A44C 13/00; A44C
9/00; A44C 9/003; A44C 9/0046; A44C
17/0233; A44C 17/04; A44C
27/006; A44C 7/00; A44C 7/002; A44C
23/00; A44D 2205/00

See application file for complete search history.

(56) **References Cited**

U.S. PATENT DOCUMENTS

D40,581 S * 3/1910 Finberg D11/4
D312,427 S * 11/1990 Yau D11/5

OTHER PUBLICATIONS

Artistic Bronze Cuff Bracelet, published on Apr. 7, 2013, online. Visited on Sep. 15, 2016. Internet URL:<“https://web.archive.org/web/20130407080406/http://jewelrymakingjournal.com/artistic-bronze-cuff-bracelet”>.*

* cited by examiner

Primary Examiner — Cynthia Ramirez
Assistant Examiner — Llorellys Martinez-Rivera
(74) *Attorney, Agent, or Firm* — Taft Stettinius & Hollister LLP

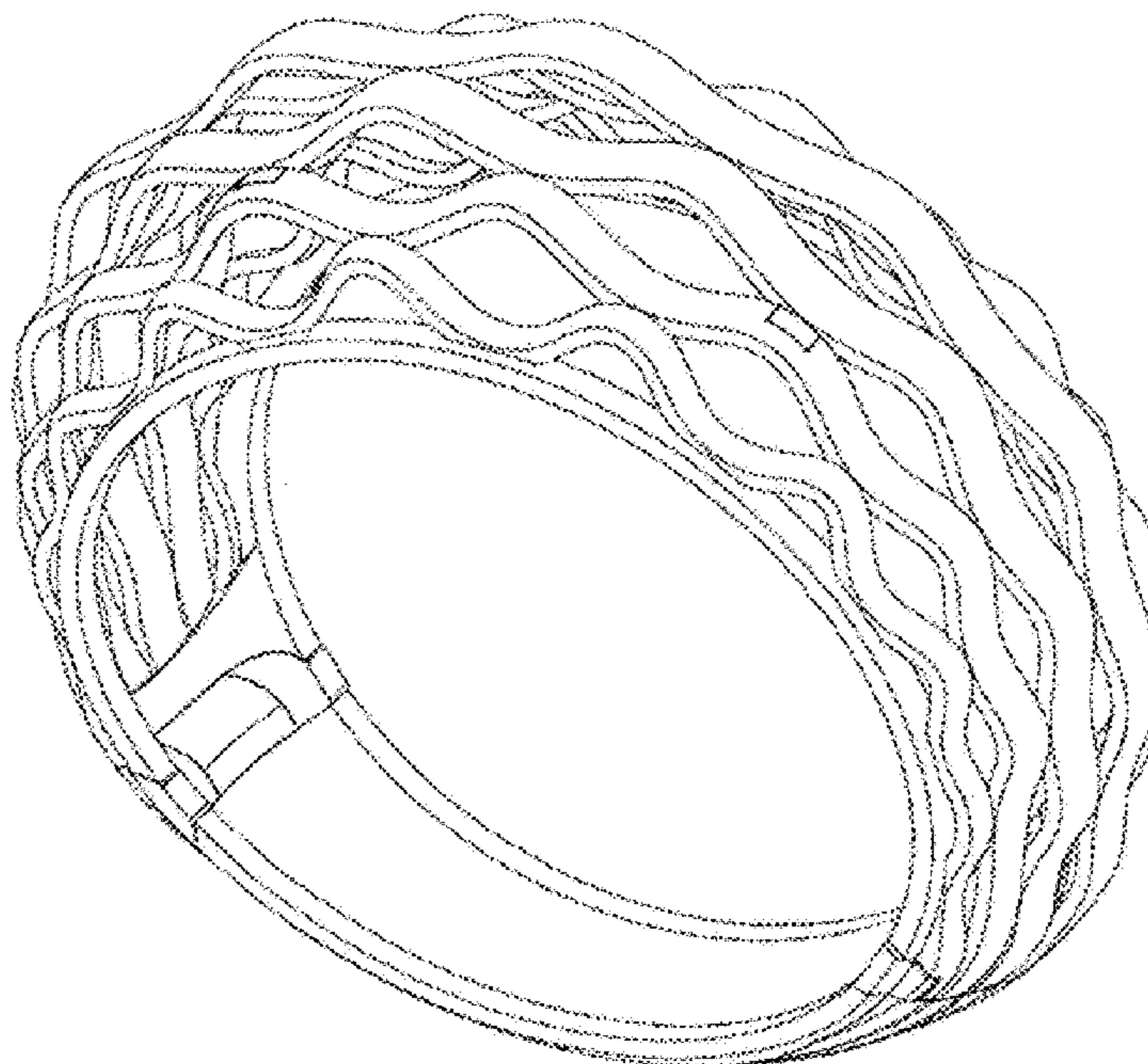
(57) **CLAIM**

The ornamental design for a bracelet, as shown and described.

DESCRIPTION

FIG. 1 is a front elevation view of a bracelet showing my new design.
FIG. 2 is a rear elevation view of the bracelet of FIG. 1.
FIG. 3 is a right side elevation view of the bracelet of FIG. 1.
FIG. 4 is a left side elevation view of the bracelet of FIG. 1.
FIG. 5 is a top plan view of the bracelet of FIG. 1.
FIG. 6 is a bottom plan view of the bracelet of FIG. 1; and, FIG. 7 is a top, right side perspective view of the bracelet of FIG. 1.

1 Claim, 1 Drawing Sheet



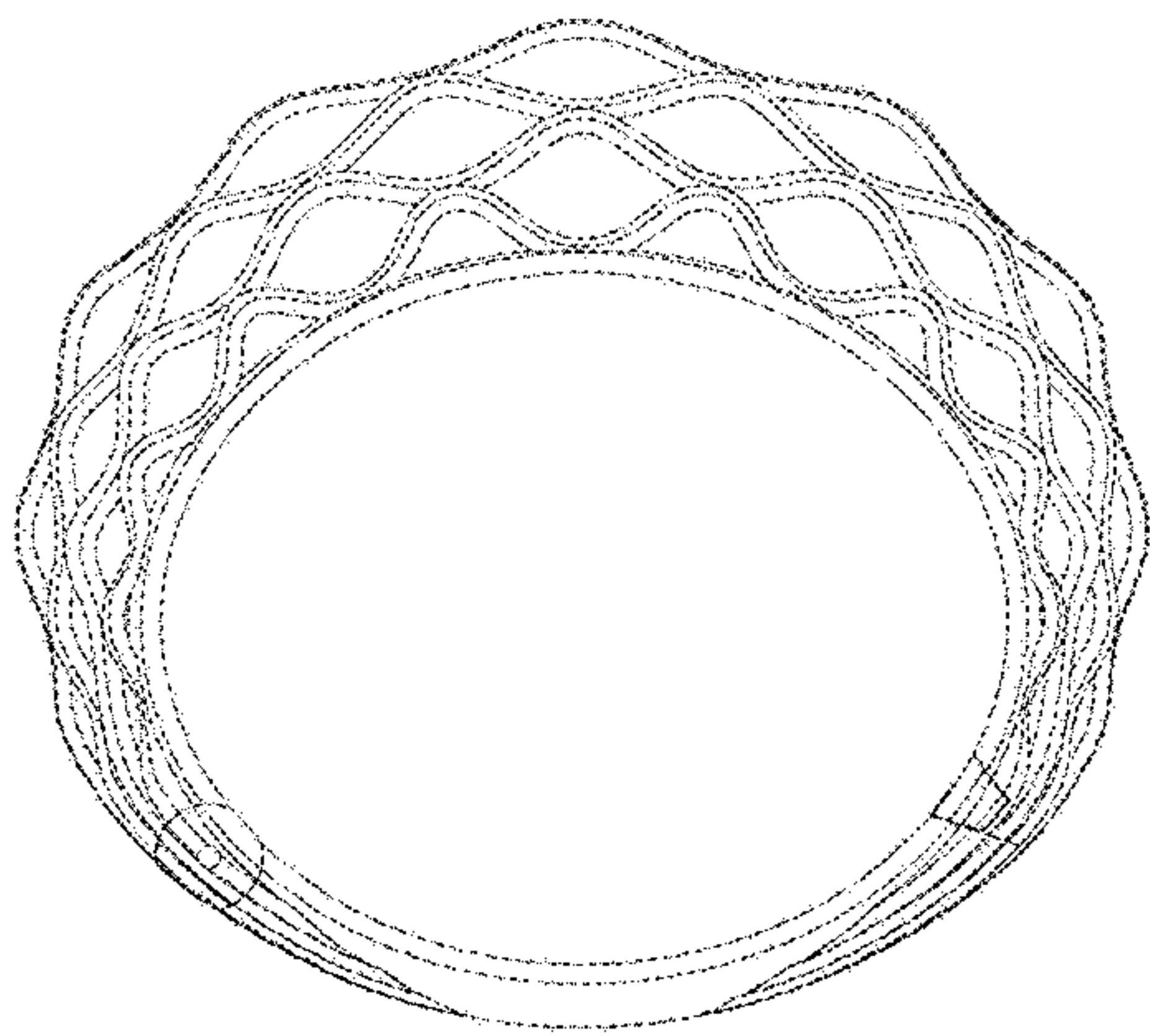


FIG. 1

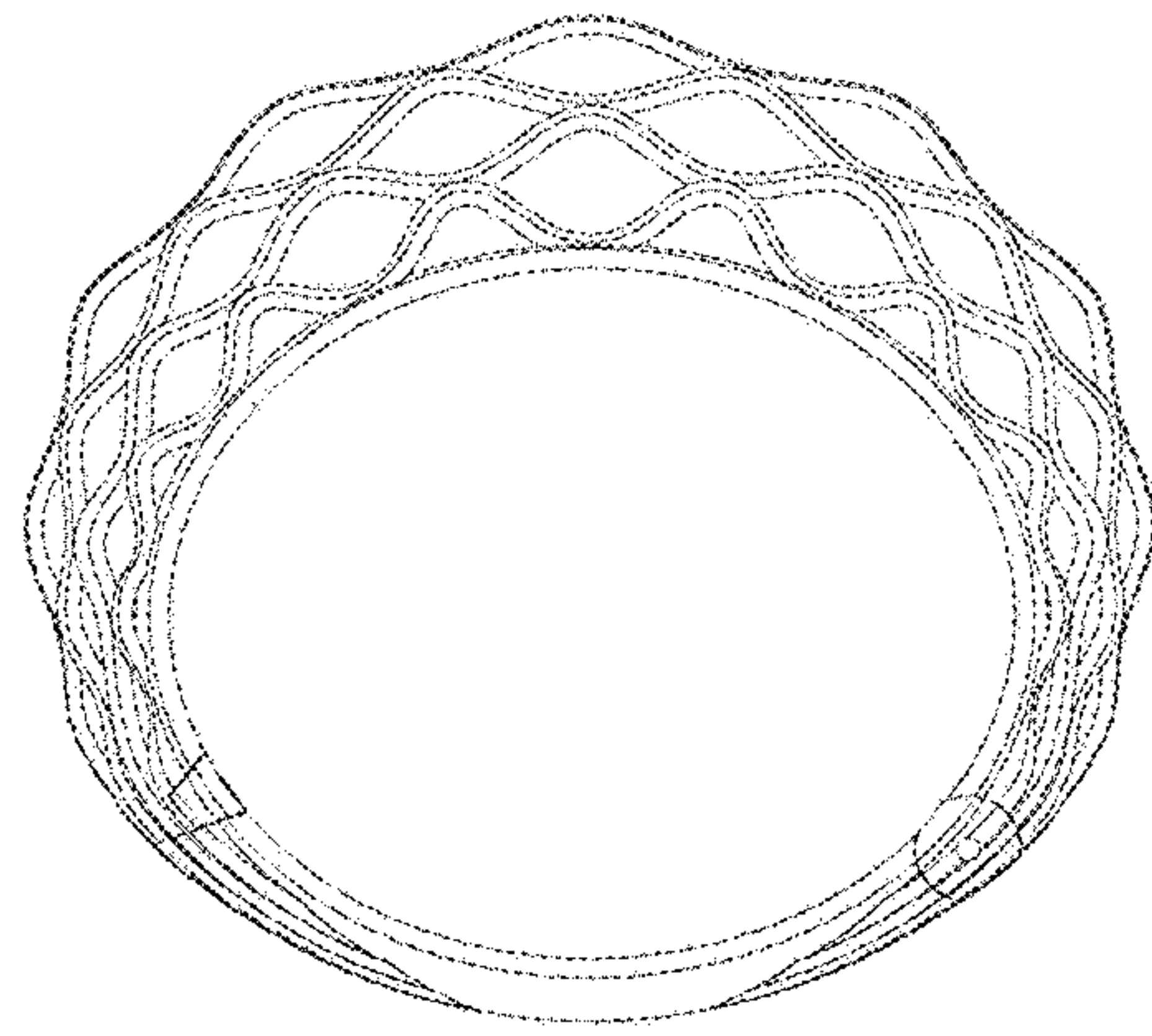


FIG. 2




FIG. 3




FIG. 4




FIG. 5

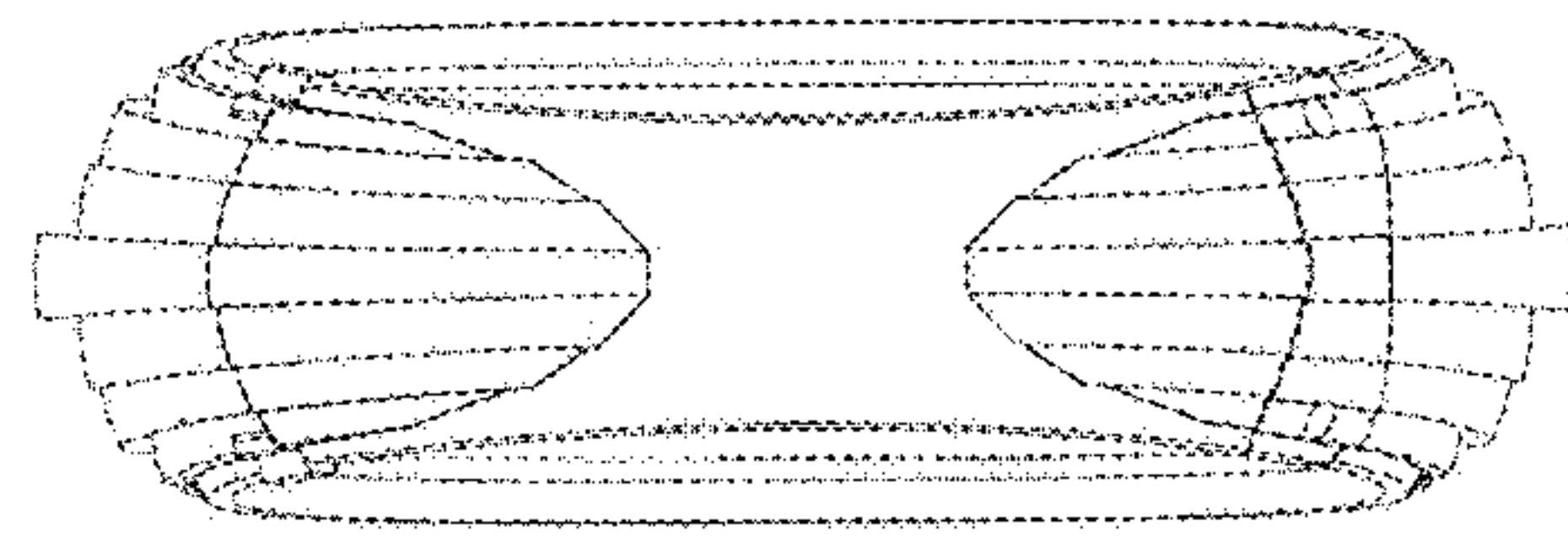


FIG. 6

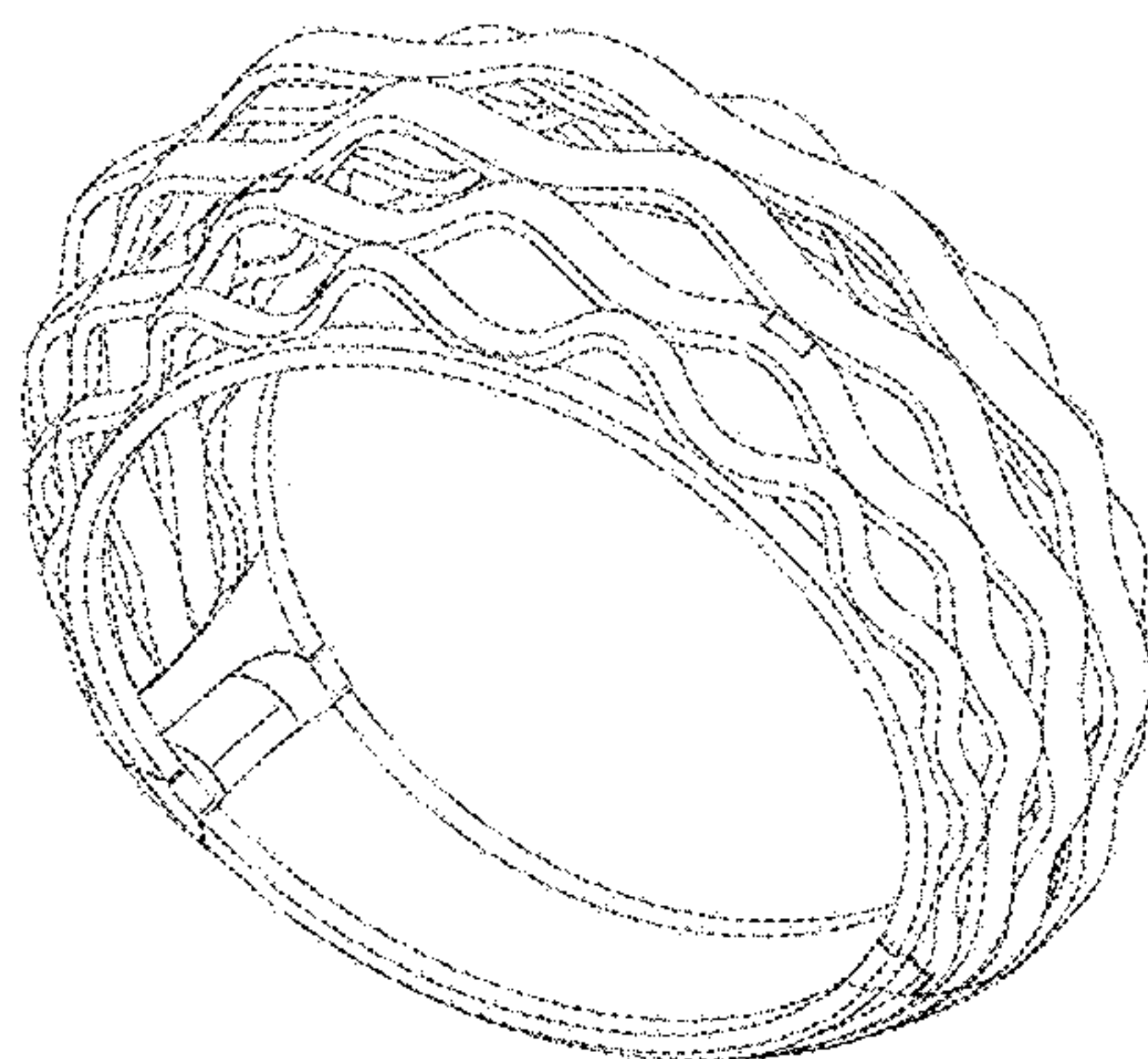


FIG. 7