



US00D778749S

(12) **United States Design Patent**  
**Chung**

(10) **Patent No.:** **US D778,749 S**

(45) **Date of Patent:** **\*\* Feb. 14, 2017**

(54) **GROUNDING CONDUCTOR**

CPC ..... H01R 4/66  
See application file for complete search history.

(71) Applicant: **OMNI LPS. CO., LTD.**, Seoul (KR)

(56) **References Cited**

(72) Inventor: **Young-Ki Chung**, Seoul (KR)

U.S. PATENT DOCUMENTS

(73) Assignee: **OMNI LPS. CO., LTD.**, Seoul (KR)

7,385,140 B2 \* 6/2008 Ishizaki ..... H01R 4/66  
174/102 SC  
D709,781 S \* 7/2014 Chung ..... D10/105

(\*\*) Term: **15 Years**

\* cited by examiner

(21) Appl. No.: **29/539,927**

*Primary Examiner* — George D Kirschbaum  
(74) *Attorney, Agent, or Firm* — Hamre, Schumann,  
Mueller & Larson, P.C.

(22) Filed: **Sep. 18, 2015**

(57) **CLAIM**

The ornamental design for a grounding conductor, as shown.

(30) **Foreign Application Priority Data**

**DESCRIPTION**

Apr. 29, 2015 (KR) ..... 30-2015-0022122

(51) **LOC (10) Cl.** ..... **10-05**

(52) **U.S. Cl.**

USPC ..... **D10/105**

(58) **Field of Classification Search**

USPC ..... D10/105; D13/117, 101, 184, 199

FIG. 1 is a front perspective view of the grounding conductor;  
FIG. 2 is a front elevation view of the grounding conductor;  
FIG. 3 is a rear elevation view of the grounding conductor;  
FIG. 4 is a left-side view of the grounding conductor;  
FIG. 5 is a right-side view of the grounding conductor;  
FIG. 6 is a top plan view of the grounding conductor; and,  
FIG. 7 is a bottom plan view of the grounding conductor.

**1 Claim, 5 Drawing Sheets**

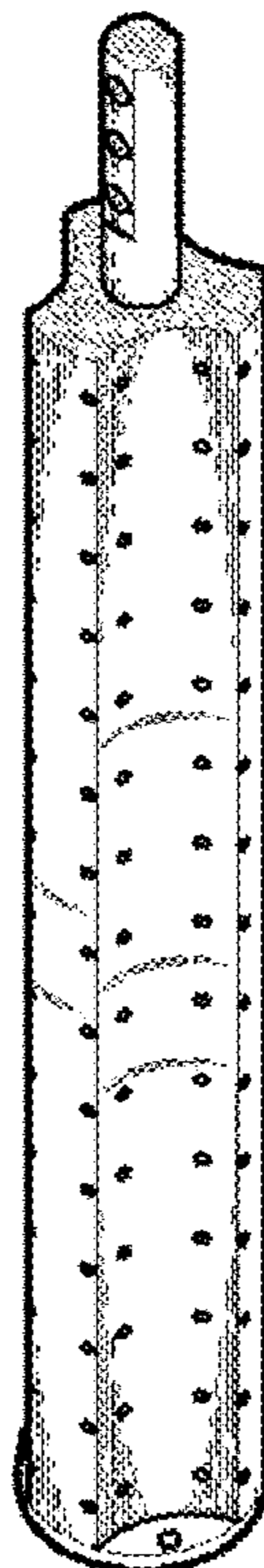


FIG. 1

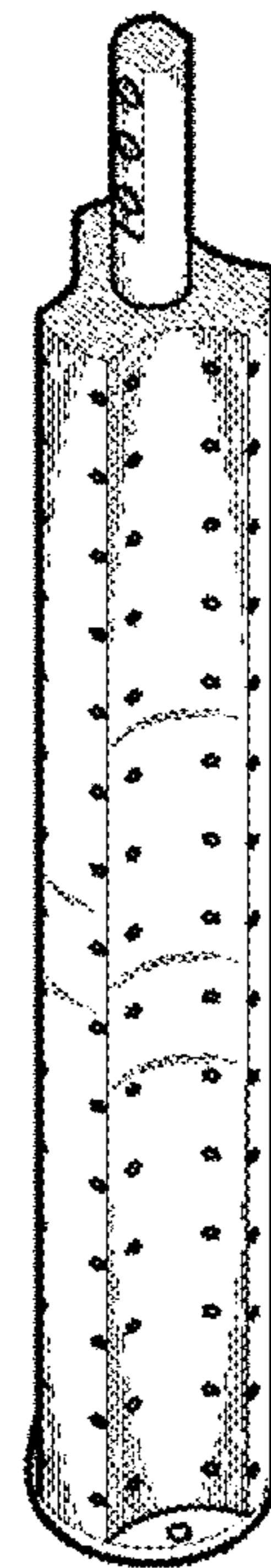


FIG. 2

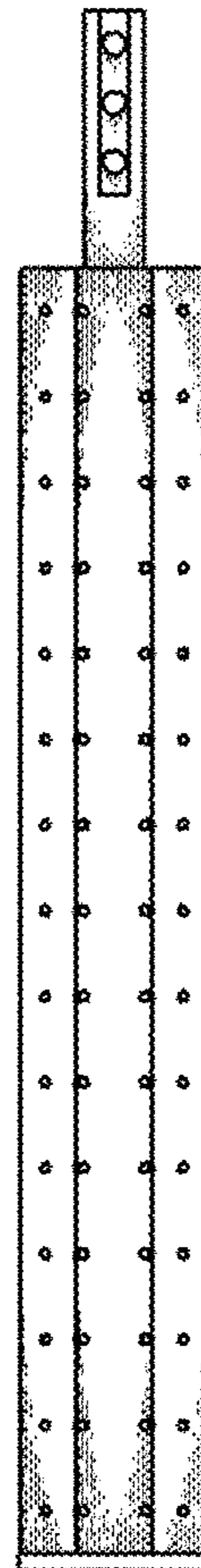


FIG. 3

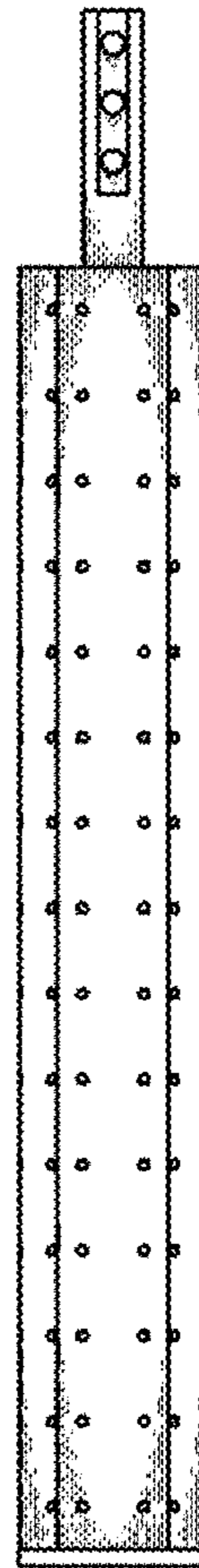


FIG. 4

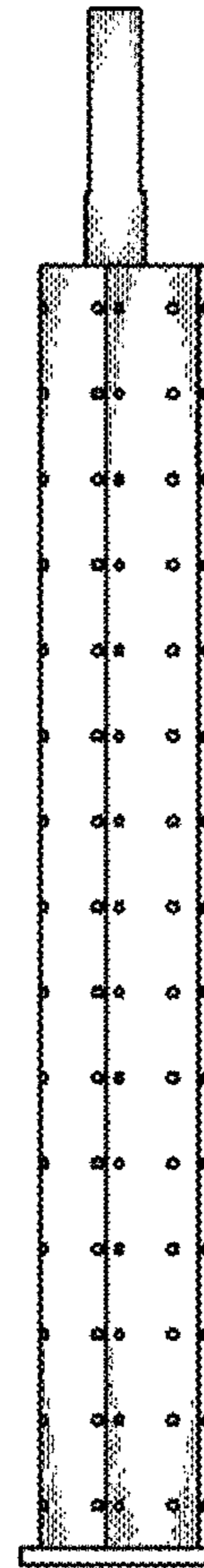


FIG. 5

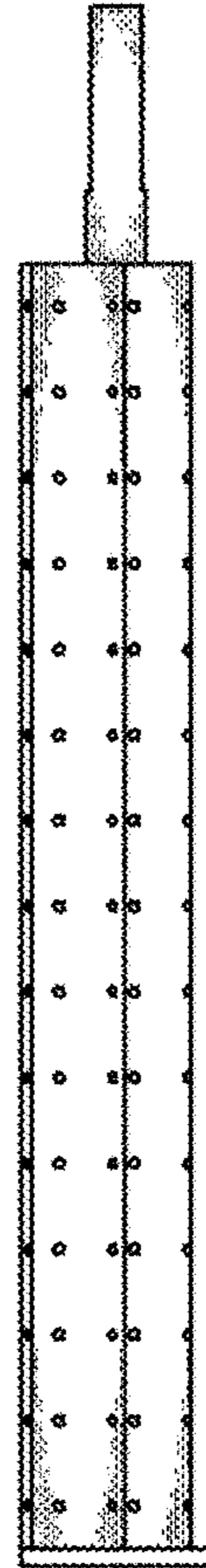


FIG. 6

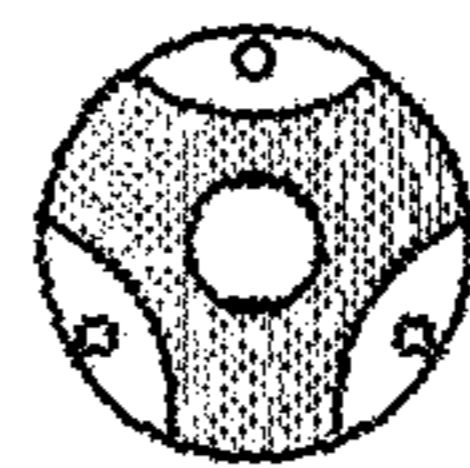


FIG. 7

