



US00D778743S

(12) **United States Design Patent** (10) **Patent No.:** **US D778,743 S**  
**Kuo** (45) **Date of Patent:** **\*\* \*Feb. 14, 2017**

(54) **VEHICLE GAUGE**  
(71) Applicant: **Tong Yah Electronic Technology Co., Ltd.**, Tainan (TW)  
(72) Inventor: **Chin Chien Kuo**, Tainan (TW)  
(73) Assignee: **TONG YAH ELECTRONIC TECHNOLOGY CO., LTD.**, Tainan (TW)

(\*) Notice: This patent is subject to a terminal disclaimer.

(\*\*) Term: **14 Years**

(21) Appl. No.: **29/489,685**

(22) Filed: **May 2, 2014**

(30) **Foreign Application Priority Data**

Nov. 8, 2013 (TW) ..... 102307272

(51) **LOC (10) Cl.** ..... **10-04**

(52) **U.S. Cl.**  
USPC ..... **D10/65**

(58) **Field of Classification Search**

USPC ..... D10/65, 70, 74; D14/138 R, 138 AA, D14/138 AB, 138 AC, 138 AD, 341-347, D14/507-510, 136, 167, 168, 496, 498, D14/499, 500, 125-134, 239, 371, D14/374-377, 440, 450, 448, 336, 342; 343/702; 345/87, 104, 133, 156, 168, 173, 345/901-905, 165; 348/180, 184, 315, 348/739, 836, 838, 325; 364/444, 499; 701/408-418, 431, 432, 537, 1, 454, 428, 701/440, 400, 491, 526, 455, 444, 36, 701/541, 487; 312/7.2; 341/12; 720/605, 720/669, 600, 655; 369/99, 197; 455/344, 455/347, 575.1; 250/221, 338.3, 340, 239, 250/342, 341, DIG. 1, 353, 338.1; 307/116, 117, 9.1, 10.1; 340/521, 527, 340/541, 567, 540, 568.2, 539.23, 635,

340/687, 425.5, 815.4, 901, 988, 989, 340/990, 992, 995.1, 562, 815.45; 315/159; 324/72.5, 556, 133, 149, 503, 324/543, 555, 66, 72, 754, 115, 141, 522; 73/615, 624, 627, 644, 514.33, 514.34, 73/510, 513, 527, 530  
CPC ..... A63B 24/00; A63B 2220/14; A63B 71/06; A63B 26/00; A63B 24/0075; A63B 2071/0663; Y10S 482/909; Y10S 482/901; A41D 1/002; A44C 5/0015; A44C 5/102; A44C 5/14; A44C 5/02; A61B 19/44; A61B 2019/446  
See application file for complete search history.

(56) **References Cited**

U.S. PATENT DOCUMENTS

D397,046 S \* 8/1998 Oshizawa ..... D10/65  
D444,081 S \* 6/2001 Brandenburg et al. .... D10/65  
D450,606 S \* 11/2001 Brandenburg et al. .... D10/65  
D451,038 S \* 11/2001 Brandenburg et al. .... D10/65

\* cited by examiner

*Primary Examiner* — Antoine D Davis

(74) *Attorney, Agent, or Firm* — Chun-Ming Shih

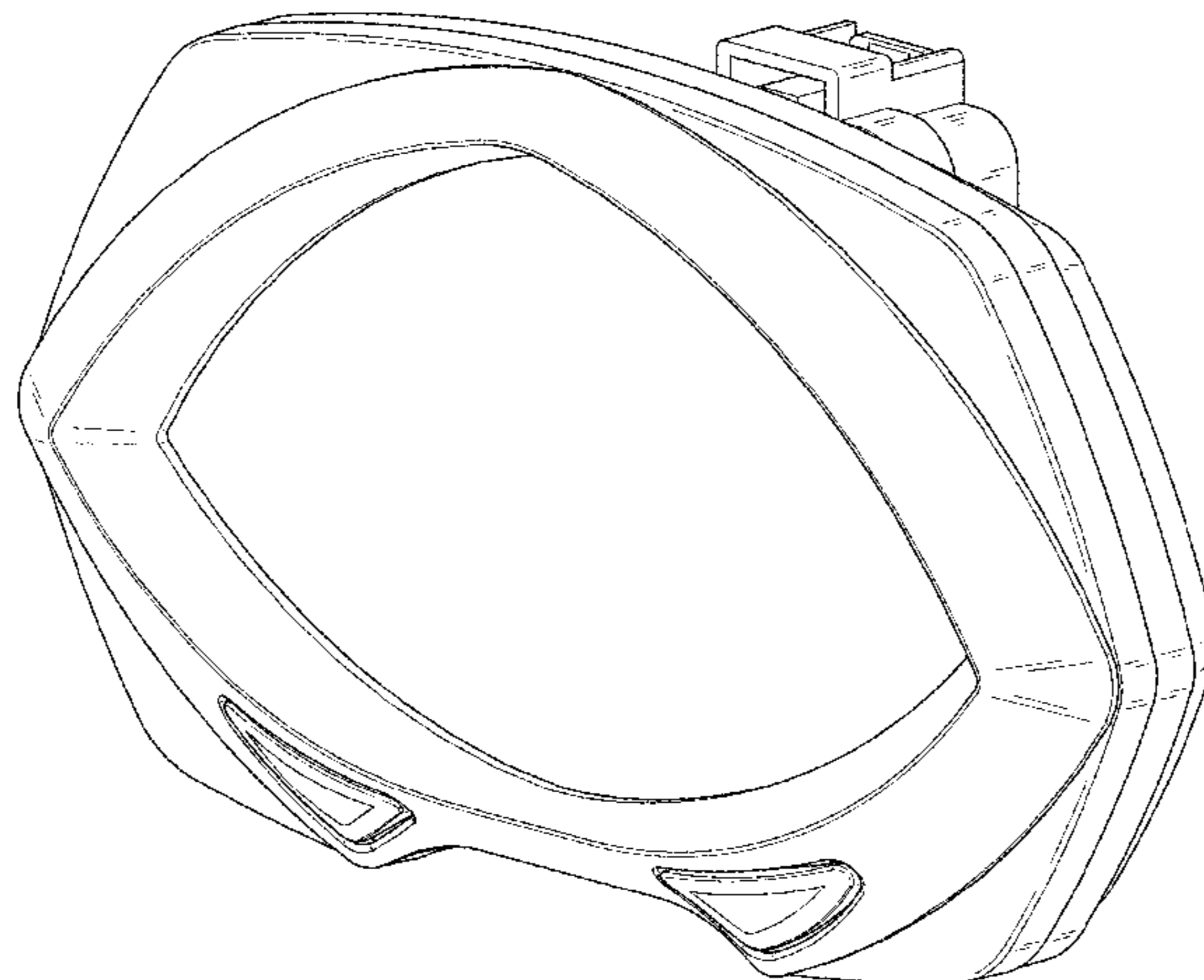
(57) **CLAIM**

The ornamental design for a vehicle gauge, as shown and described.

**DESCRIPTION**

FIG. 1 is a perspective view of a vehicle gauge showing my new design;  
FIG. 2 is a front elevational view thereof;  
FIG. 3 is a rear elevational view thereof;  
FIG. 4 is a left side view thereof;  
FIG. 5 is a right side view thereof;  
FIG. 6 is a top plan view thereof; and,  
FIG. 7 is a bottom plan view thereof.

**1 Claim, 7 Drawing Sheets**



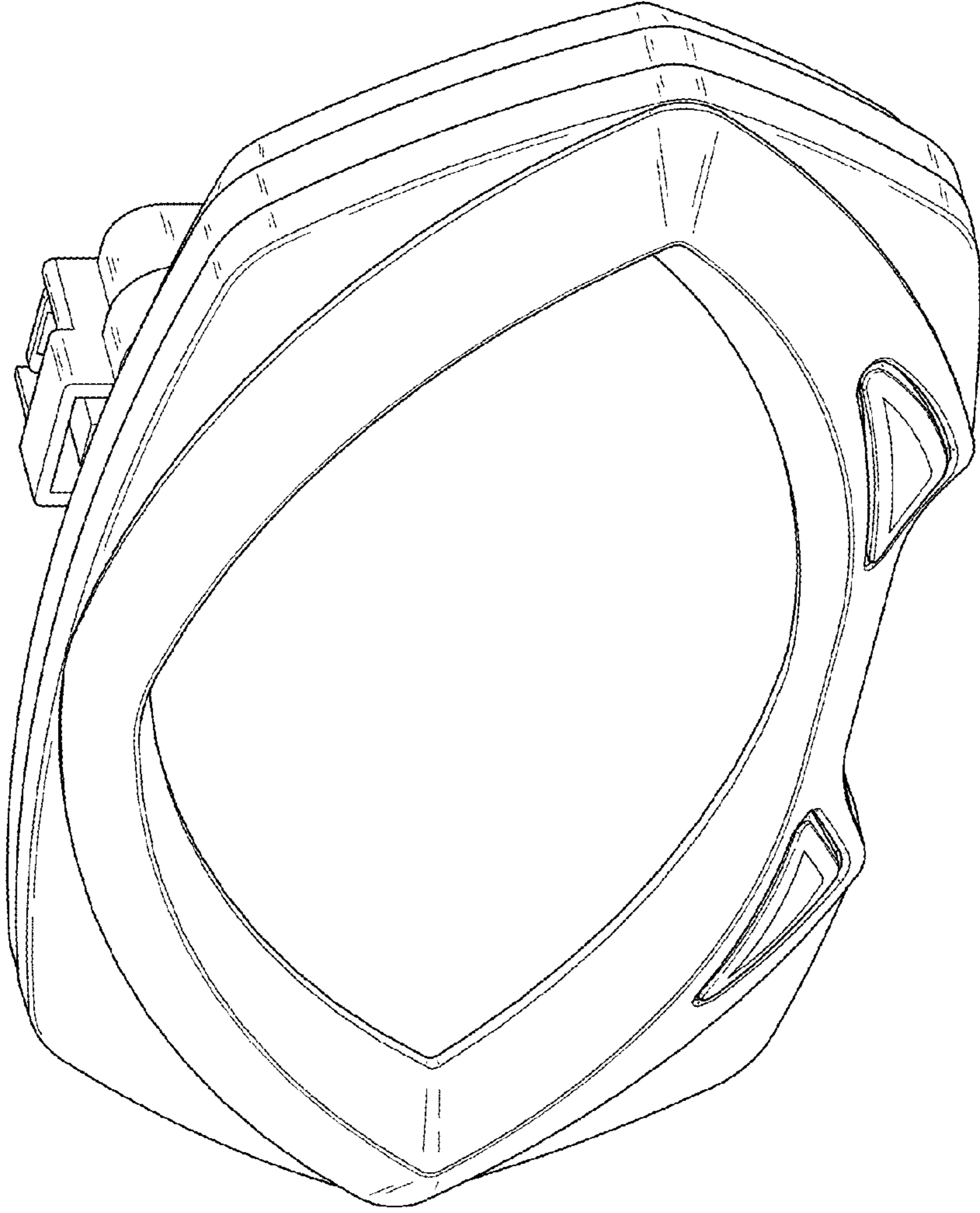


FIG.1




FIG.2



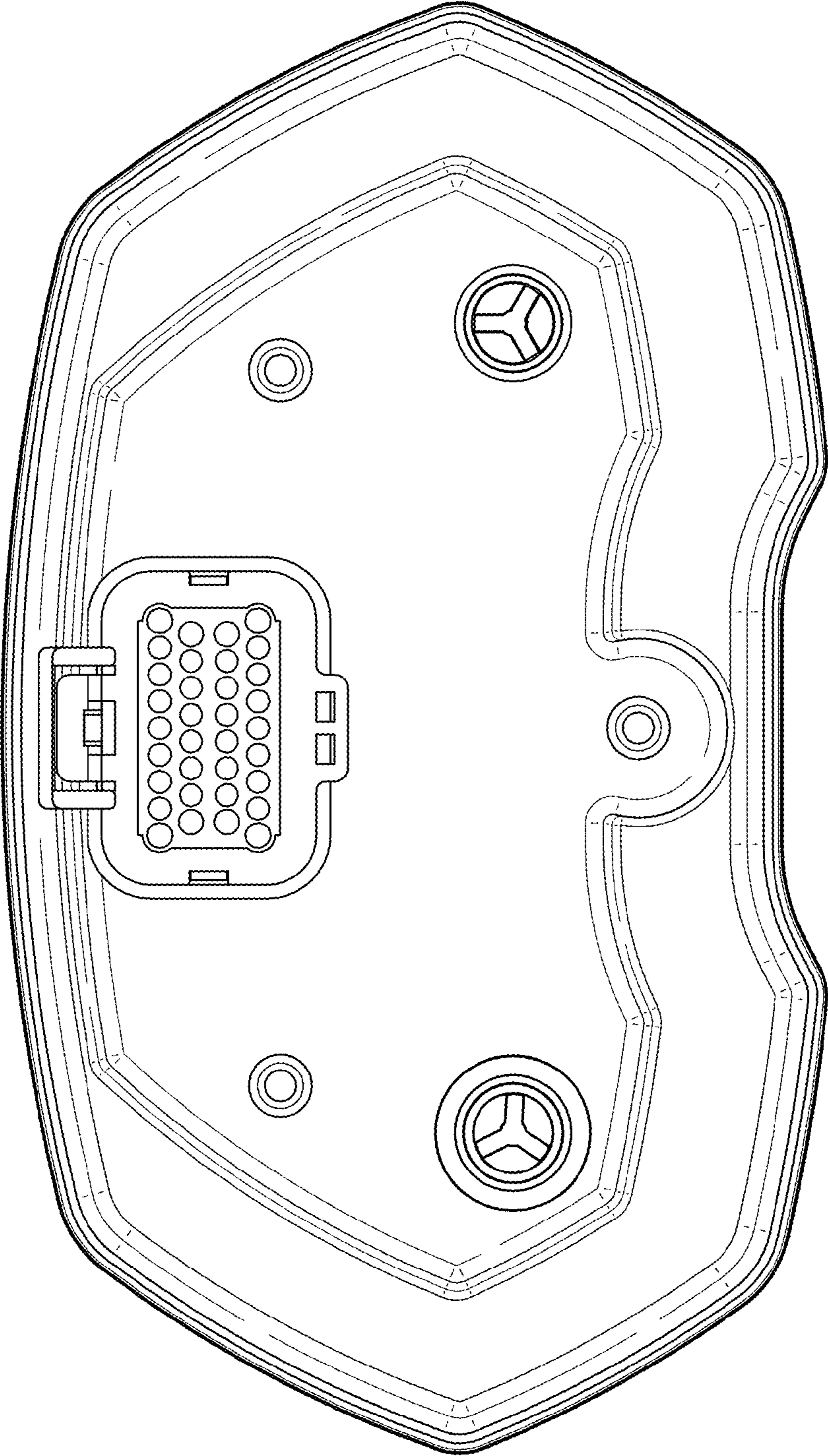


FIG.3

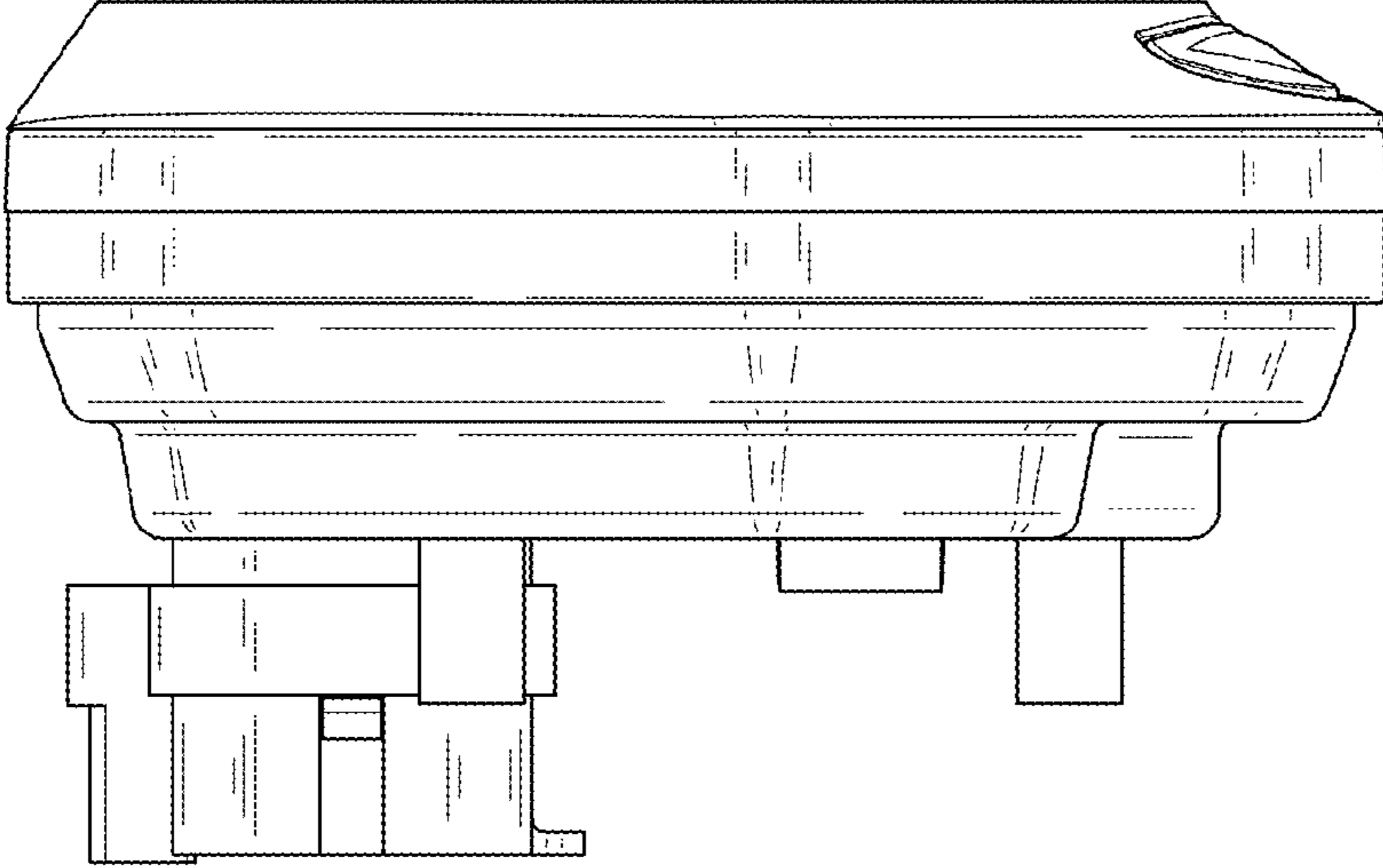


FIG.4

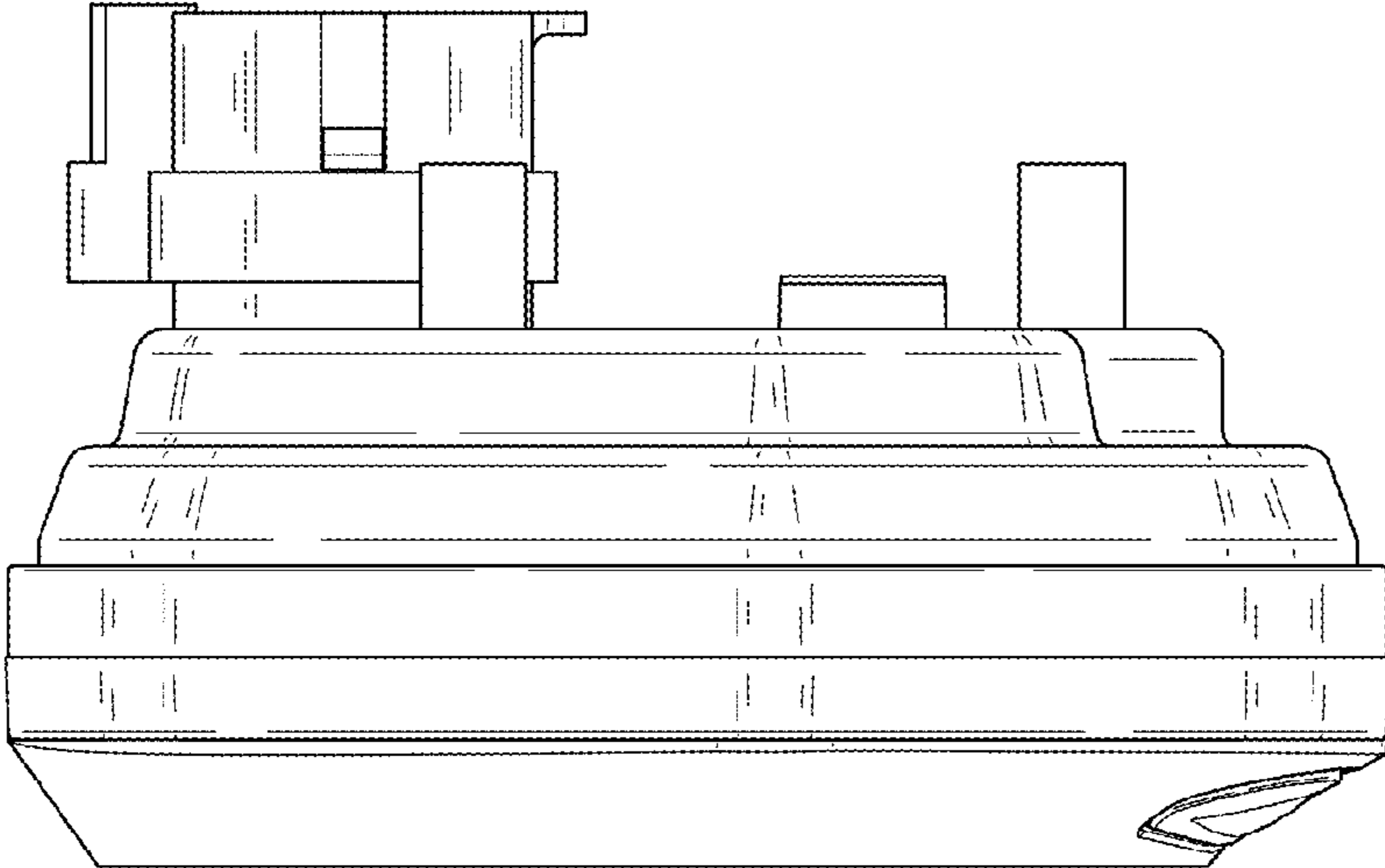


FIG.5

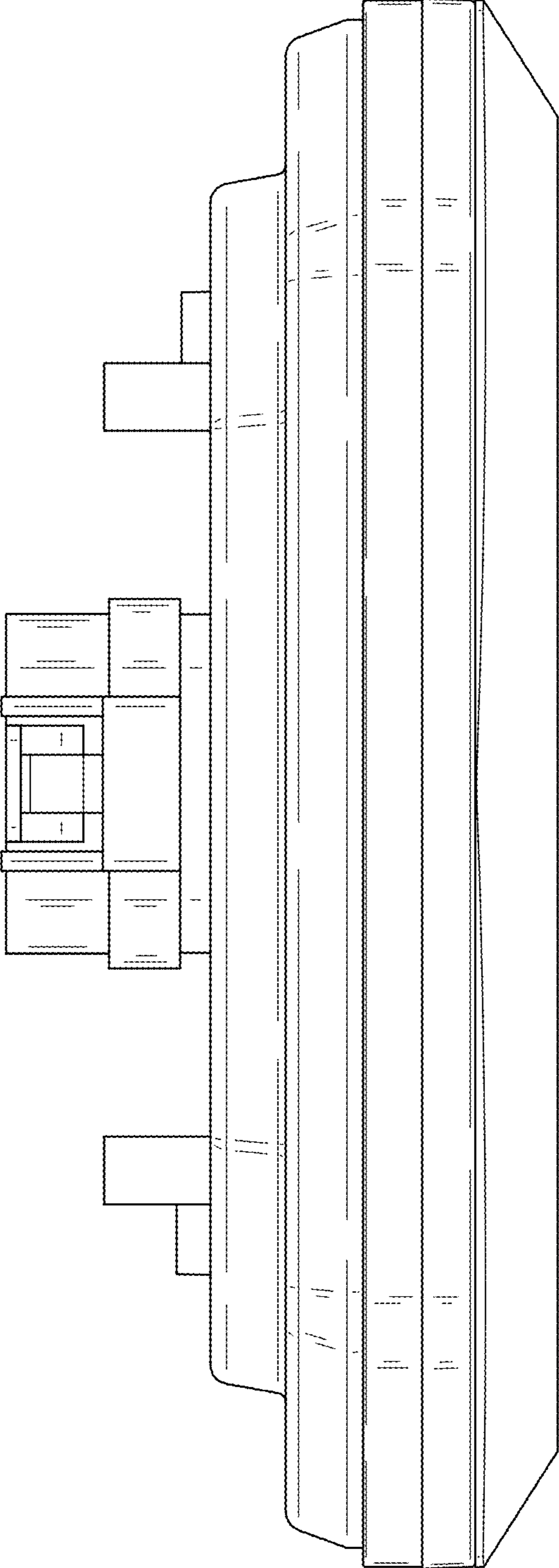


FIG.6

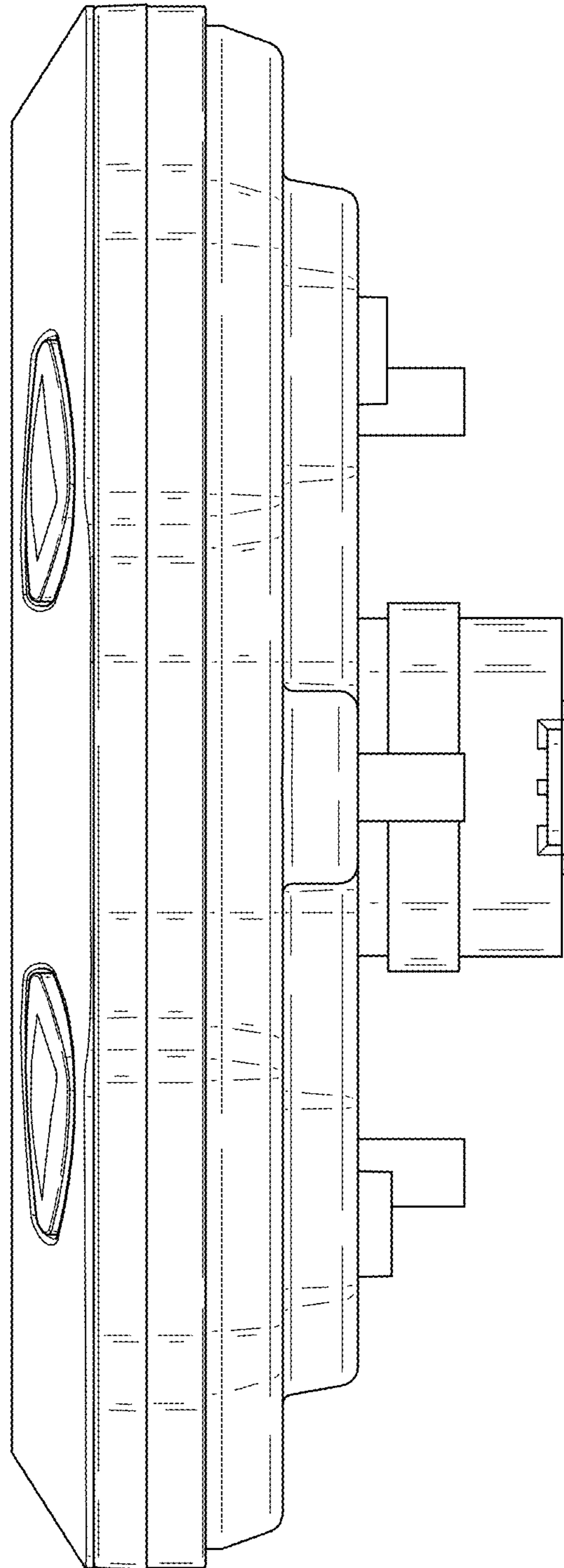


FIG.7