



US00D778734S

(12) **United States Design Patent** (10) **Patent No.:** **US D778,734 S**  
**Odikor** (45) **Date of Patent:** **\*\* Feb. 14, 2017**

- (54) **BEVERAGE CAN**
- (71) Applicant: **James Odikor**, Indiana, PA (US)
- (72) Inventor: **James Odikor**, Indiana, PA (US)
- (\*\*) Term: **15 Years**
- (21) Appl. No.: **29/540,212**
- (22) Filed: **Sep. 22, 2015**
- (51) **LOC (10) Cl.** ..... **09-01**
- (52) **U.S. Cl.**  
USPC ..... **D9/772**
- (58) **Field of Classification Search**  
USPC ..... D9/500, 502, 516, 530, 537, 539, 542,  
D9/549, 763-783; 215/381-385; 220/660,  
220/669, 675; D7/601, 602, 612, 615, 630  
CPC ..... B65D 1/00; B65D 1/02; B65D 1/12;  
B65D 1/14; B65D 1/40; B65D  
1/44; B65D 1/023; B65D 1/0223; B65D  
1/165; B65D 1/238; B65D 1/246; B65D  
1/253; B65D 7/04; B65D 21/0209; B65D  
21/0233; B65D 25/00; B65D 25/28; B65D  
41/0457; B65D 41/17; B65D 53/06; B65D  
75/56; B65D 79/005; B65D 2501/0036;  
B65D 2543/00064; B65D  
2543/00074; B65D 2543/00083; B65D  
2543/00092; B65D 2543/00101; B65D  
2543/00111  
See application file for complete search history.

- (56) **References Cited**  
U.S. PATENT DOCUMENTS  
D158,332 S 4/1950 Schmidt

D246,229 S	11/1977	Saunders	
4,318,493 A	3/1982	Jacobsen	
D267,393 S	12/1982	Gruodis	
D394,810 S	6/1998	Rodea	
D444,385 S *	7/2001	Dixon, I	..... D9/772
D616,416 S *	5/2010	Lin	..... D14/189
D625,616 S *	10/2010	Gogola	..... D7/510
D653,538 S	2/2012	Toms	
8,109,406 B2	2/2012	Chang	
D693,698 S *	11/2013	Miller, Jr.	..... D9/772
D698,668 S	2/2014	Vaughn	
D706,032 S *	6/2014	Roth	..... D3/271.1
D713,268 S *	9/2014	Jones	..... D9/772
D732,402 S *	6/2015	Jones	..... D9/772
2008/0295558 A1 *	12/2008	Reimer	..... B21D 51/26 72/94

\* cited by examiner

*Primary Examiner* — Keli L Hill

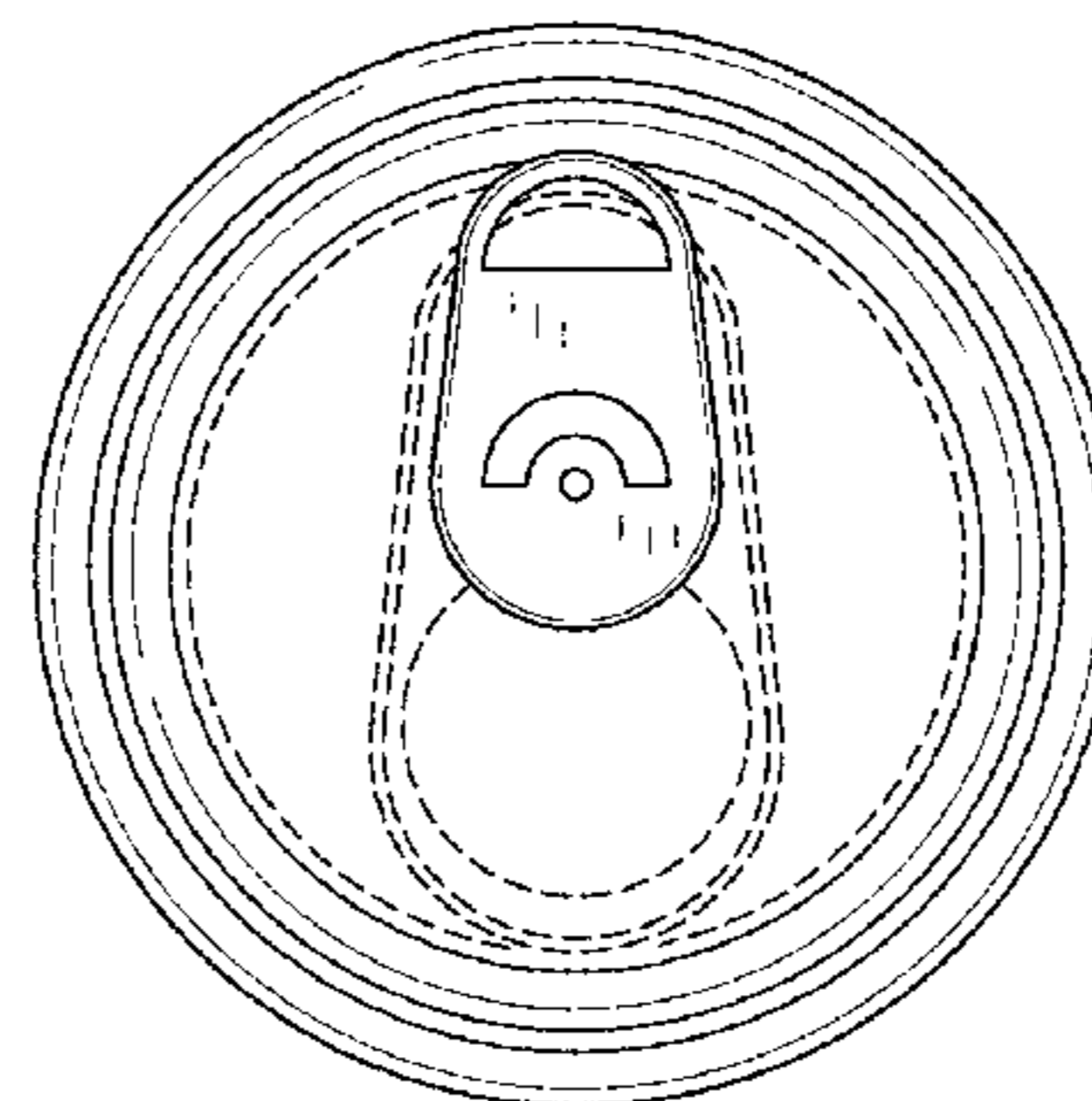
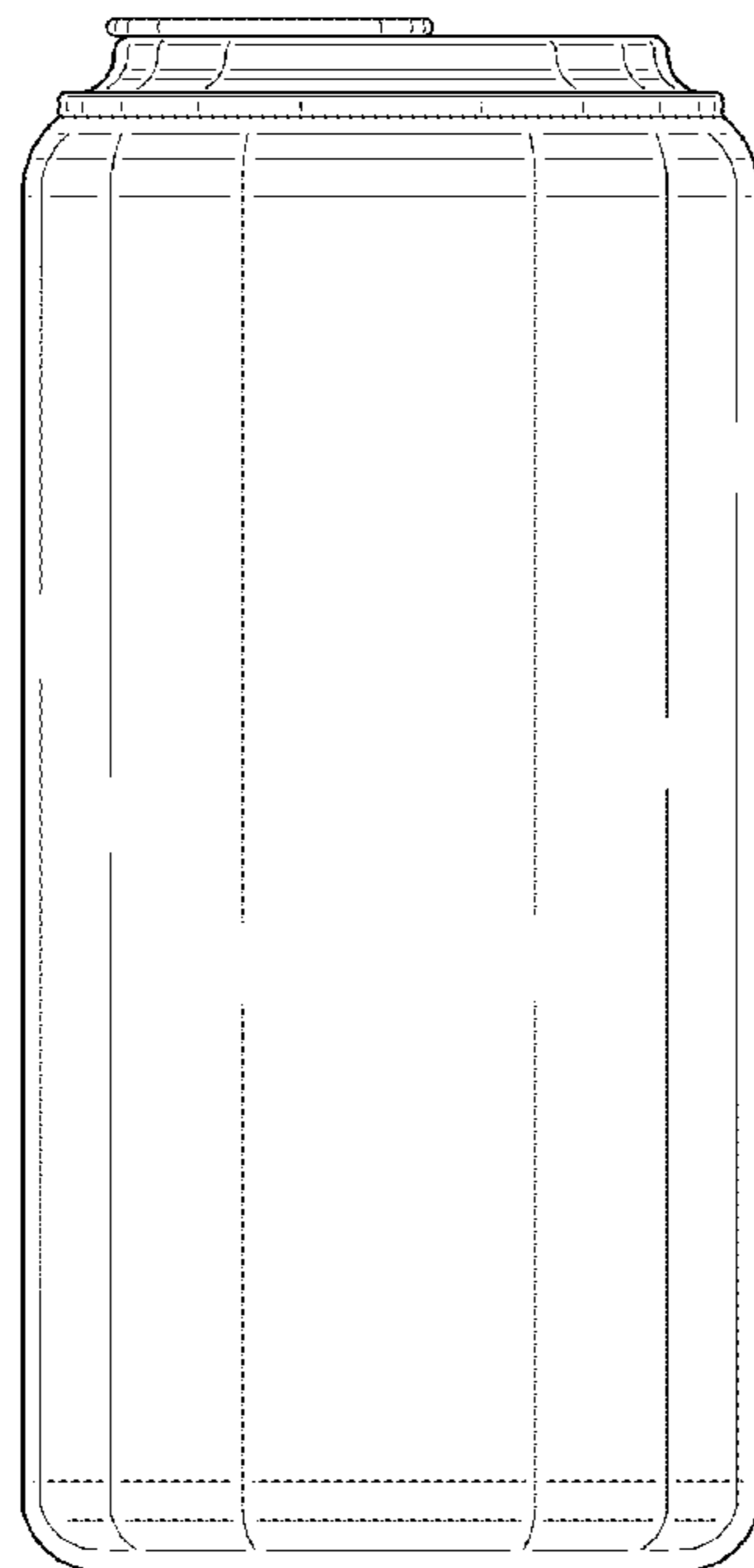
(57) **CLAIM**

I claim the ornamental design for a beverage can, as shown and described.

**DESCRIPTION**

FIG. 1 is a front view of the beverage can.  
FIG. 2 is a back view of the claimed design.  
FIG. 3 is a side view of the claimed design.  
FIG. 4 is a top view of the claimed design; and,  
FIG. 5 is a bottom view of the claimed design.  
Applicant disclaims any recessed surfaces provided on the top and bottom interior surfaces of the claimed design.

**1 Claim, 4 Drawing Sheets**






FIG. 1




FIG. 2




FIG. 3

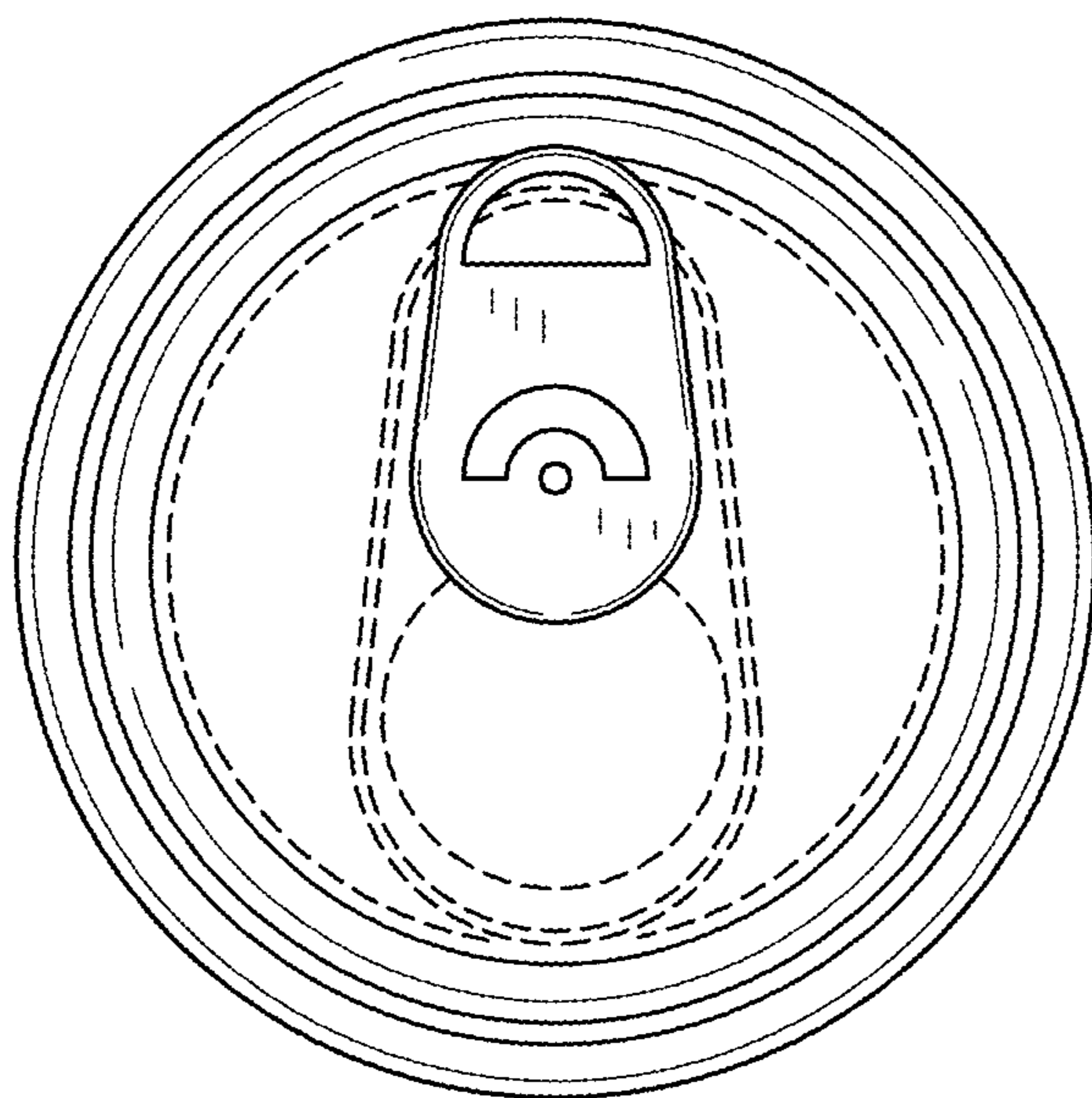


FIG. 4

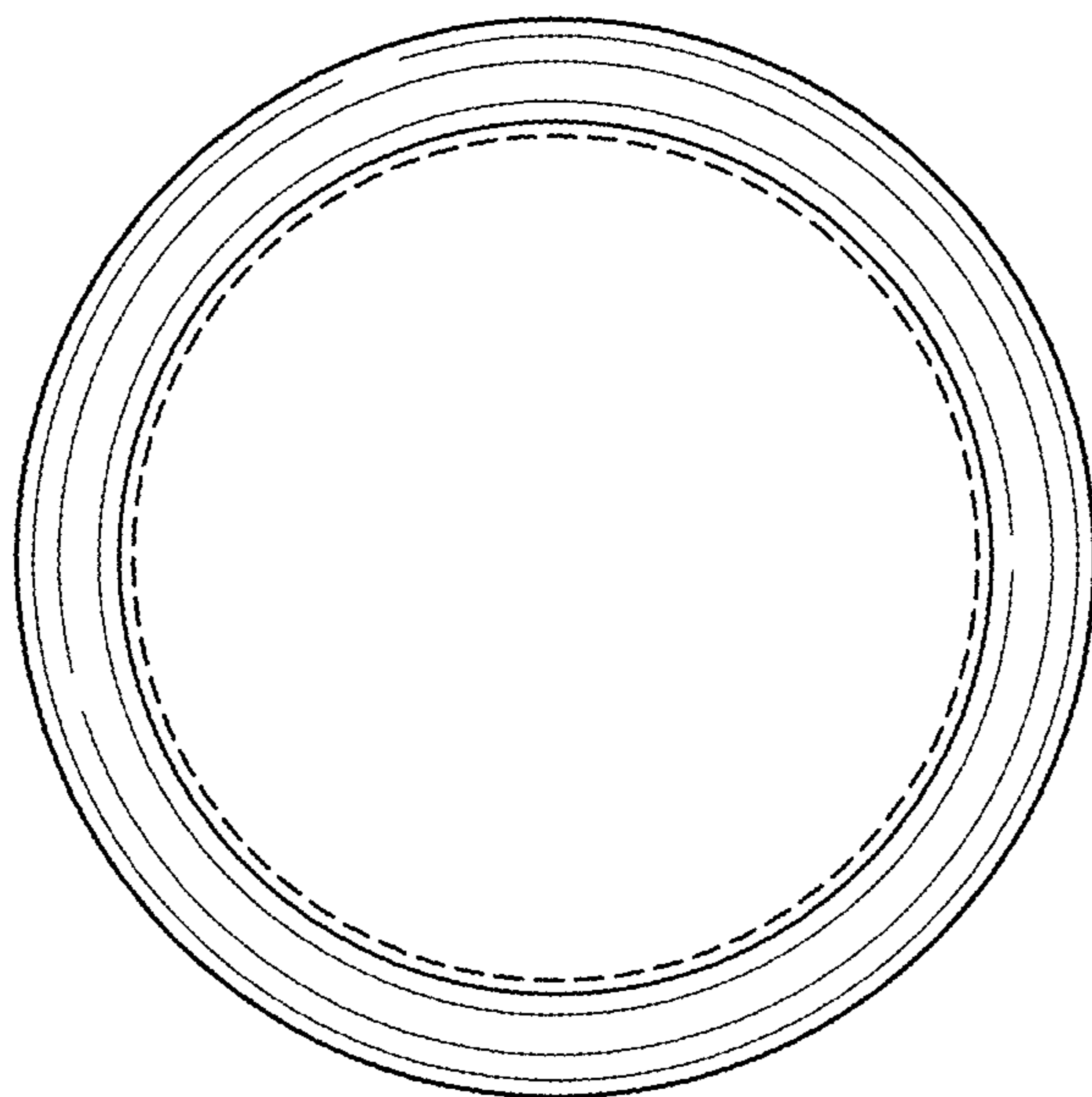


FIG. 5