



US00D778708S

(12) **United States Design Patent**
Jeng et al.

(10) **Patent No.:** **US D778,708 S**

(45) **Date of Patent:** **** Feb. 14, 2017**

- (54) **ESCUTCHEON**
- (71) Applicant: **TONG LUNG METAL INDUSTRY CO., LTD.**, Minxiong Township, Chiayi County (TW)
- (72) Inventors: **Ruei-Jie Jeng**, Jhuci Township, Chiayi County (TW); **Ching-Chuan Kuo**, Singang Township, Chiayi County (TW)
- (73) Assignee: **Tong Lung Metal Industry Co., Ltd.**, Minxiong Township (TW)
- (**) Term: **15 Years**
- (21) Appl. No.: **29/551,267**
- (22) Filed: **Jan. 12, 2016**

- 6,145,353 A * 11/2000 Doucet E05B 47/0692
70/149
- 6,733,050 B1 * 5/2004 Yao E05B 63/044
292/137
- 6,828,519 B2 * 12/2004 Bui H01H 9/02
174/53
- 7,091,429 B2 * 8/2006 Case E05B 15/02
200/314
- 7,984,631 B2 * 7/2011 Case E05B 15/02
70/278.1
- 8,141,400 B2 * 3/2012 Sorensen E05B 47/068
340/5.54
- D682,658 S * 5/2013 Cramer D8/331
- D737,661 S * 9/2015 Chan D8/330
- D756,196 S * 5/2016 Huang D8/330
- D766,067 S * 9/2016 Hyde D8/330
- D767,972 S * 10/2016 Huang D8/330

* cited by examiner

(30) **Foreign Application Priority Data**

Aug. 27, 2015 (TW) 104304695

(51) **LOC (10) Cl.** **08-07**

(52) **U.S. Cl.**
USPC **D8/331; D8/330; D8/350**

(58) **Field of Classification Search**
USPC D8/330, 331, 334, 300, 301, 350; 70/14,
70/20-22, 57, 57.1, 284-286, 314,
70/DIG. 44, 266, 277, 271; 292/288-292
CPC E05B 9/00; E05B 9/02; E05B 2009/006;
E05B 49/00; E05B 19/00; E05B
15/00; E05B 49/02; E05B 17/00; E05B
3/00
See application file for complete search history.

(56) **References Cited**

U.S. PATENT DOCUMENTS

- 3,041,720 A * 7/1962 Pantas E05B 15/02
428/542.2
- 5,433,333 A * 7/1995 Martell E01F 9/615
220/243

Primary Examiner — Prabhakar Deshmukh
(74) *Attorney, Agent, or Firm* — The Mueller Law Office, P.C.

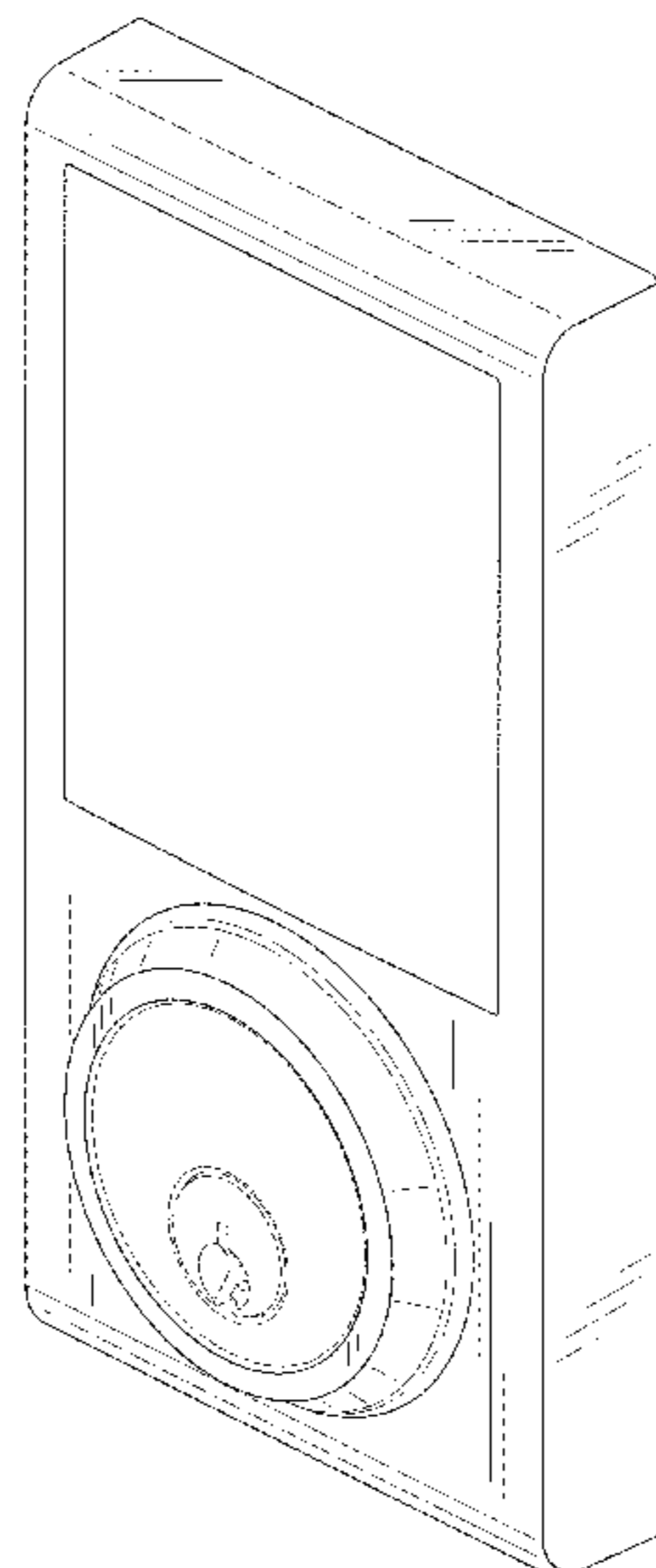
(57) **CLAIM**

The ornamental design for an escutcheon, as shown and described.

DESCRIPTION

FIG. 1 is a perspective view of the escutcheon showing our new design;
FIG. 2 is a front elevational view thereof;
FIG. 3 is a left side elevational view thereof;
FIG. 4 is a right side elevational view thereof;
FIG. 5 is a top plan view thereof; and,
FIG. 6 is a bottom plan view thereof.
The rear view forms no part of the claimed design and is omitted.
The broken lines shown represent unclaimed subject matter and form no part of the claimed design.

1 Claim, 4 Drawing Sheets






FIG.1

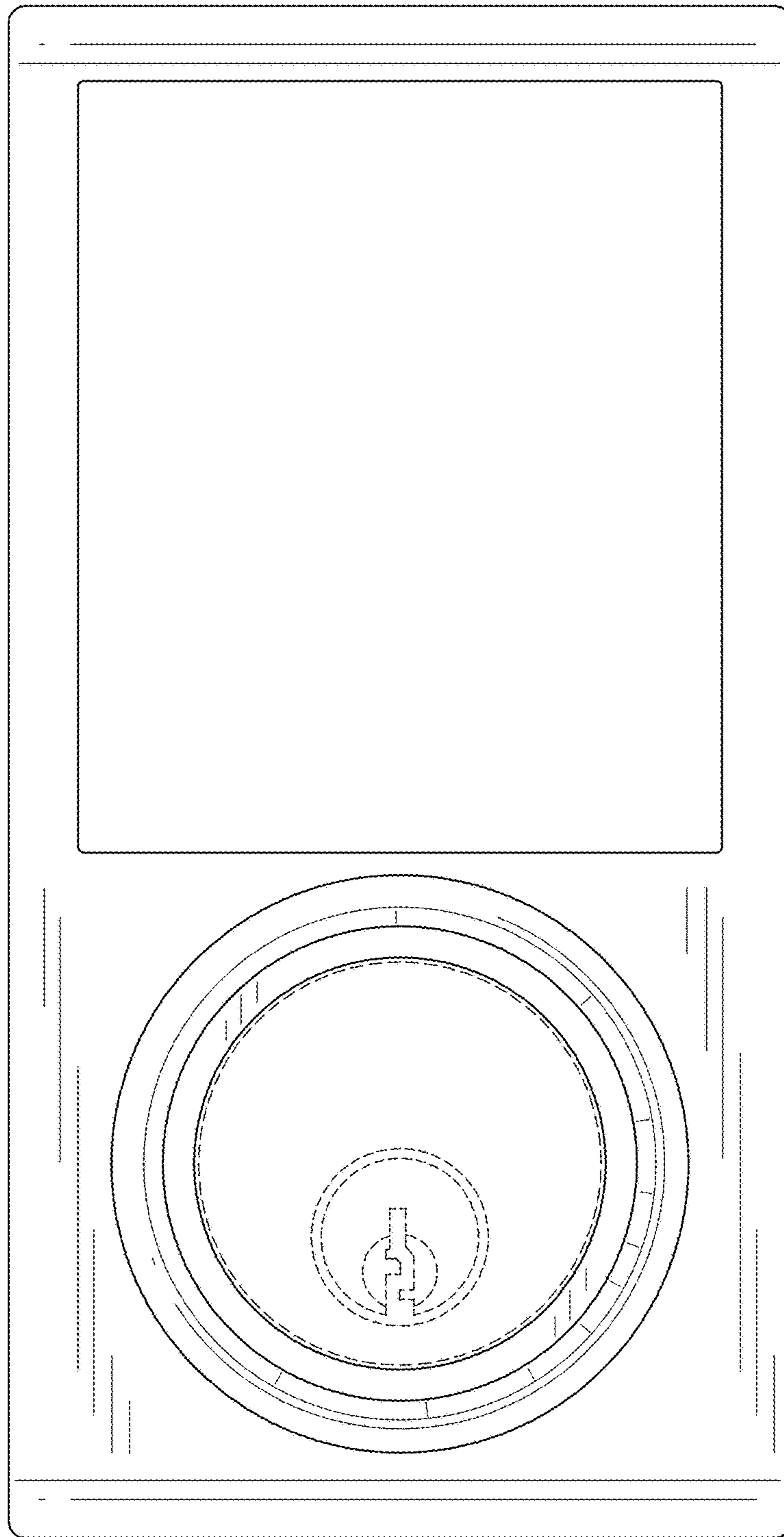


FIG. 2

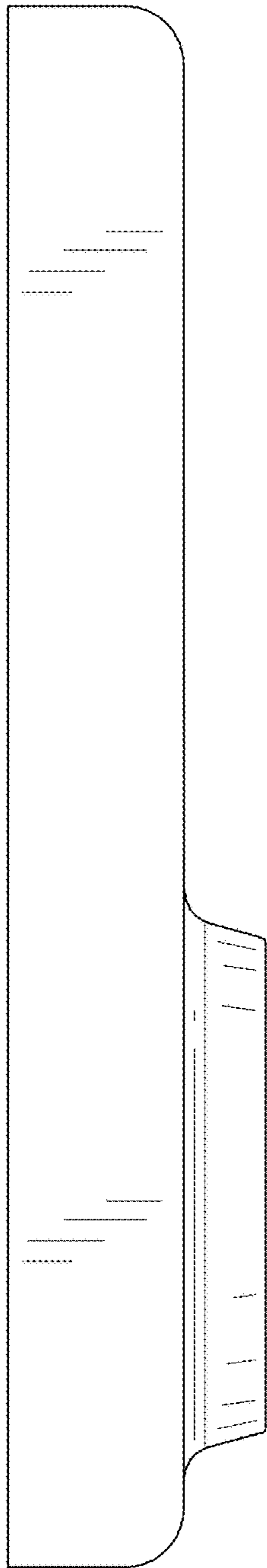


FIG.3

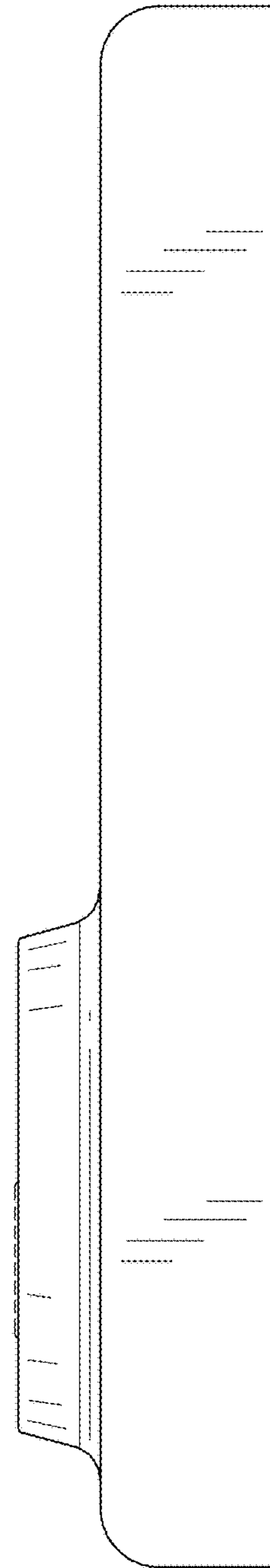


FIG.4

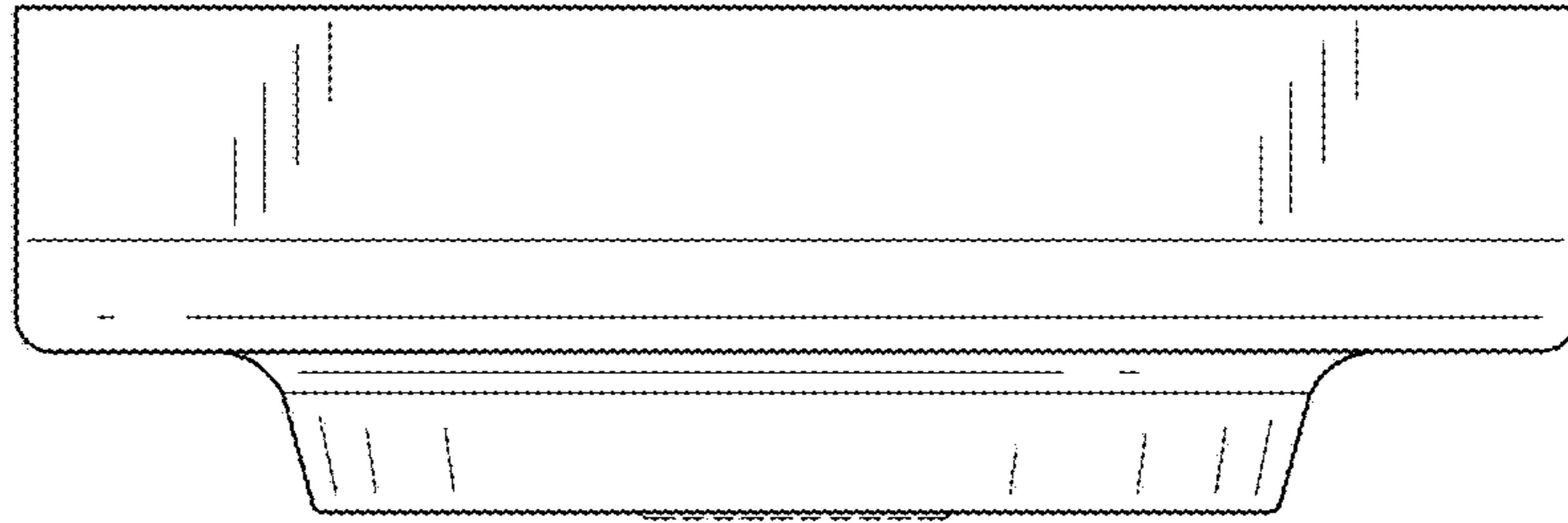


FIG. 5

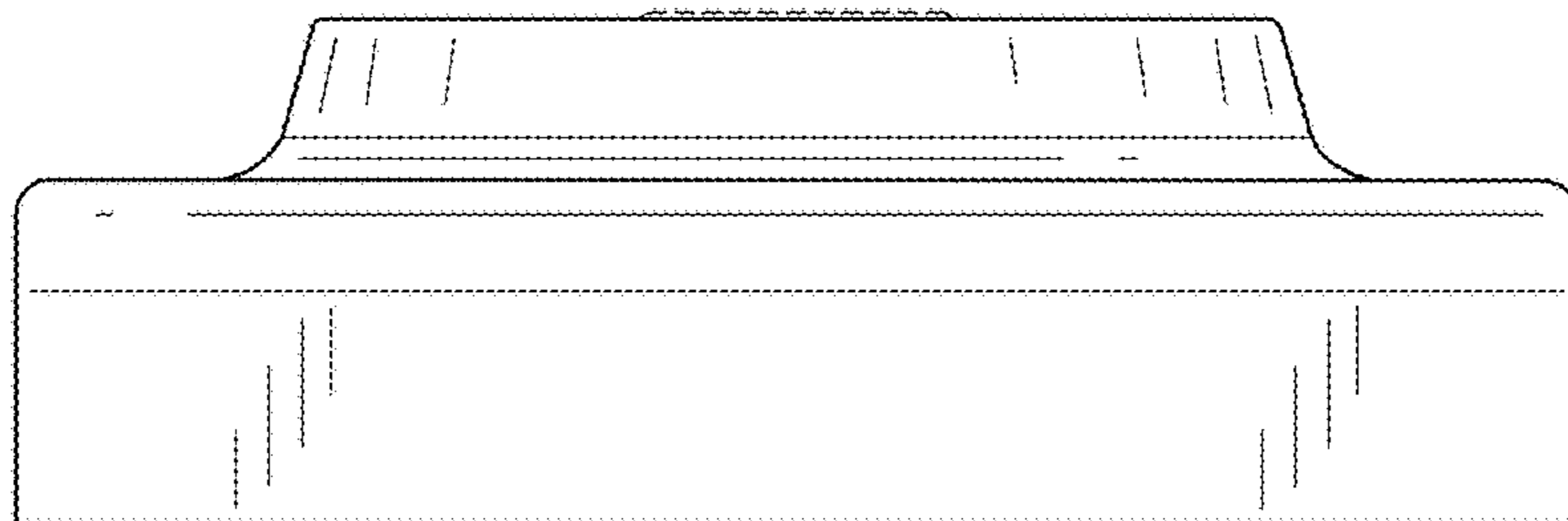


FIG. 6