



US00D778681S

(12) **United States Design Patent**
Chen

(10) **Patent No.:** **US D778,681 S**

(45) **Date of Patent:** **** Feb. 14, 2017**

(54) **HOLDER FOR CUP-SHAPED CAPSULE**

(71) Applicant: **Fang Yin Chen**, Taichung (TW)

(72) Inventor: **Fang Yin Chen**, Taichung (TW)

(**) Term: **15 Years**

(21) Appl. No.: **29/533,892**

(22) Filed: **Jul. 23, 2015**

(51) **LOC (10) Cl.** **07-06**

(52) **U.S. Cl.**
USPC **D7/600.1**

(58) **Field of Classification Search**

USPC D7/600.1-600.4, 601, 602, 590,
D7/619.1-625, 704; D6/404, 405, 406.4,
D6/463, 515, 552, 556, 566, 567, 517,
D6/553, 555
CPC A47B 81/007; A47B 81/00; A47B 96/00;
A47F 7/283; A47F 7/0078; A47F
1/08; A47F 1/00; A47J 47/16; A47J
47/01; A47J 47/20; A47J 47/00; A47J
31/3642; F16M 11/00; A47G 23/0208;
A47G 23/03; A47G 23/02; A47G
23/0633; A47G 23/08; A47G 29/00;
A01G 5/04

See application file for complete search history.

(56) **References Cited**

U.S. PATENT DOCUMENTS

D610,384 S *	2/2010	Chen	D7/619.1
D610,385 S *	2/2010	Chen	D7/619.1
D623,457 S *	9/2010	Chen	D6/566
D625,534 S *	10/2010	Chen	D6/566
D630,902 S *	1/2011	Chen	D6/566
D630,903 S *	1/2011	Chen	D7/566
D632,136 S *	2/2011	Chen	D6/566
D632,137 S *	2/2011	Chen	D6/566
D632,529 S *	2/2011	Chen	D6/566
D634,983 S *	3/2011	Chen	D7/619.1
D634,991 S *	3/2011	Chen	D7/704

D635,406 S *	4/2011	Chen	D6/566
D636,638 S *	4/2011	Chen	D6/566
D636,639 S *	4/2011	Chen	D6/566
D637,042 S *	5/2011	Chen	D6/566
D653,503 S *	2/2012	Chen	D6/566
D656,795 S *	4/2012	Chen	D7/600.1
D656,796 S *	4/2012	Chen	D7/600.1
D656,797 S *	4/2012	Chen	D7/600.1
D657,200 S *	4/2012	Chen	D7/600.1
D657,201 S *	4/2012	Chen	D7/600.1
D657,630 S *	4/2012	Chen	D7/600.1
D662,363 S *	6/2012	Chen	D7/600.1
D664,811 S *	8/2012	Chen	D7/600.1
D692,279 S *	10/2013	Chen	D7/619.1
D693,648 S *	11/2013	Chen	D7/600.1
D696,040 S *	12/2013	Tsai	D6/515

(Continued)

Primary Examiner — Ian Simmons

Assistant Examiner — Shannon Morgan

(74) *Attorney, Agent, or Firm* — Raymond Y. Chan;
David and Raymond Patent Firm

(57) **CLAIM**

The ornamental design for a holder for cup-shaped capsule, as shown and described.

DESCRIPTION

FIG. 1 is a front perspective view of a holder for cup-shaped capsule showing my new design.

FIG. 2 is a front view thereof.

FIG. 3 is a rear view thereof.

FIG. 4 is a right view thereof.

FIG. 5 is a left view thereof.

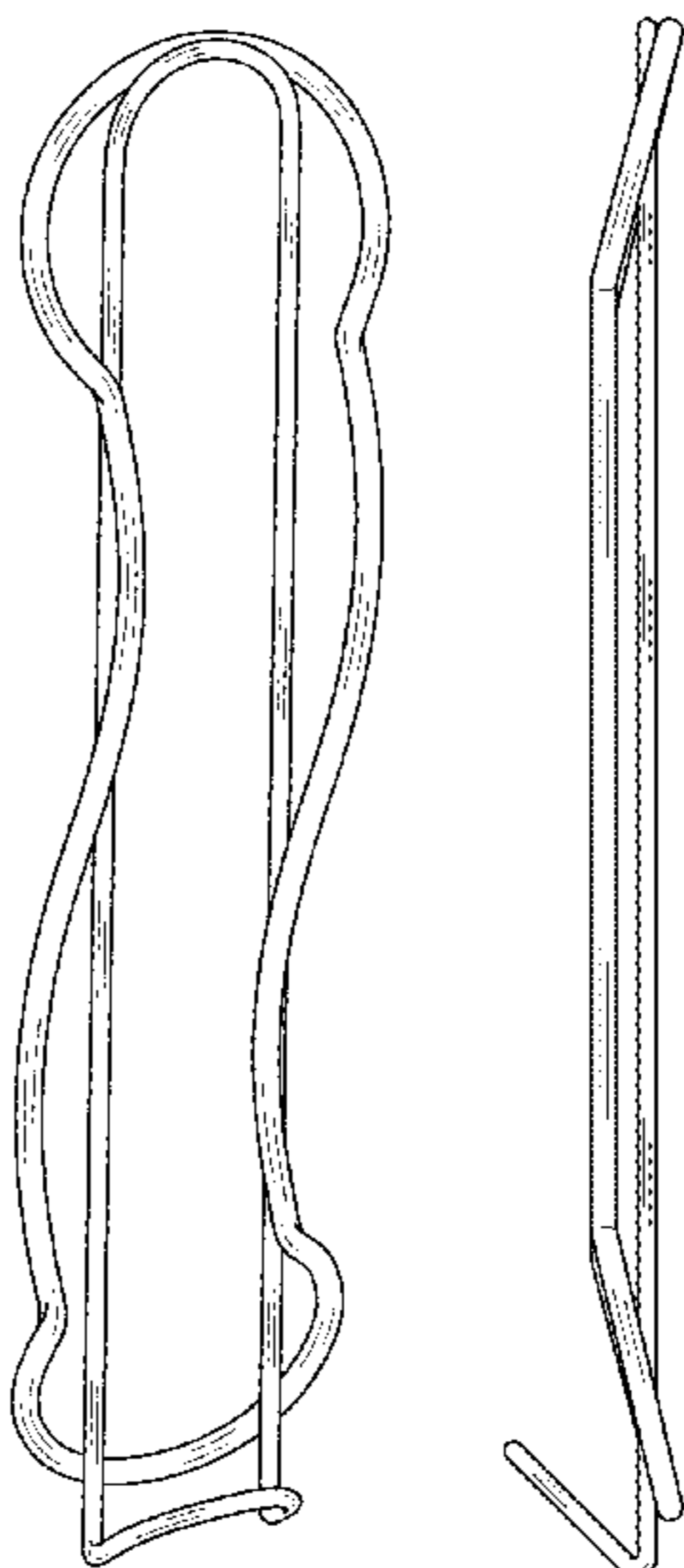
FIG. 6 is a top view thereof.

FIG. 7 is a bottom view thereof; and,

FIG. 8 is a front perspective view of the holder for cup-shaped capsule showing my new design.

The broken lines in FIG. 8 of the holder for cup-shaped capsule are for the purpose of illustrating environment, and form no part of the claimed design.

1 Claim, 8 Drawing Sheets



(56)

References Cited

U.S. PATENT DOCUMENTS

2012/0006770 A1* 1/2012 Chen A47F 1/082
211/59.2
2012/0085716 A1* 4/2012 Chen A47G 23/0208
211/41.11
2013/0015147 A1* 1/2013 Chen A47J 31/3642
211/49.1
2013/0020269 A1* 1/2013 Chen A47F 7/28
211/49.1

* cited by examiner

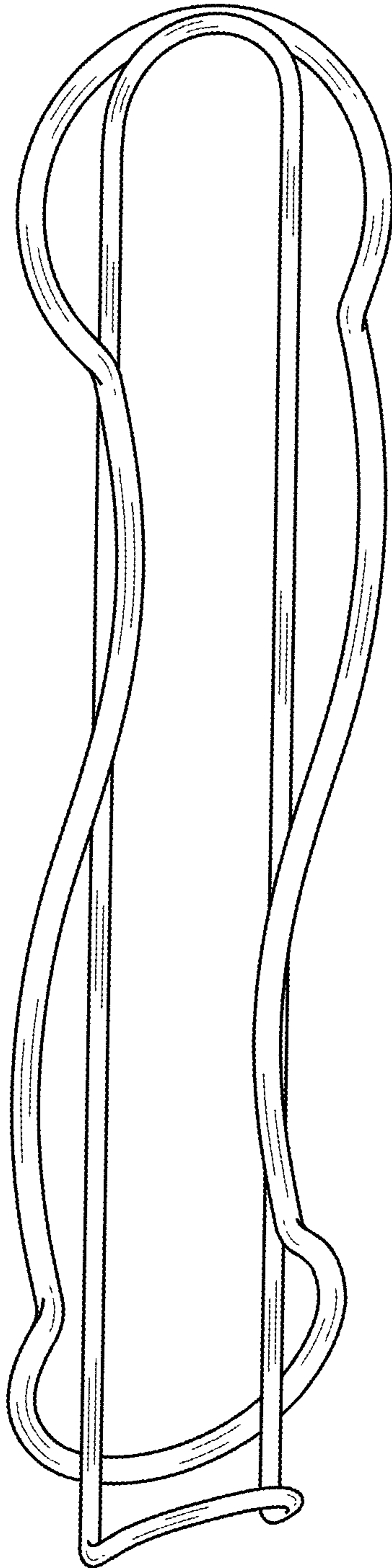


FIG. 1

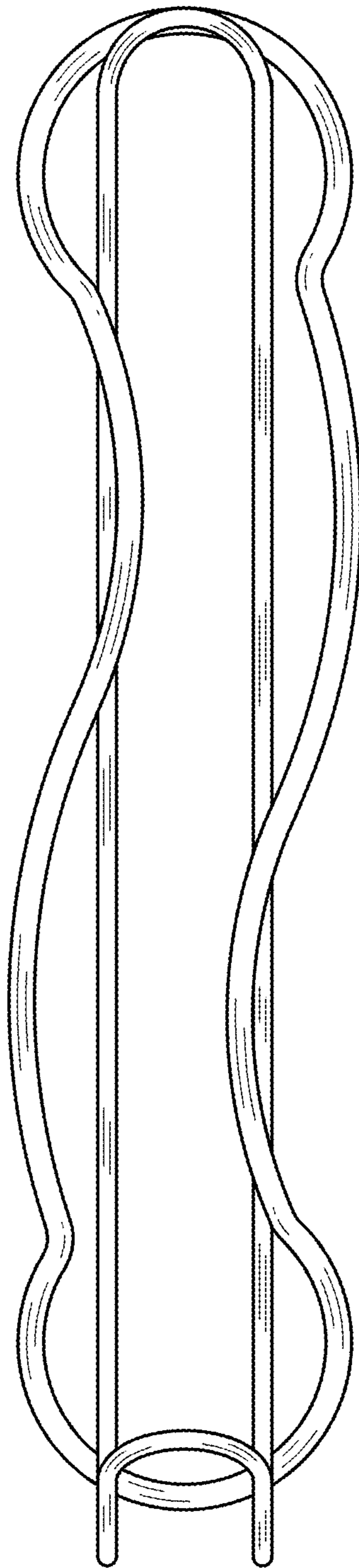


FIG. 2



FIG. 3

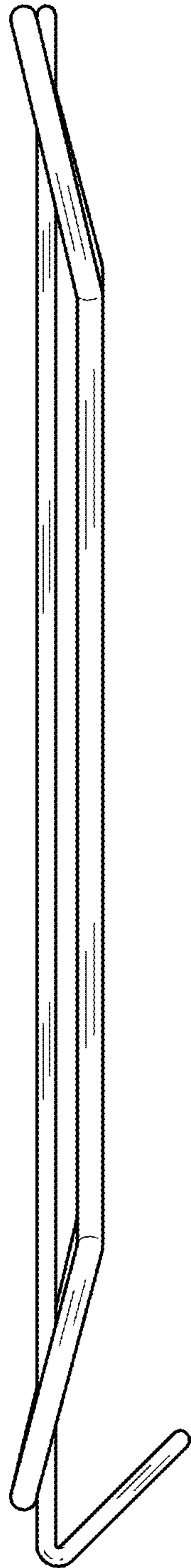


FIG. 4

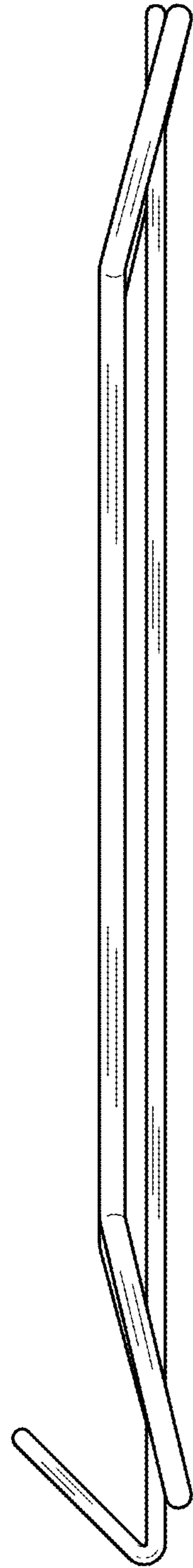


FIG. 5

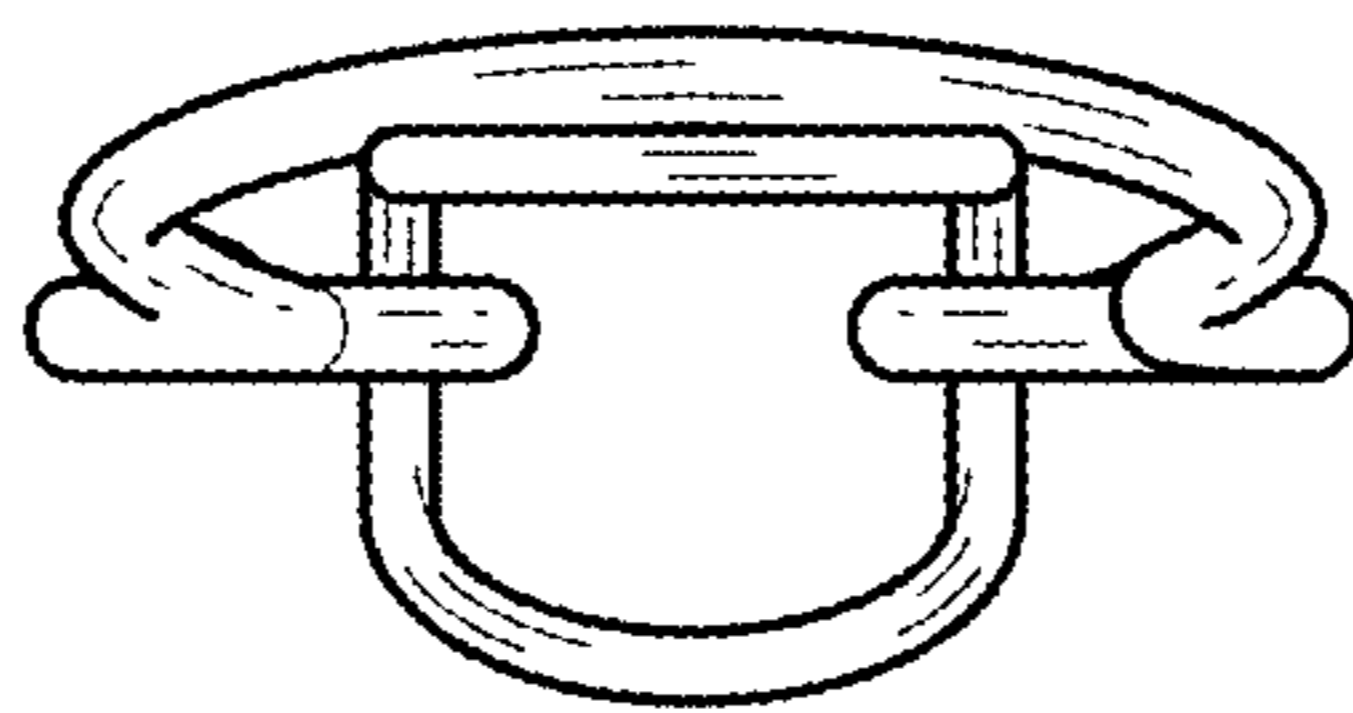


FIG. 6

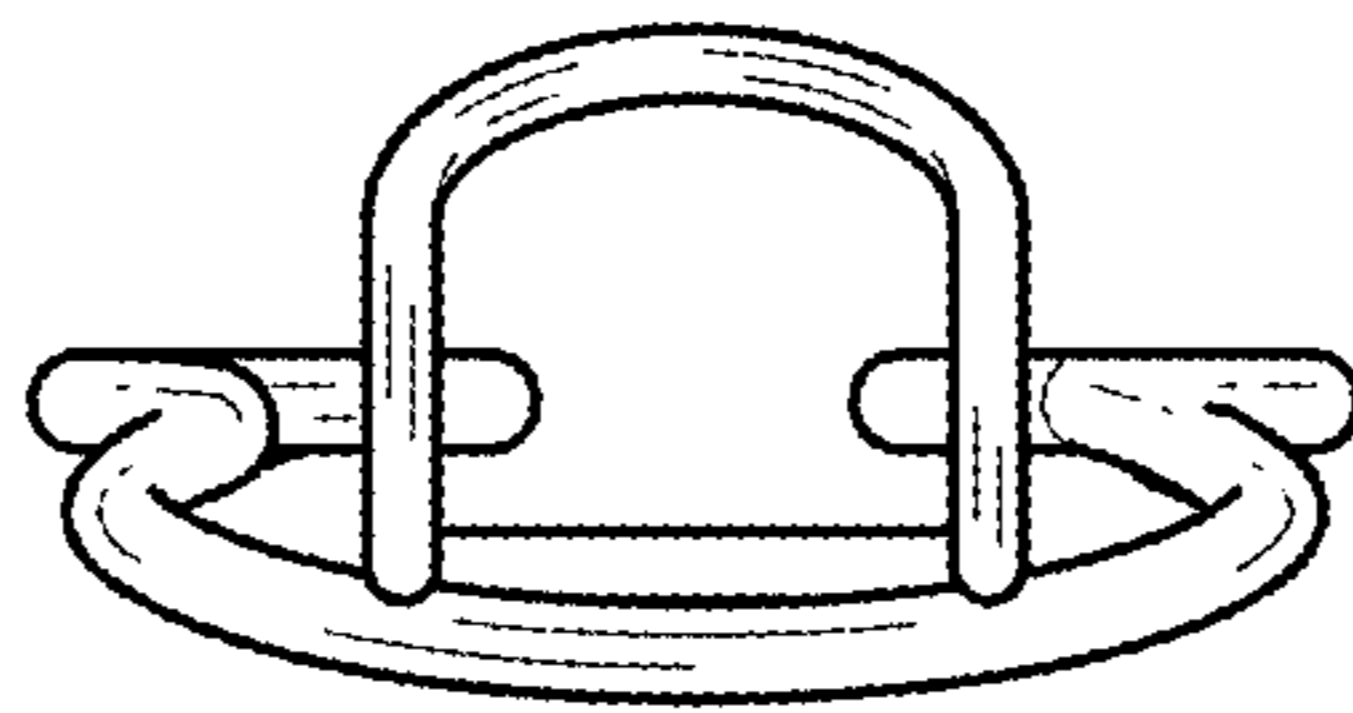


FIG. 7

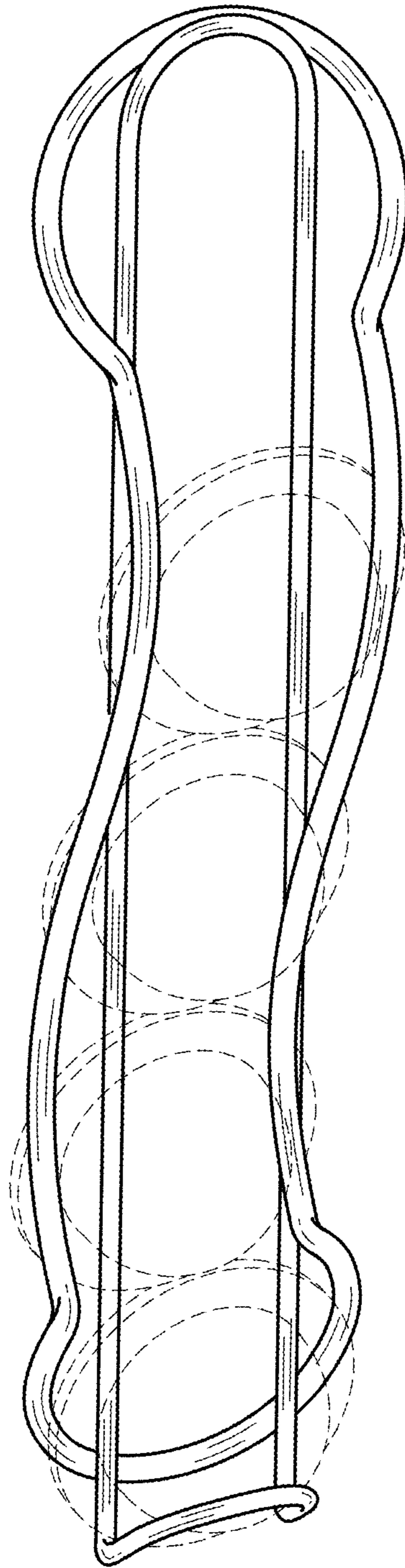


FIG. 8