



US00D778673S

(12) **United States Design Patent** (10) **Patent No.:** **US D778,673 S**
Fastabend et al. (45) **Date of Patent:** **** Feb. 14, 2017**

(54) **BLADE SET**

(56) **References Cited**

(71) Applicant: **Prince Castle LLC**, Carol Stream, IL (US)
(72) Inventors: **Mark Fastabend**, Chicago, IL (US); **Kyle Kestner**, Schaumburg, IL (US); **Anthony Caringella**, Norridge, IL (US); **Michael Graef**, Naperville, IL (US); **Julia Padvoiskis**, Chicago, IL (US); **Eric Larson**, Peconica, IL (US); **Scott Hammac**, Joliet, IL (US)

U.S. PATENT DOCUMENTS

2,563,237 A 6/1947 Grocoff
D148,703 S * 2/1948 Ingram et al. D7/673
D164,693 S 10/1951 Kooas
2,592,657 A * 4/1952 Cierley A21C 11/106
83/543
2,836,212 A 5/1958 Albert
3,163,192 A * 12/1964 Lupoli B26D 1/553
99/538
3,277,574 A * 10/1966 Giasi B26D 1/553
83/651.1
3,463,211 A 8/1969 Holz
3,924,501 A 12/1975 Cohen et al.
4,059,037 A 11/1977 Gerson et al.
D264,542 S * 5/1982 Doyel D7/695

(73) Assignee: **Prince Castle LLC**, Carol Stream, IL (US)

(**) Term: **14 Years**

(Continued)

(21) Appl. No.: **29/517,820**

OTHER PUBLICATIONS

(22) Filed: **Feb. 17, 2015**

Edlund, Manual Fruit & Vegetable Slicer, 2014.

(51) **LOC (10) Cl.** **31-00**

(Continued)

(52) **U.S. Cl.**
USPC **D7/412**

(58) **Field of Classification Search**
USPC D7/376-386, 412, 673-674, 693, 695
CPC A21C 11/106; A47J 9/003; A47J 36/00;
B26B 3/04; B26D 1/14; B26D 1/143; B26D 1/15; B26D 1/153; B26D 1/157; B26D 1/18; B26D 1/28; B26D 1/553; B26D 5/00; B26D 5/06; B26D 5/08; B26D 5/10; B26D 5/12; B26D 5/22; B26D 5/26; B26D 5/38; B26D 5/42; B26D 7/00; B26D 7/01; B26D 7/08; B26D 7/12; B26D 7/18; B26D 7/1818; B26D 7/22; B26D 7/225; B26D 7/24; B26D 7/26; B26D 7/2614; B26D 7/2621; B26D 7/2628; B26D 7/2635; B26D 7/30; B26D 7/32; B26D 7/325; B27G 13/00; B27G 13/005; B27G 13/10; B60H 1/3435; F24F 13/075

See application file for complete search history.

Primary Examiner — Ricky Pham
(74) *Attorney, Agent, or Firm* — Andrus Intellectual Property Law, LLP

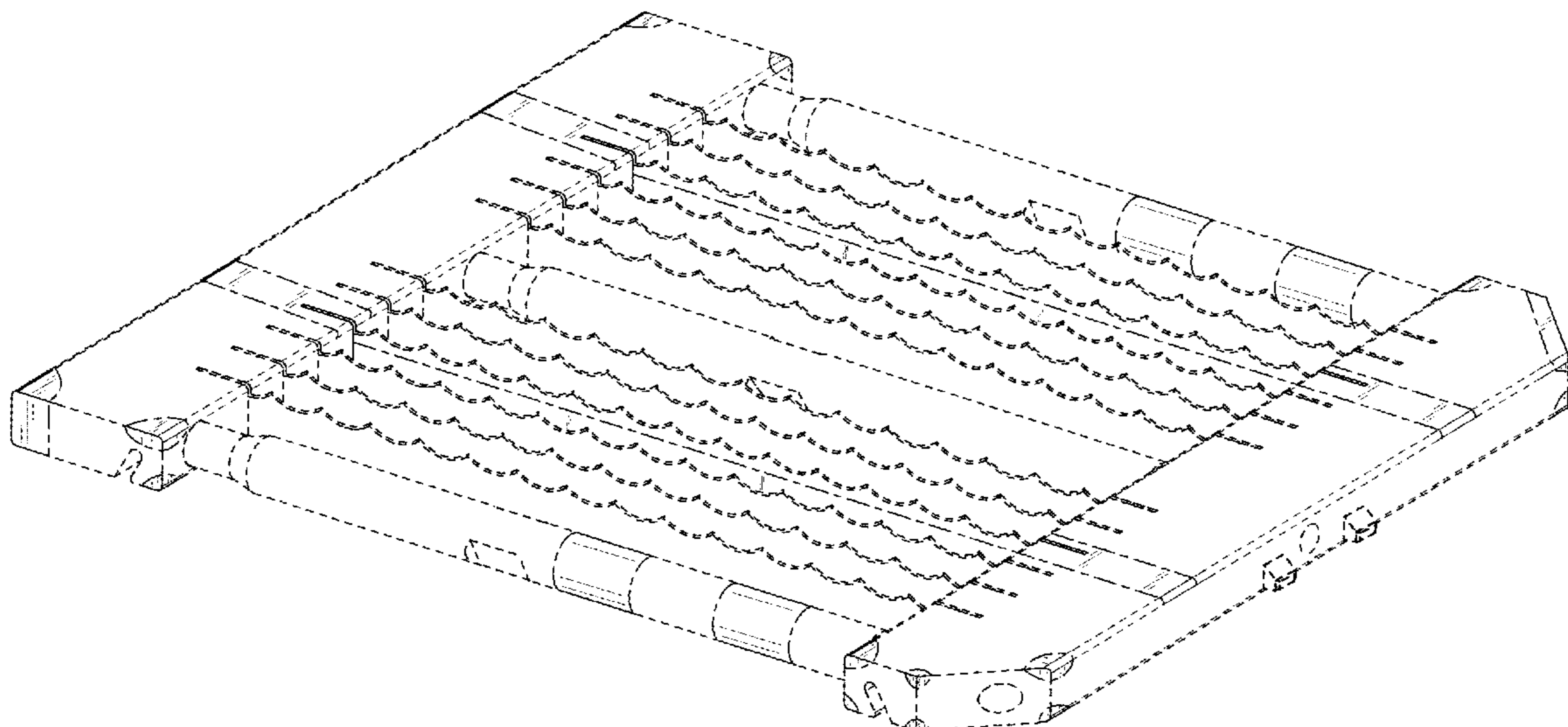
(57) **CLAIM**

The ornamental design for a blade set, as shown and described.

DESCRIPTION

FIG. 1 is a perspective view of a blade set;
FIG. 2 is a left view thereof;
FIG. 3 is a right view thereof;
FIG. 4 is a back side view thereof;
FIG. 5 is a front side view thereof;
FIG. 6 is a top view thereof; and,
FIG. 7 is a bottom view thereof.

1 Claim, 7 Drawing Sheets



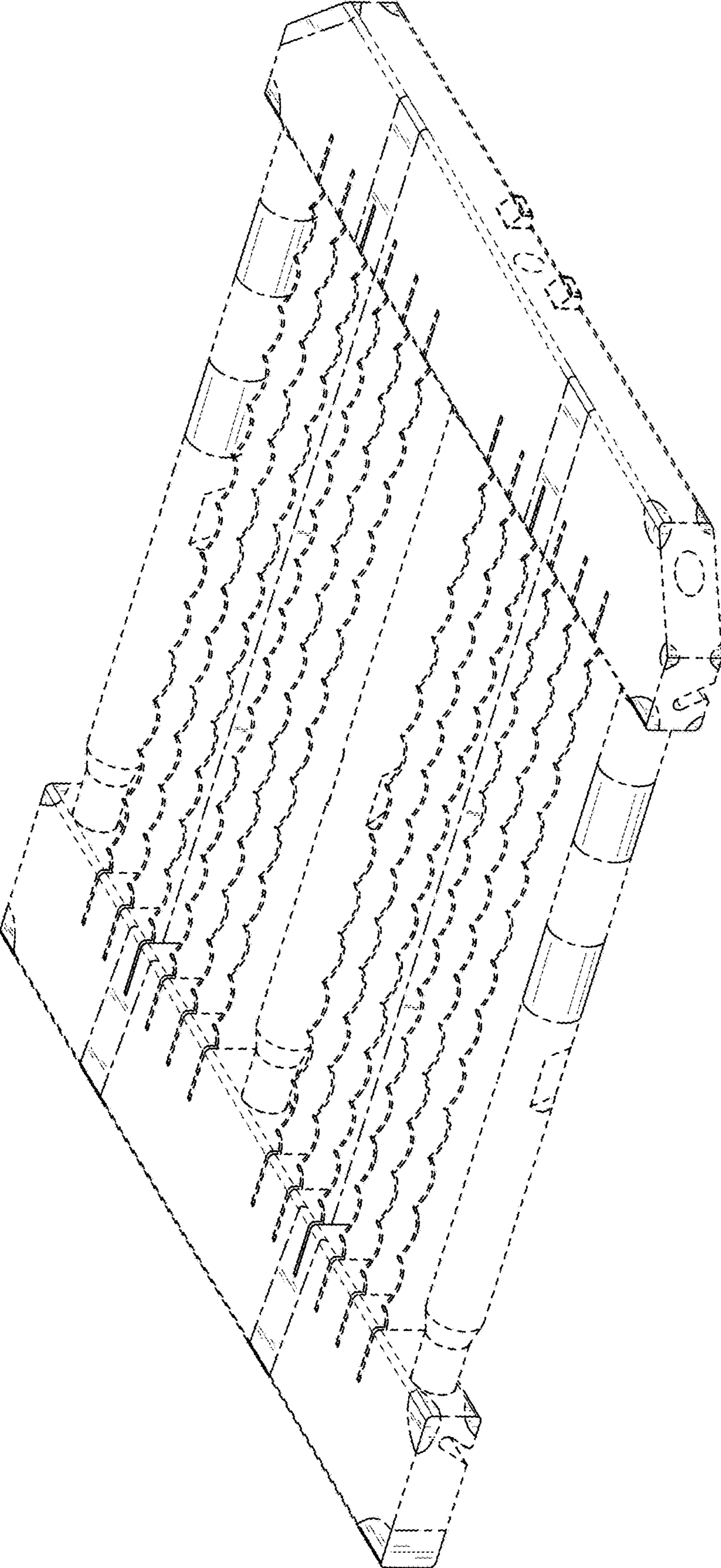


FIG. 1



FIG. 4



FIG. 5

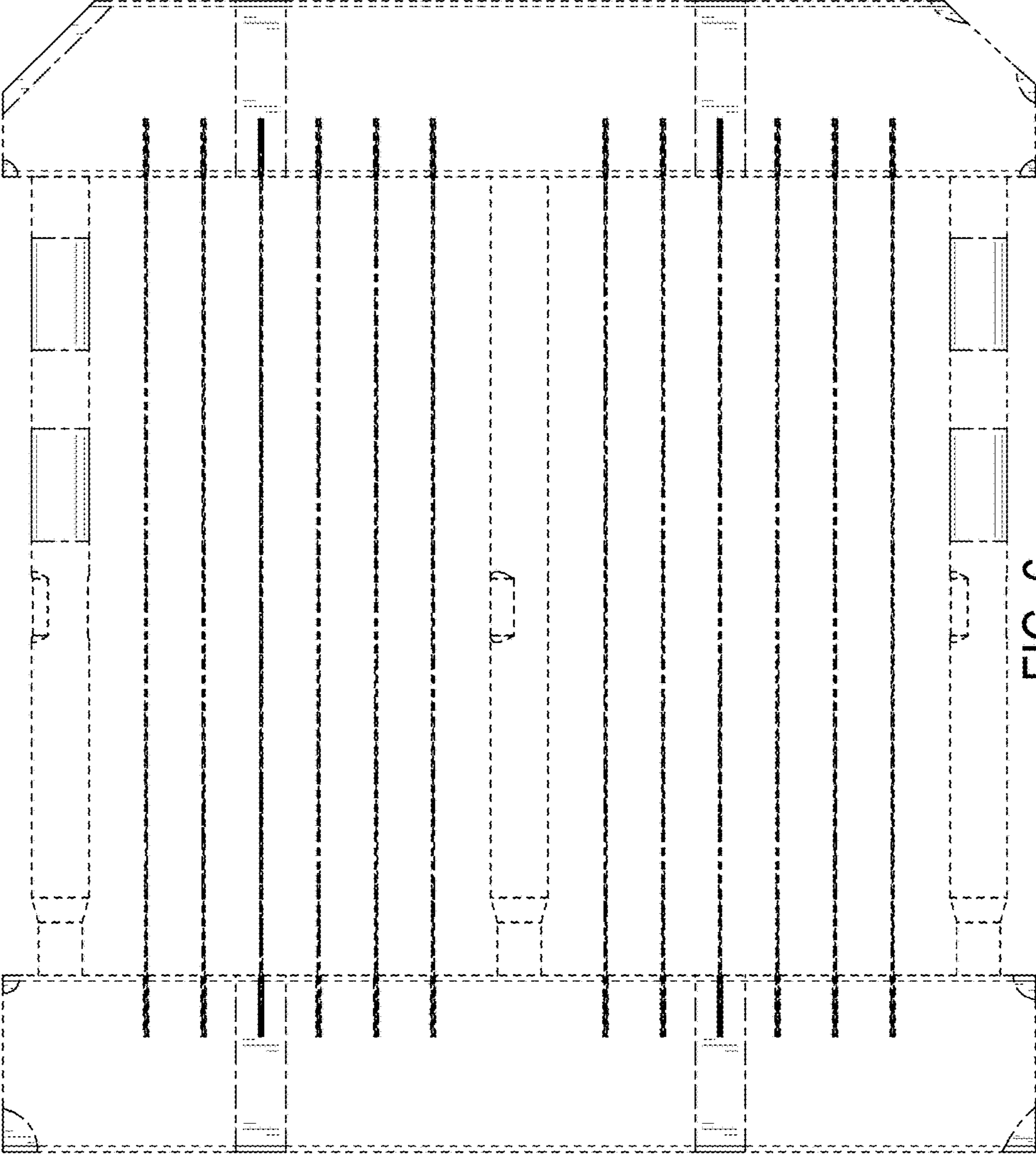


FIG. 6

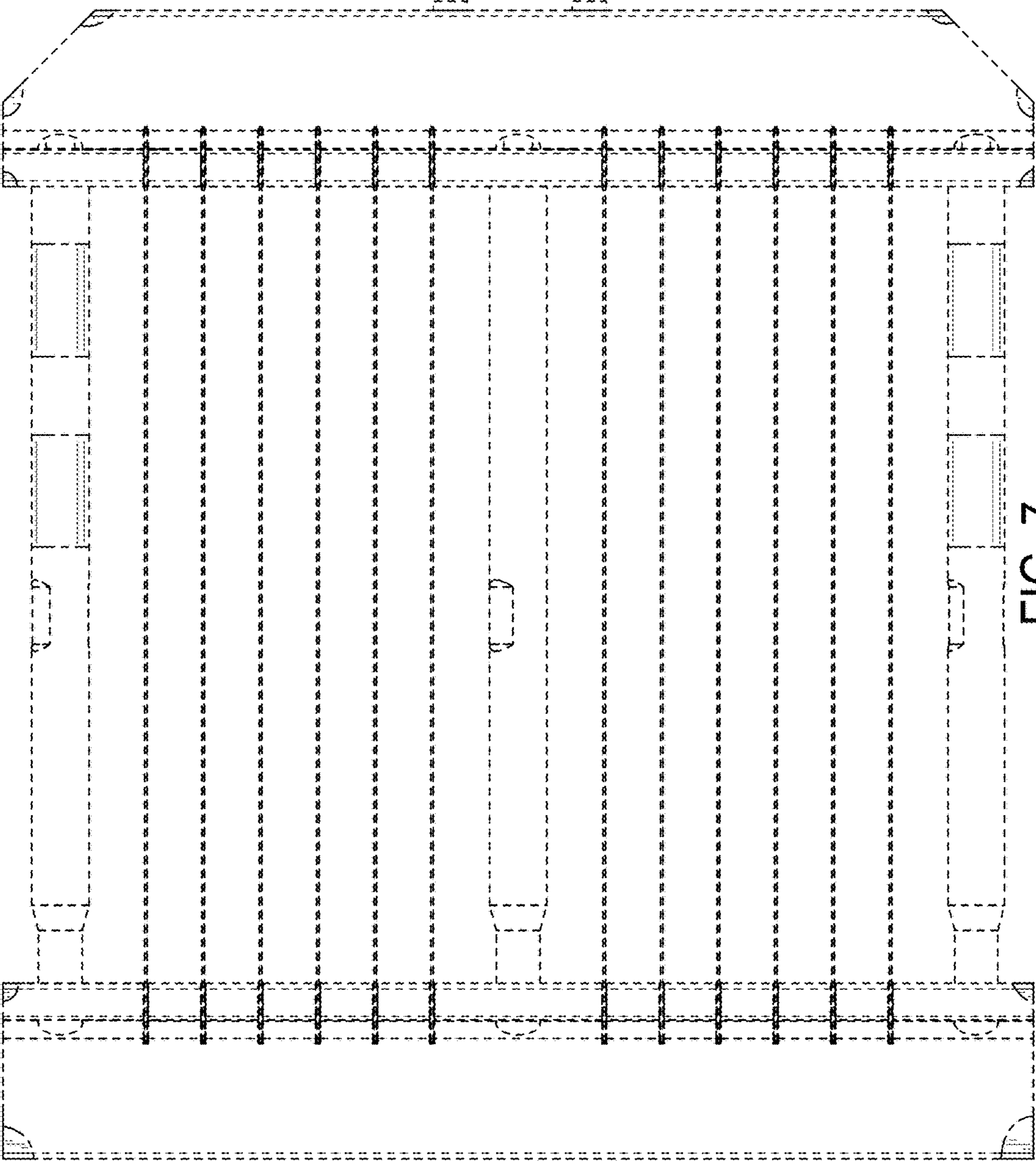


FIG. 7