



US00D778640S

(12) **United States Design Patent** (10) **Patent No.:** **US D778,640 S**
Martell et al. (45) **Date of Patent:** **** Feb. 14, 2017**

(54) **DISPLAY FIXTURE**
(71) Applicant: **Target Brands, Inc.**, Minneapolis, MN (US)
(72) Inventors: **Timothy J. Martell**, Brooklyn Park, MN (US); **Enzo Vardaro**, Montreal (CA)
(73) Assignee: **Target Brands, Inc.**, Minneapolis, MN (US)

D435,182 S * 12/2000 Mason D6/680.2
6,443,317 B1 * 9/2002 Brozak, Jr. A47F 7/021
211/85.1
D500,417 S * 1/2005 Levin D6/680.2
D534,372 S * 1/2007 Babbino D6/680.2
D535,835 S * 1/2007 Campbell D6/680
D559,589 S * 1/2008 Stellan-Solimine D6/675.4
D632,508 S * 2/2011 Levy D6/680.2
D644,453 S * 9/2011 Levy D6/680.2

(Continued)

(**) Term: **14 Years**

GB 2024003 A 1/1980

(21) Appl. No.: **29/500,526**

OTHER PUBLICATIONS

(22) Filed: **Aug. 26, 2014**

Office Action from Canadian Patent Application No. 159,586, mailed Apr. 17, 2015 (3 pages).

(51) **LOC (10) Cl.** **06-06**

(52) **U.S. Cl.**
USPC **D6/675**

(58) **Field of Classification Search**
USPC D6/672, 673, 675-675.1, 675.3, 675.4
CPC A47B 43/00; A47B 49/00; A47F 1/00
See application file for complete search history.

Primary Examiner — Kelley Donnelly
(74) *Attorney, Agent, or Firm* — Leanna Taveggia Farrell; Westman, Champlin & Koehler, P.A.

(56) **References Cited**

(57) **CLAIM**

The ornamental design for a display fixture, as shown and described.

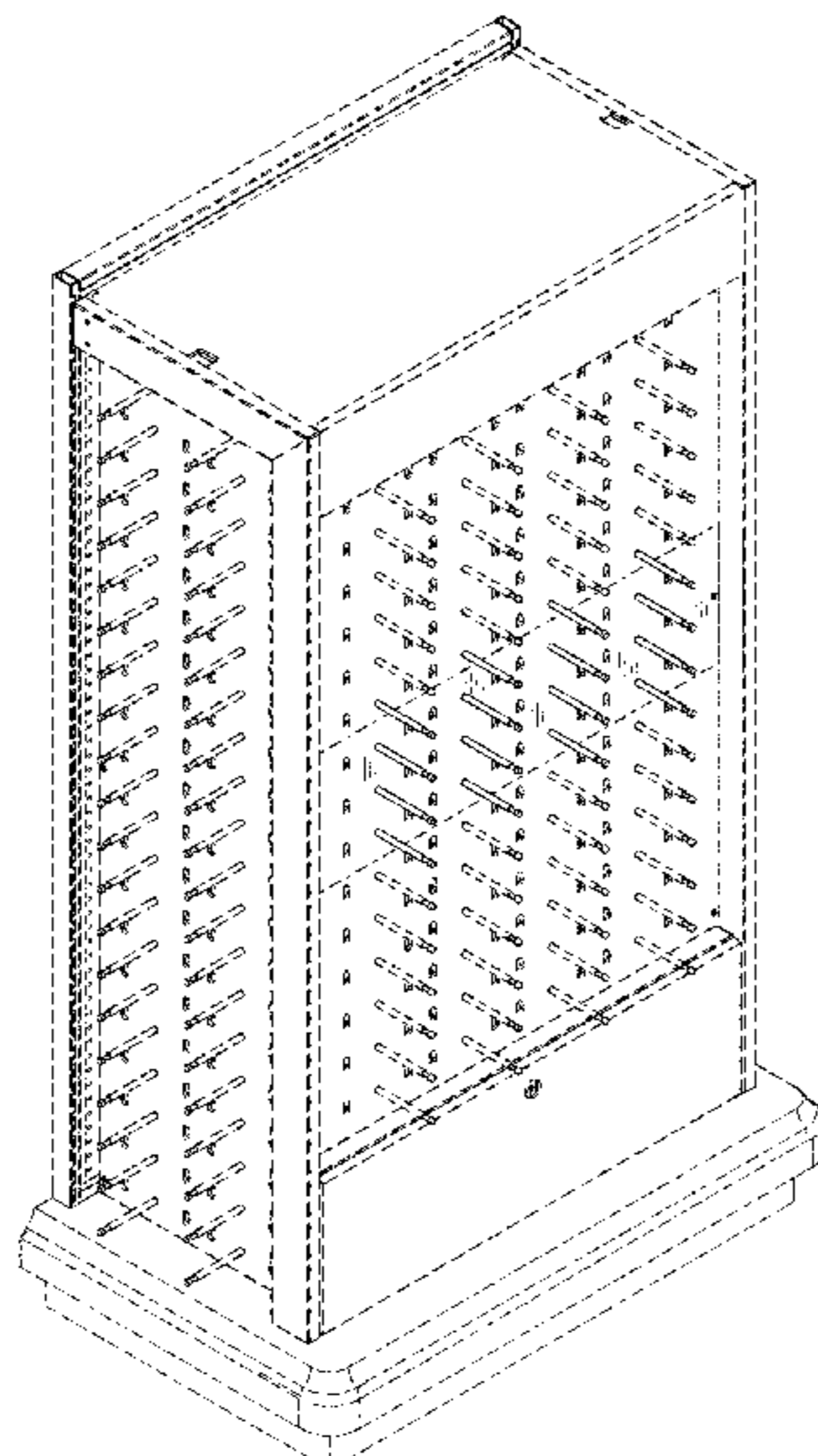
U.S. PATENT DOCUMENTS

DESCRIPTION

3,333,708 A 8/1967 Leblanc et al.
3,351,208 A 11/1967 Siegel
3,884,357 A 5/1975 Bloch
3,891,092 A * 6/1975 Surrette A47F 5/04
211/163
3,924,750 A 12/1975 Dunchock
D245,956 S 10/1977 Dunchock
4,480,755 A * 11/1984 Cartwright A47F 5/02
211/163
4,805,781 A 2/1989 Tegel
D369,038 S * 4/1996 Lechleiter D6/680.2
D382,420 S * 8/1997 Woodward D6/680.2
D385,130 S * 10/1997 Woodward D6/680.2
D401,083 S * 11/1998 Woodward D6/680
D430,432 S * 9/2000 Mason D6/678.1

FIG. 1 is a perspective view of a first embodiment of a display fixture showing our new design;
FIG. 2 is a front view thereof;
FIG. 3 is a right side view thereof, the left side view being a mirror image; and,
FIG. 4 is a top view thereof.
The dash-dash-dash broken lines illustrate portions of the display fixture and form no part of the claimed design. The dash-dot-dash broken lines illustrate boundaries and form no part of the claimed design.

1 Claim, 4 Drawing Sheets



(56)

References Cited

U.S. PATENT DOCUMENTS

D655,533	S	*	3/2012	Denby	D6/680
D684,396	S		6/2013	Stukenberg et al.		
D685,588	S		7/2013	Stukenberg et al.		
D689,715	S	*	9/2013	Wong	D6/675.1
D690,139	S	*	9/2013	Trinh	D6/672
D752,370	S	*	3/2016	Mchatet	D6/675
D755,545	S	*	5/2016	Trinh	D6/672

* cited by examiner

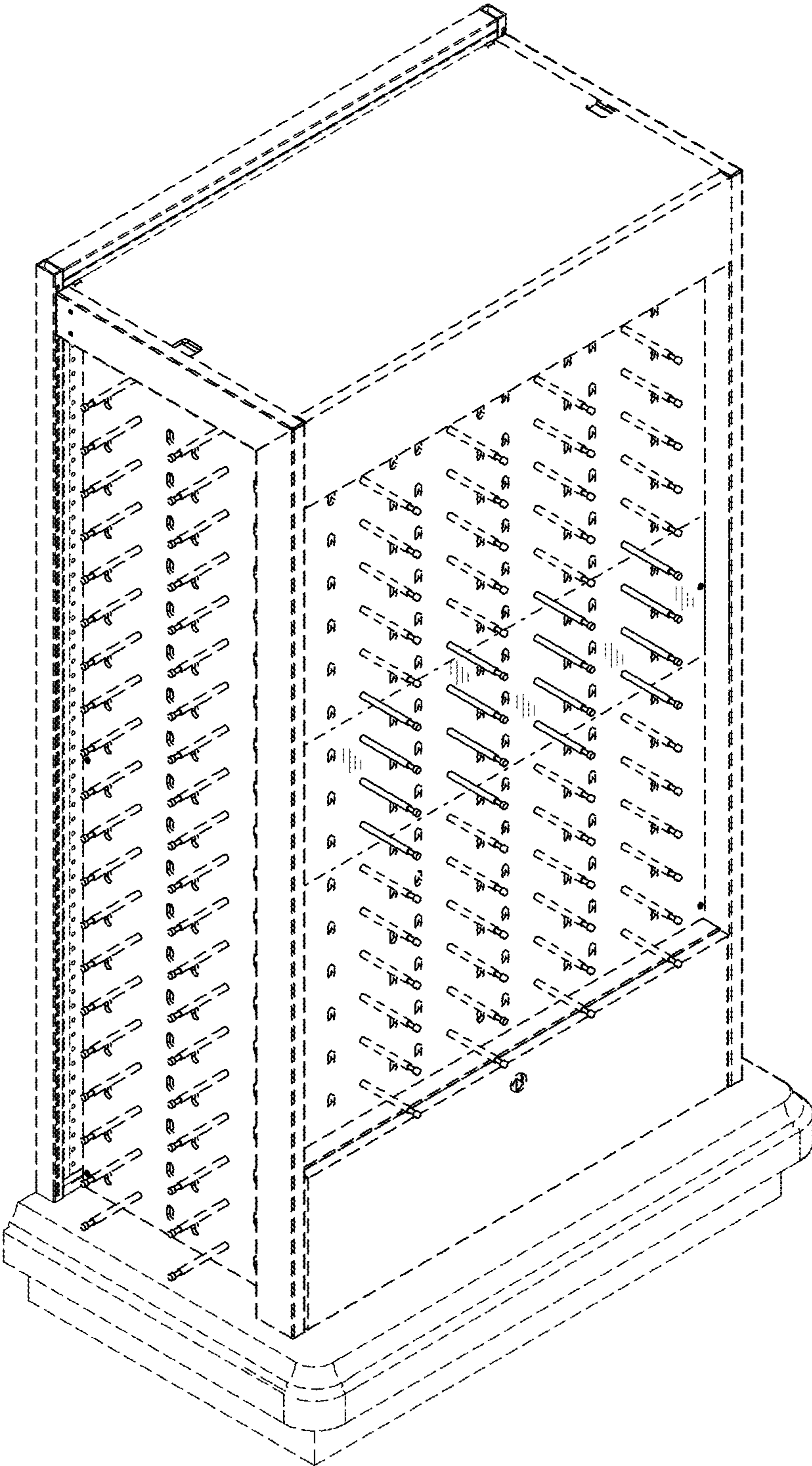


Fig. 1

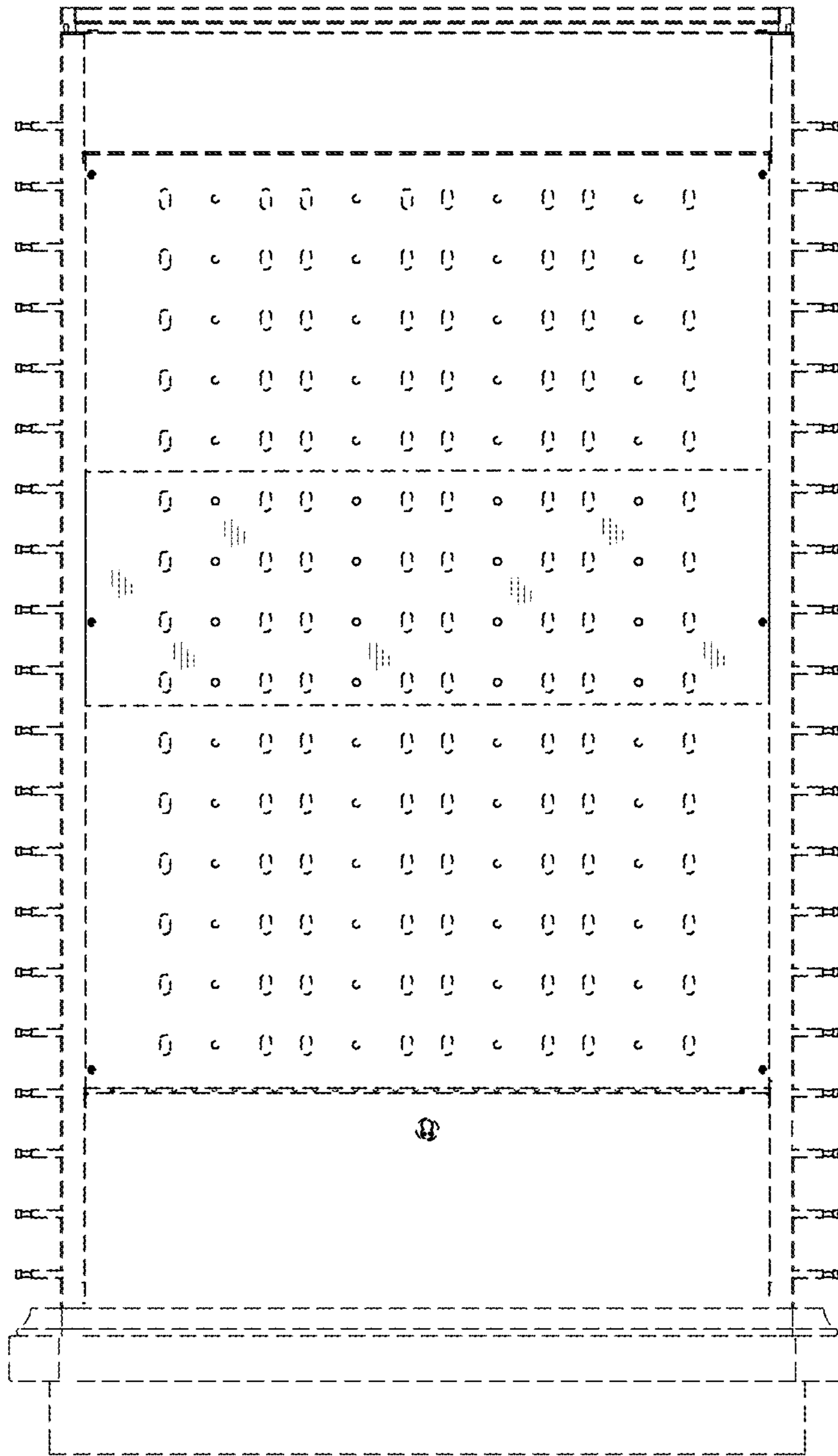


Fig. 2




Fig. 3

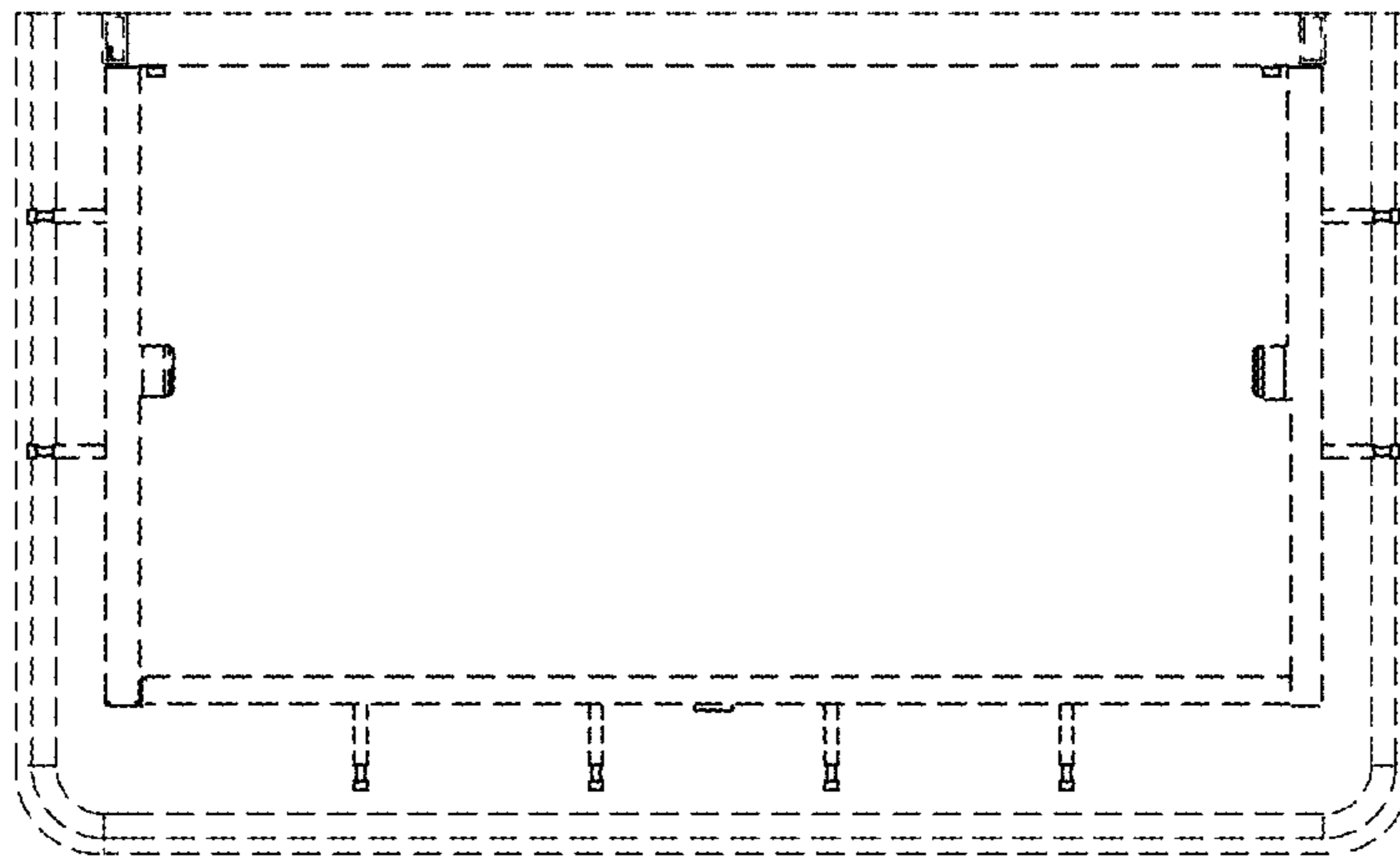


Fig. 4