



US00D778638S

(12) **United States Design Patent**
Williams

(10) **Patent No.:** **US D778,638 S**

(45) **Date of Patent:** **** Feb. 14, 2017**

(54) **COMBINED FITTED AND TOP SHEET**

(71) Applicant: **Samantha Williams**, Kinston, NC (US)

(72) Inventor: **Samantha Williams**, Kinston, NC (US)

(**) Term: **15 Years**

(21) Appl. No.: **29/545,164**

(22) Filed: **Nov. 10, 2015**

(51) **LOC (10) Cl.** **06-13**

(52) **U.S. Cl.**
USPC **D6/602**

(58) **Field of Classification Search**

USPC . D6/582-583, 587-592, 595-609, 617-622;
D21/803-809; D24/183

CPC A47G 9/00; A47G 2009/001; A47G
2009/002; A47G 2009/003; A47G 9/10;
A47G 9/1009; A47G 2009/1018; A47G
9/1045; A47G 9/1081; A47G
9/109; A47G 2009/005; A47G 2009/006;
A47G 9/02; A47G 9/0207; A47G 9/0215;
A47G 9/0223; A47G 9/023; A47G
9/0238; A47G 9/0246; A47G
9/0253; A47G 9/0261; A47G 2009/0269;
A47G 11/002; A47G 21/165

See application file for complete search history.

(56) **References Cited**

U.S. PATENT DOCUMENTS

5,020,177	A *	6/1991	Etherington	A47G 9/0246	5/496
5,177,821	A	1/1993	Kawtoski			
5,189,744	A *	3/1993	Roberts	A47G 9/0246	5/497
5,557,814	A *	9/1996	Cybulski	A47G 9/0246	5/485
5,884,349	A *	3/1999	Gretsinger	A47G 9/02	5/494

6,061,851	A	5/2000	Crowell			
6,108,836	A *	8/2000	Keene, III	A47G 9/02	5/482
6,502,258	B1 *	1/2003	Mitchell	A47G 9/0246	5/497
6,886,197	B1	5/2005	Madigan			
7,100,223	B1 *	9/2006	Anthony	A47G 9/0238	5/482
7,140,053	B1	11/2006	Mangano			
7,231,679	B2	6/2007	Ho			
7,487,561	B2 *	2/2009	Ho	A47G 9/02	5/482
8,214,949	B2 *	7/2012	Thompson	A47G 9/02	5/485
8,393,025	B2 *	3/2013	Crispino	A47C 21/028	5/494
8,650,681	B2 *	2/2014	Masoncup	D05B 93/00	5/493

(Continued)

FOREIGN PATENT DOCUMENTS

WO WO03103461 A1 12/2003

Primary Examiner — Mary Ann Calabrese

Assistant Examiner — Jennifer L Rempfer

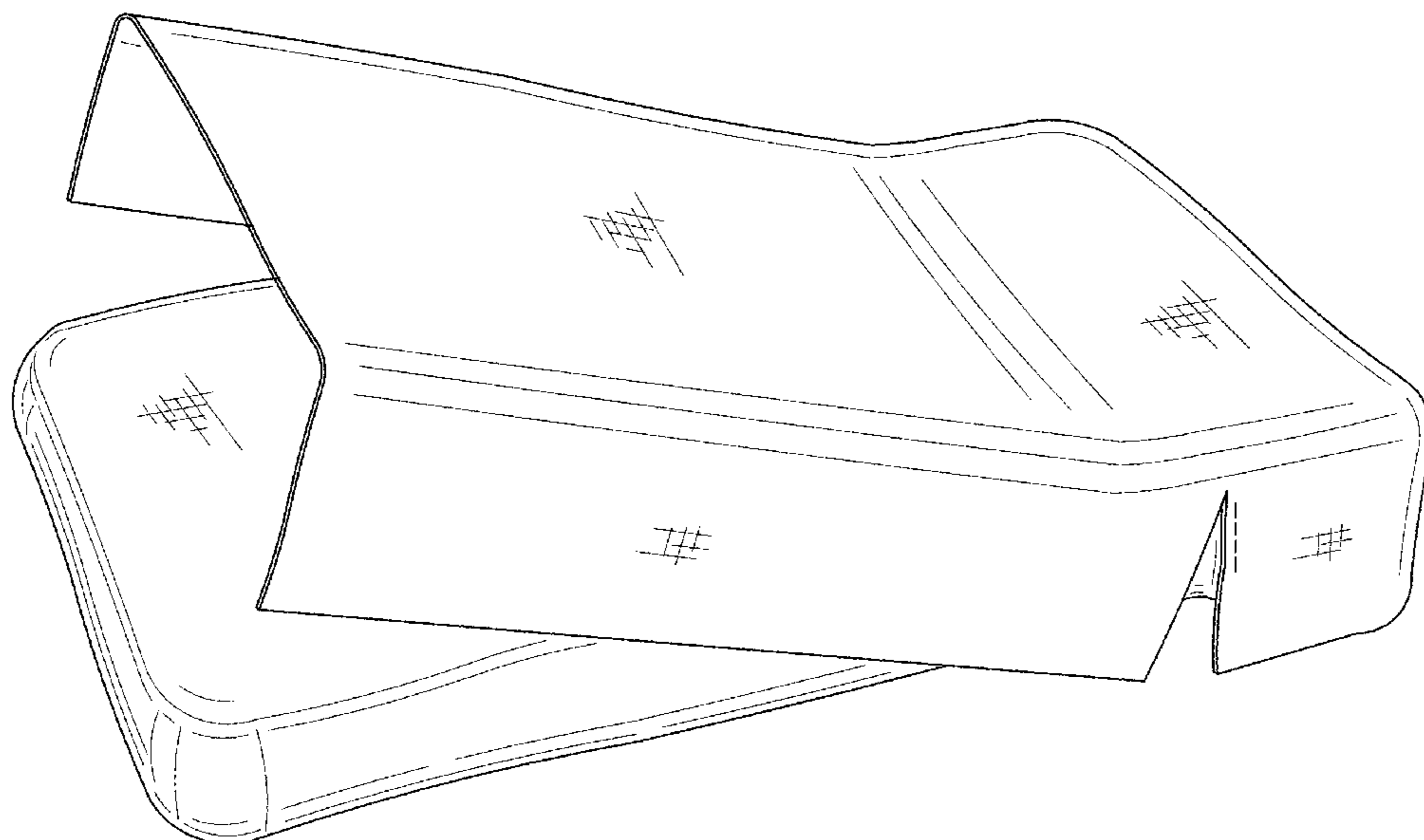
(57) **CLAIM**

I claim the ornamental design for a combined fitted and top sheet, as shown and described.

DESCRIPTION

FIG. 1 is a side view of the combined fitted and top sheet. FIG. 2 is a top view of the claimed design. FIG. 3 is a bottom view of the claimed design. FIG. 4 is a front view of the claimed design. FIG. 5 is a back view of the claimed design; and, FIG. 6 is a perspective view of the claimed design. The broken lines represent stitching.

1 Claim, 5 Drawing Sheets



(56)

References Cited

U.S. PATENT DOCUMENTS

2011/0302715 A1* 12/2011 Battaglia A47G 9/02
5/493

* cited by examiner

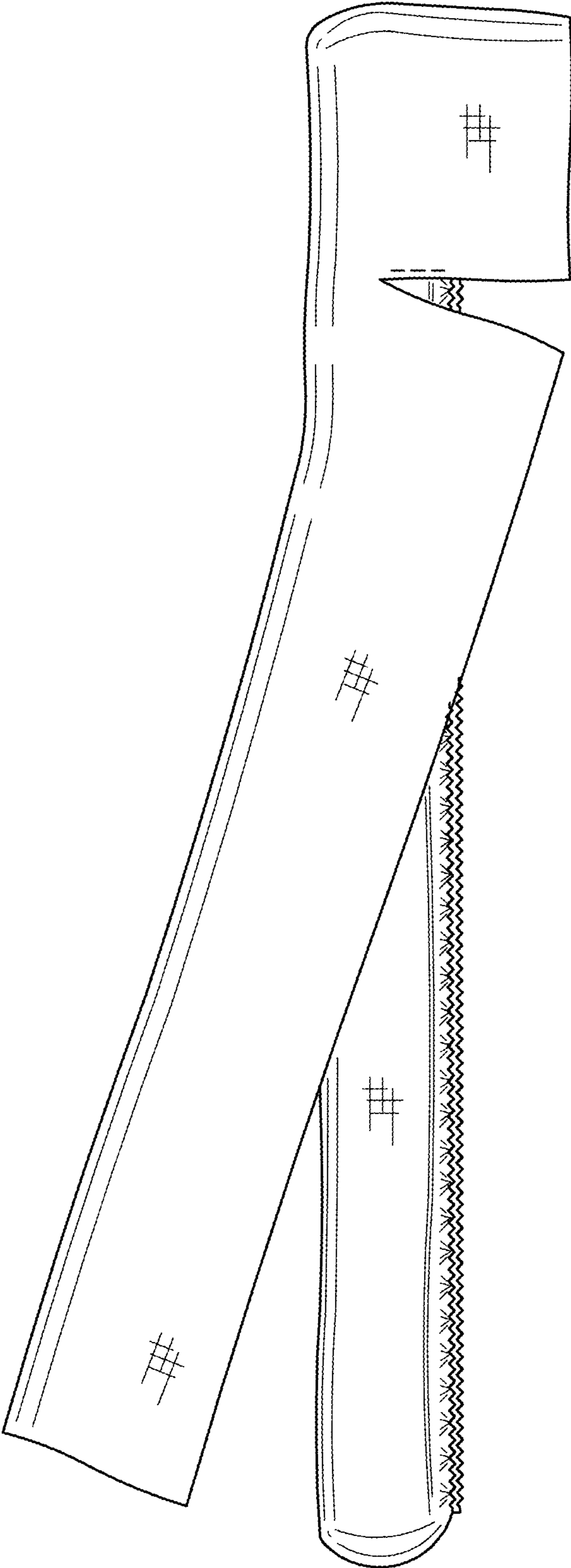


FIG. 1

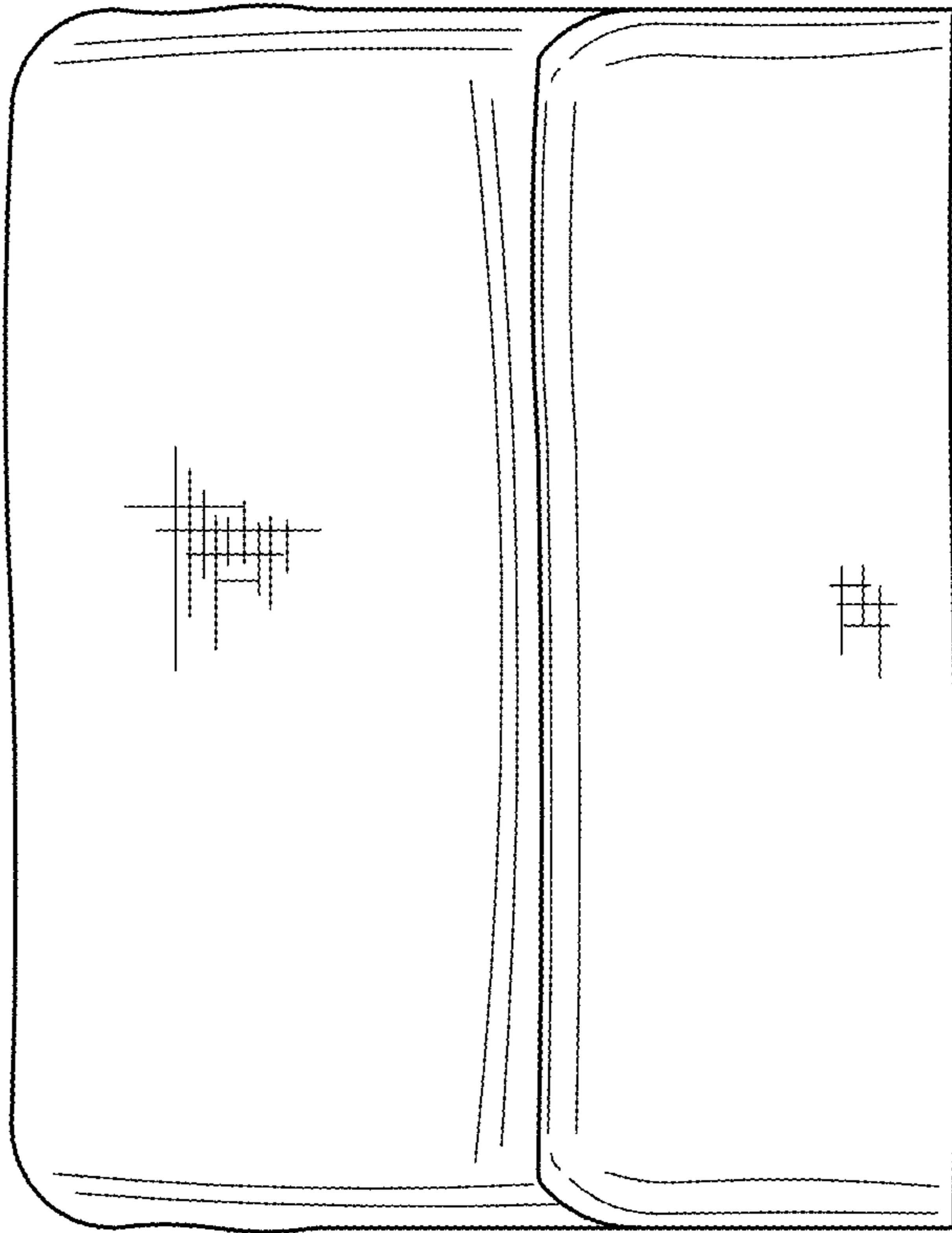


FIG. 3

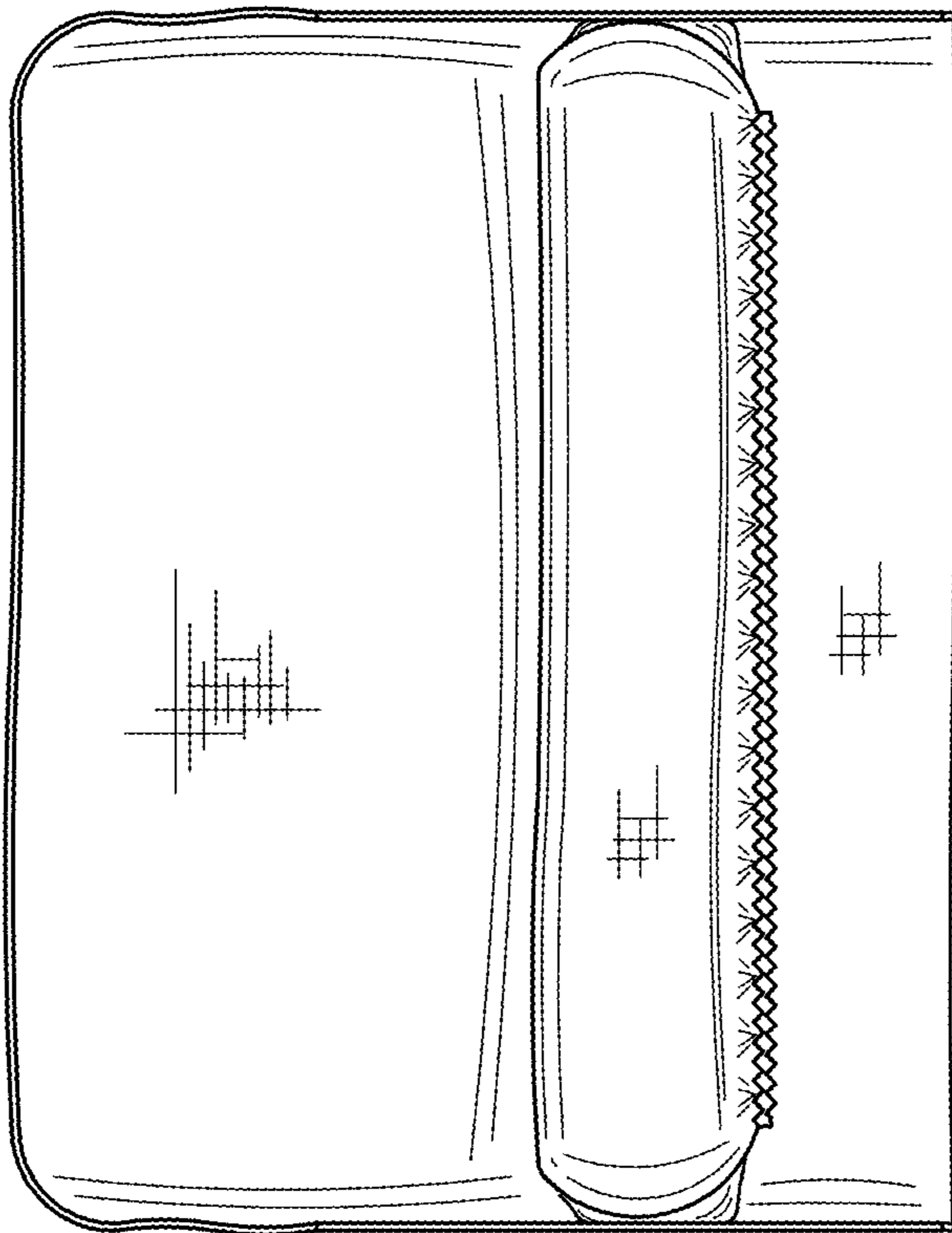


FIG. 2




FIG. 4




FIG. 5

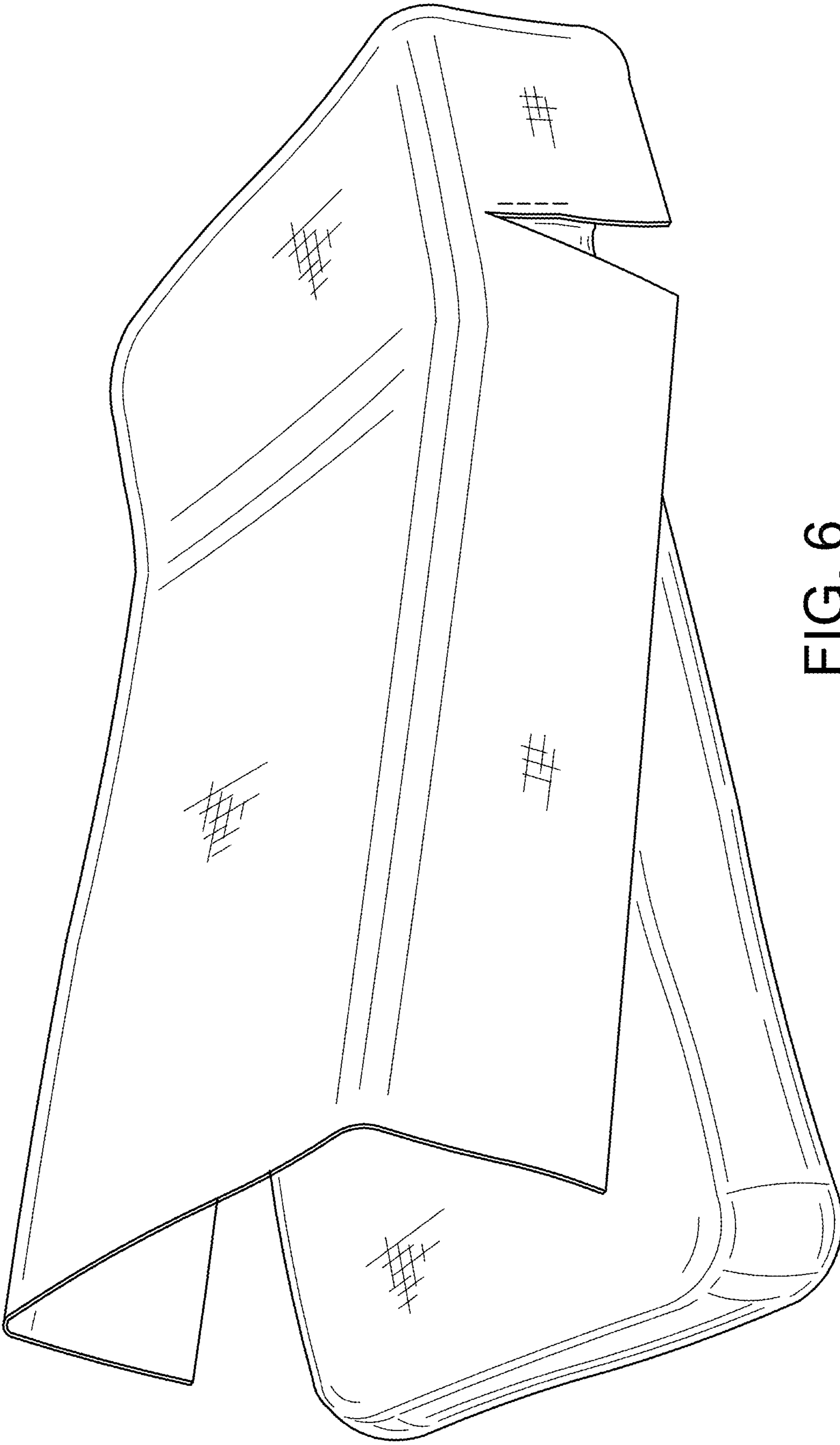


FIG. 6