



US00D778627S

(12) **United States Design Patent** (10) **Patent No.:** **US D778,627 S**
Stroikov (45) **Date of Patent:** **** Feb. 14, 2017**

(54) **CHILD SAFETY SEAT**

(56) **References Cited**

(71) Applicant: **Mikhail Stroikov**, Ryazan (RU)

U.S. PATENT DOCUMENTS

(72) Inventor: **Mikhail Stroikov**, Ryazan (RU)

D286,470 S *	11/1986	Takada	D6/333
D338,343 S *	8/1993	Grange	D6/333
D434,232 S *	11/2000	Abendschoen	D6/333
D487,640 S *	3/2004	Chen	D6/333
D528,832 S *	9/2006	Shibata	D6/333
D604,054 S *	11/2009	Biaud	D6/333
D629,218 S	12/2010	Li	
D629,219 S	12/2010	Xu et al.	
D629,220 S *	12/2010	Xu	D6/333
D655,925 S	3/2012	Hartenstine et al.	
D661,500 S *	6/2012	Hutchinson	D6/333
D680,761 S *	4/2013	Spaven	D6/333
D682,563 S *	5/2013	Goldberg	D6/333
D746,071 S *	12/2015	Haley	D6/333
D746,072 S *	12/2015	Haley	D6/333

(**) Term: **15 Years**

(21) Appl. No.: **29/543,075**

(22) Filed: **Oct. 20, 2015**

(30) **Foreign Application Priority Data**

Apr. 21, 2015 (RU) 2015501346

(51) **LOC (10) Cl.** **06-01**

(52) **U.S. Cl.**
USPC **D6/333**

(58) **Field of Classification Search**
USPC D6/333-335, 344, 339, 702, 716,
D6/716.1-716.7; 4/572.1, 571.1, 578.1,
4/586, 590; 297/183.1-183.4, 184.13,
297/184.17, 256.1, 467, 487, 488, 445.1;
D21/419, 412; 5/94, 98.2, 103-104, 93.1,
5/99.1, 101, 98.1, 12.1; D12/129-130;
280/30-31

CPC A47C 4/54; A47C 4/00; A47C 4/02;
A47C 4/18; A47C 4/28; A47C
4/36; A47C 4/40; A47C 7/021; A47C
7/022; A47C 31/11; A47C 1/00; A47C
1/08; A47C 1/10; B60N 2/00; B60N 2/28;
B60N 2/26; B60N 2/10; B60N 2/2863;
B60N 2/2812; B60N 2/265; B60N
2/2851

See application file for complete search history.

* cited by examiner

Primary Examiner — Abraham Bahta

(74) *Attorney, Agent, or Firm* — Smartpat PLC

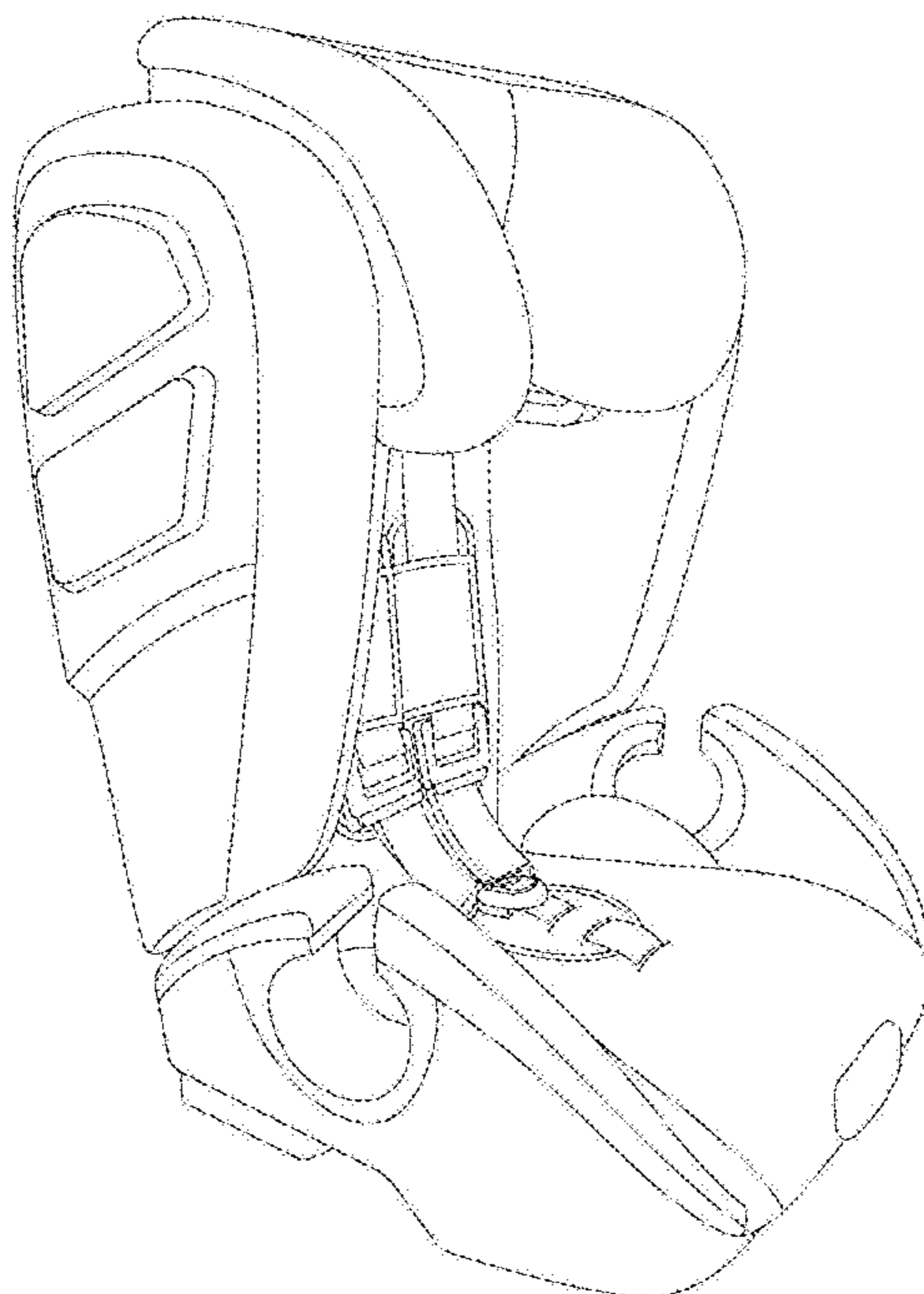
(57) **CLAIM**

I claim the ornamental design for a child safety seat, as shown and described.

DESCRIPTION

FIG. 1 is a top, front, right side perspective view of a child safety seat showing my new design;
FIG. 2 is a front view thereof;
FIG. 3 is a rear view thereof;
FIG. 4 is a left side view thereof;
FIG. 5 is a right view thereof; and,
FIG. 6 is a top view thereof.

1 Claim, 6 Drawing Sheets



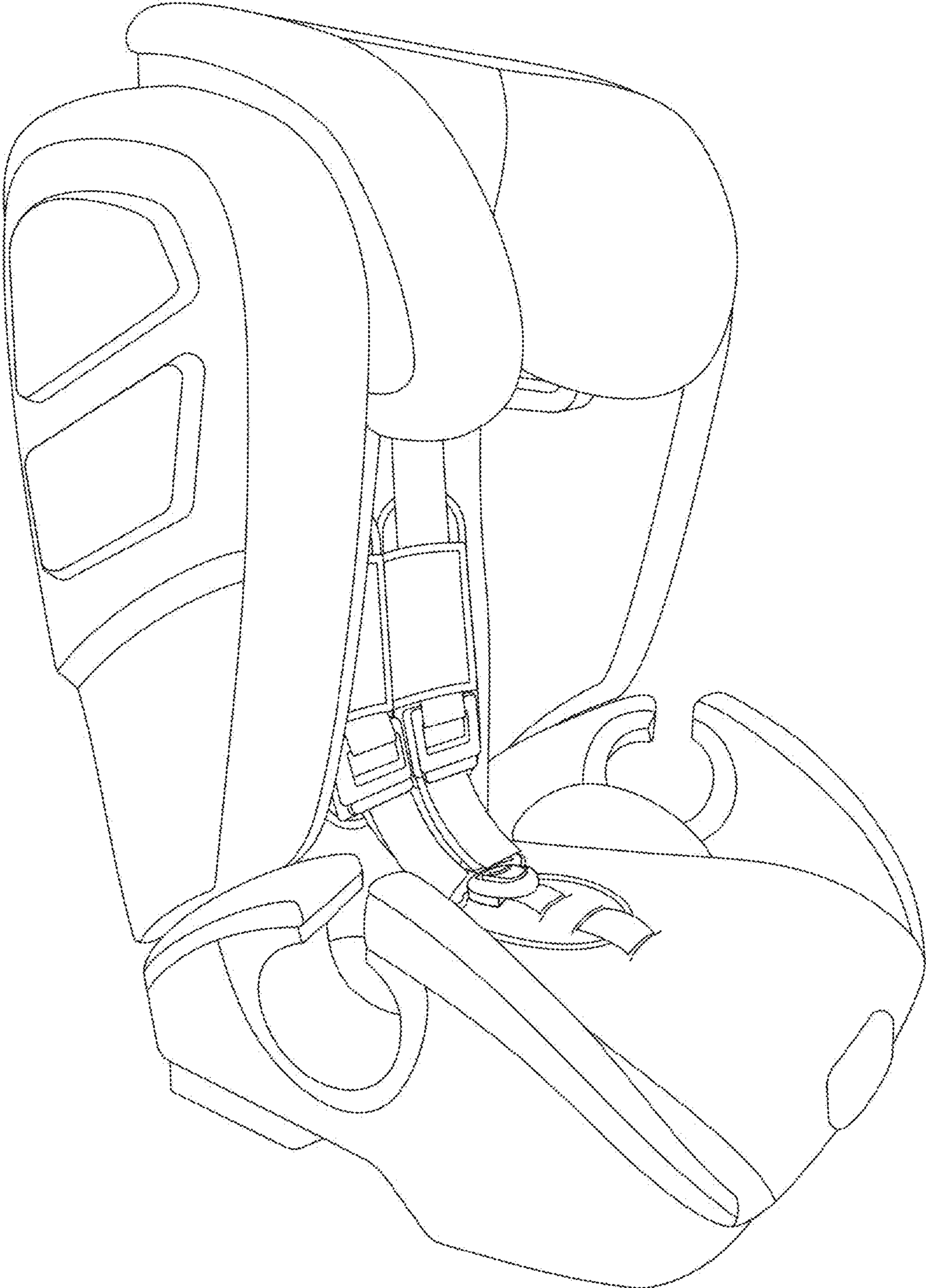


FIG. 1

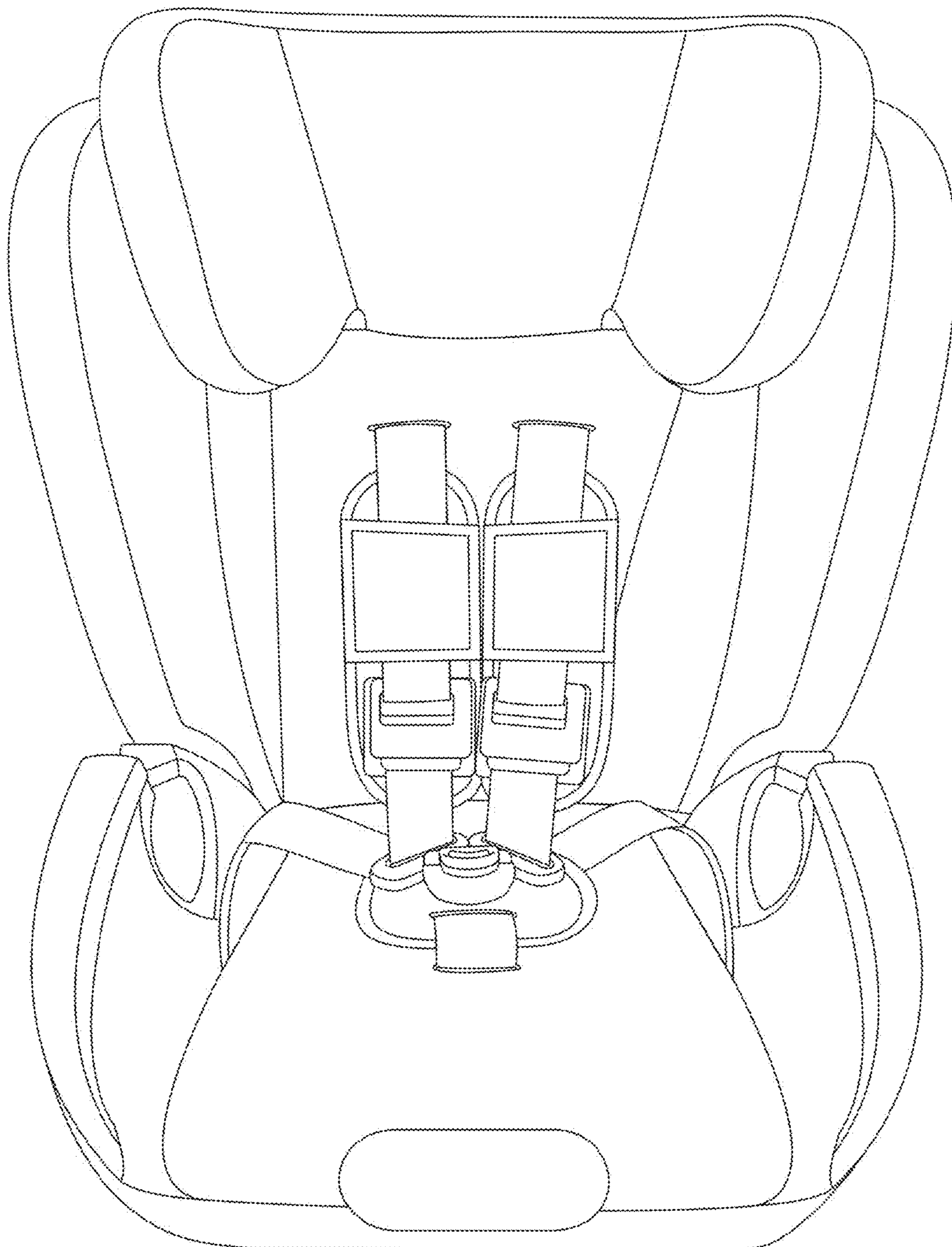


FIG. 2

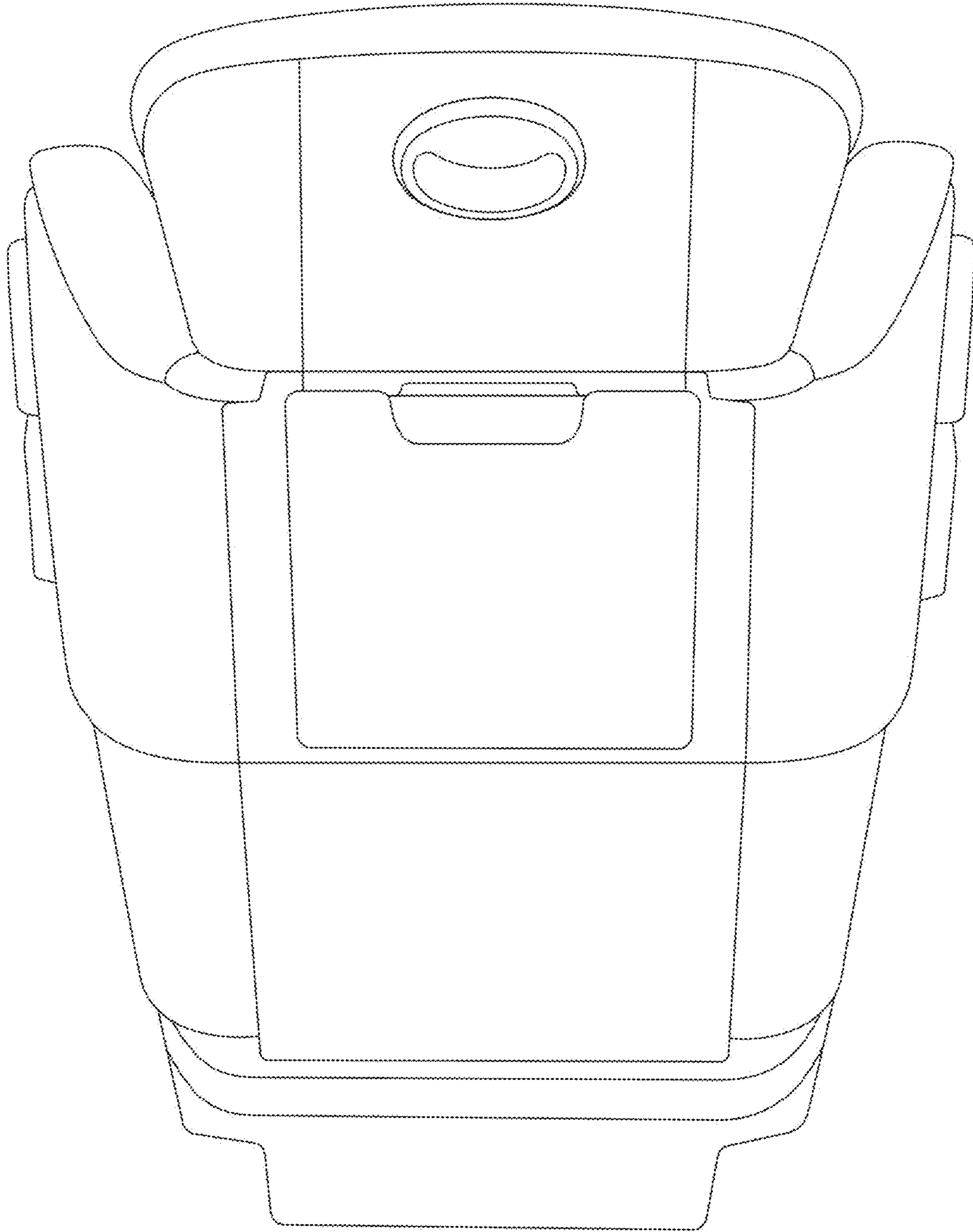


FIG. 3

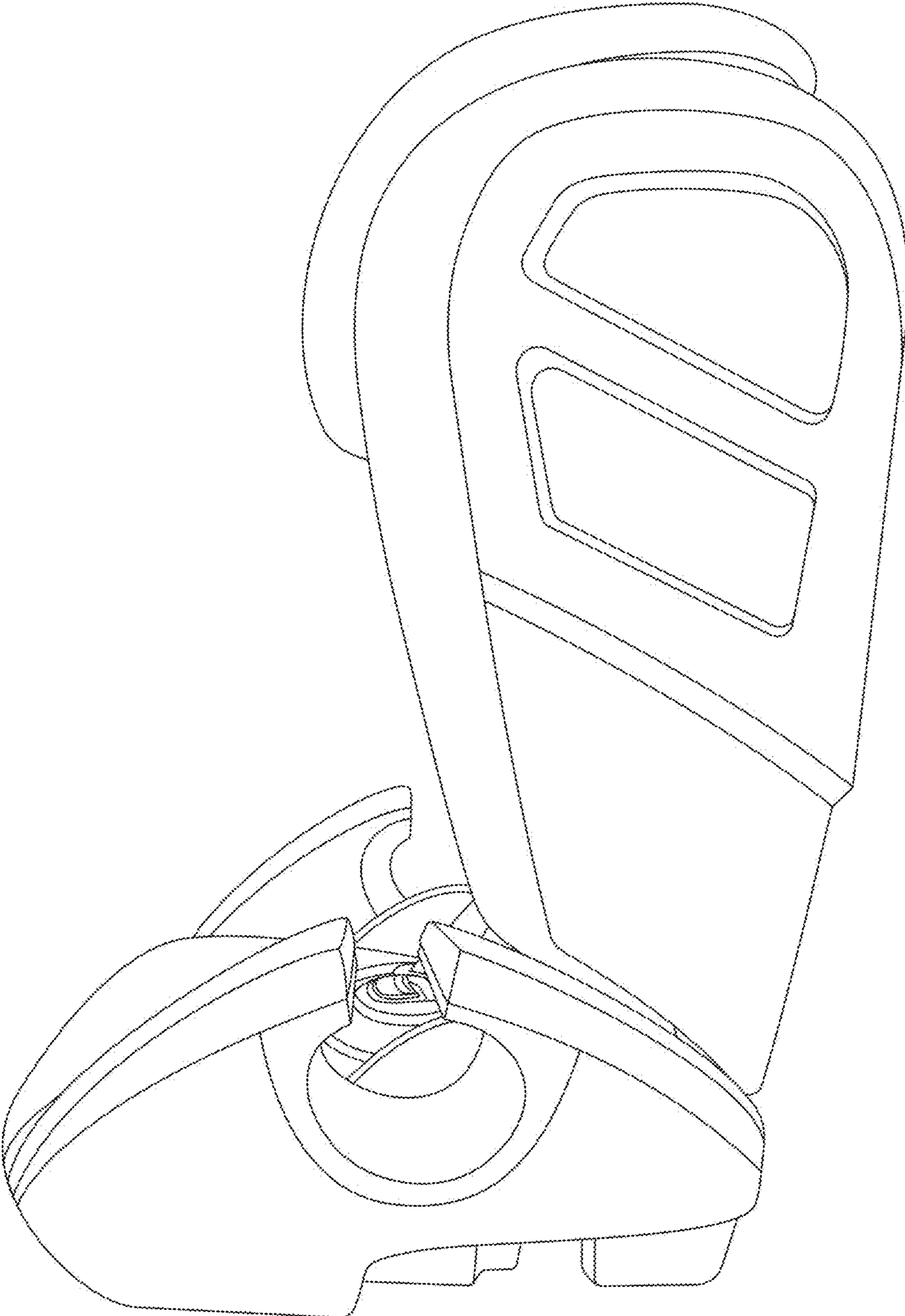


FIG. 4

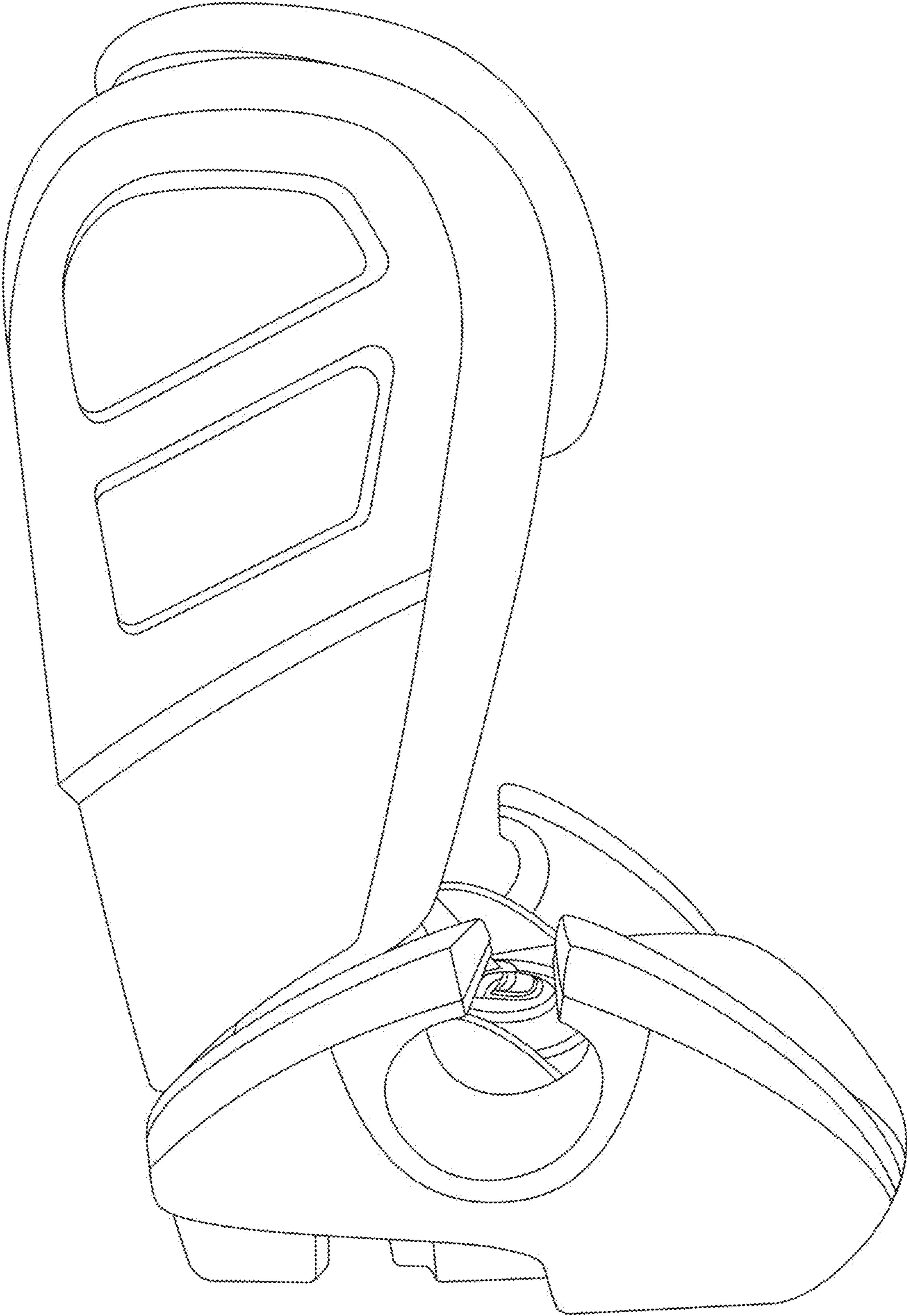


FIG. 5

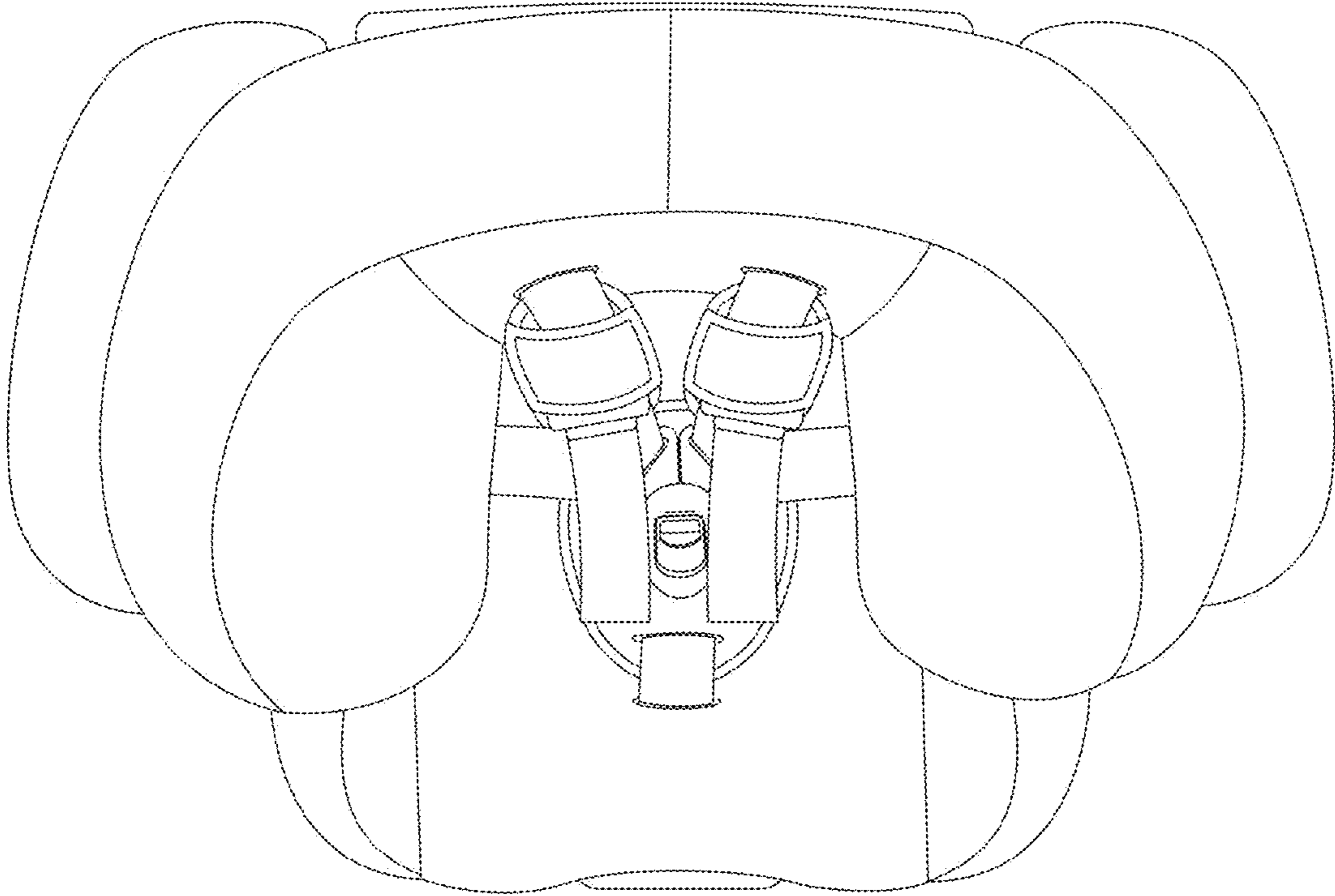


FIG. 6