



US00D778578S

(12) **United States Design Patent** (10) **Patent No.:** **US D778,578 S**
Hui (45) **Date of Patent:** **** Feb. 14, 2017**

(54) **SHOE UPPER**
(71) Applicant: **NIKE, Inc.**, Beaverton, OR (US)
(72) Inventor: **Michael Hui**, Lake Oswego, OR (US)
(73) Assignee: **NIKE, Inc.**, Beaverton, OR (US)
(**) Term: **15 Years**
(21) Appl. No.: **29/536,517**
(22) Filed: **Aug. 17, 2015**
(51) **LOC (10) Cl.** **02-99**
(52) **U.S. Cl.**
USPC **D2/972**
(58) **Field of Classification Search**
USPC D2/902, 906-908, 944, 946, 969,
D2/972-974
CPC ... A43B 13/181; A43B 13/141; A43B 13/186;
A43B 13/188; A43B 23/00; A43B 23/02;
A43B 5/00; A43B 23/26; A43B 1/04;
A43B 11/14; A43B 7/00; A43C
1/00; A43C 11/00
See application file for complete search history.

(56) **References Cited**
U.S. PATENT DOCUMENTS
D386,898 S * 12/1997 Van Noy D2/972
D432,780 S 10/2000 Hardy
D530,904 S * 10/2006 Fallon D2/972
D549,441 S 8/2007 Chang
D649,751 S 12/2011 Lonigan


D659,371 S 5/2012 Yano et al.
D661,081 S 6/2012 Mermet
D661,884 S 6/2012 Raysse
D684,760 S * 6/2013 Williams, Jr. D2/972
D684,761 S * 6/2013 Williams, Jr. D2/972
D712,133 S * 9/2014 Miner D2/972
D714,041 S 9/2014 Petrie
D716,036 S 10/2014 Petrie
D730,641 S 6/2015 Bengé

* cited by examiner
Primary Examiner — Dominic Simone
(74) *Attorney, Agent, or Firm* — Banner & Witcoff, Ltd.

(57) **CLAIM**
The ornamental design for a shoe upper, as shown and described.

DESCRIPTION
FIG. 1 is a front perspective view of a shoe upper showing my new design;
FIG. 2 is a front view thereof;
FIG. 3 is a side view thereof;
FIG. 4 is a second side view thereof;
FIG. 5 is a top view thereof; and,
FIG. 6 is an opposite front perspective thereof.
The broken lines immediately adjacent to the shaded area represent unclaimed boundaries of the design. The unshaded region adjacent to the shaded area forms no part of the claimed design. The broken lines showing the remainder of the shoe are for environmental purposes only and form no part of the claimed design.

1 Claim, 6 Drawing Sheets



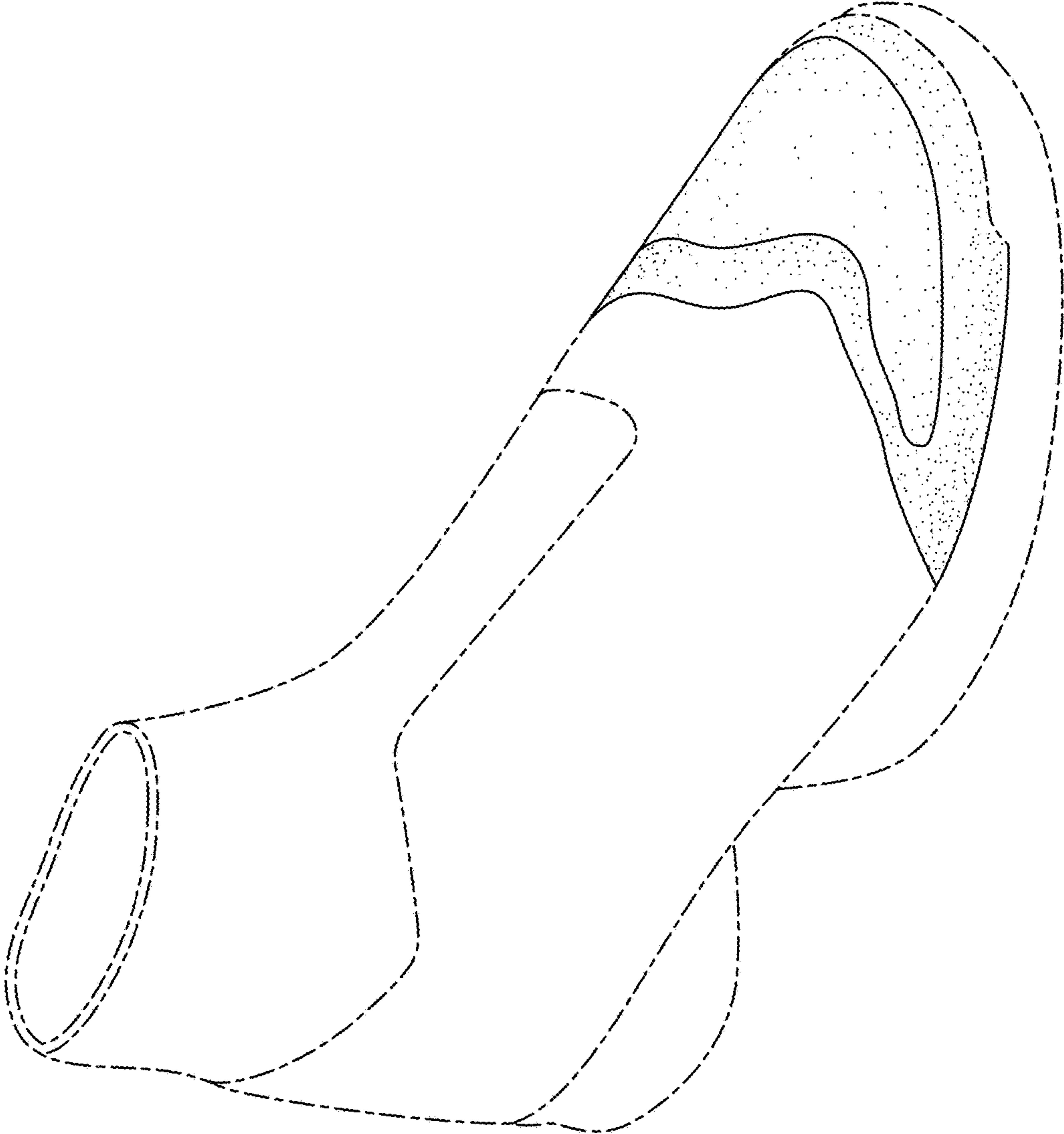


FIG. 1

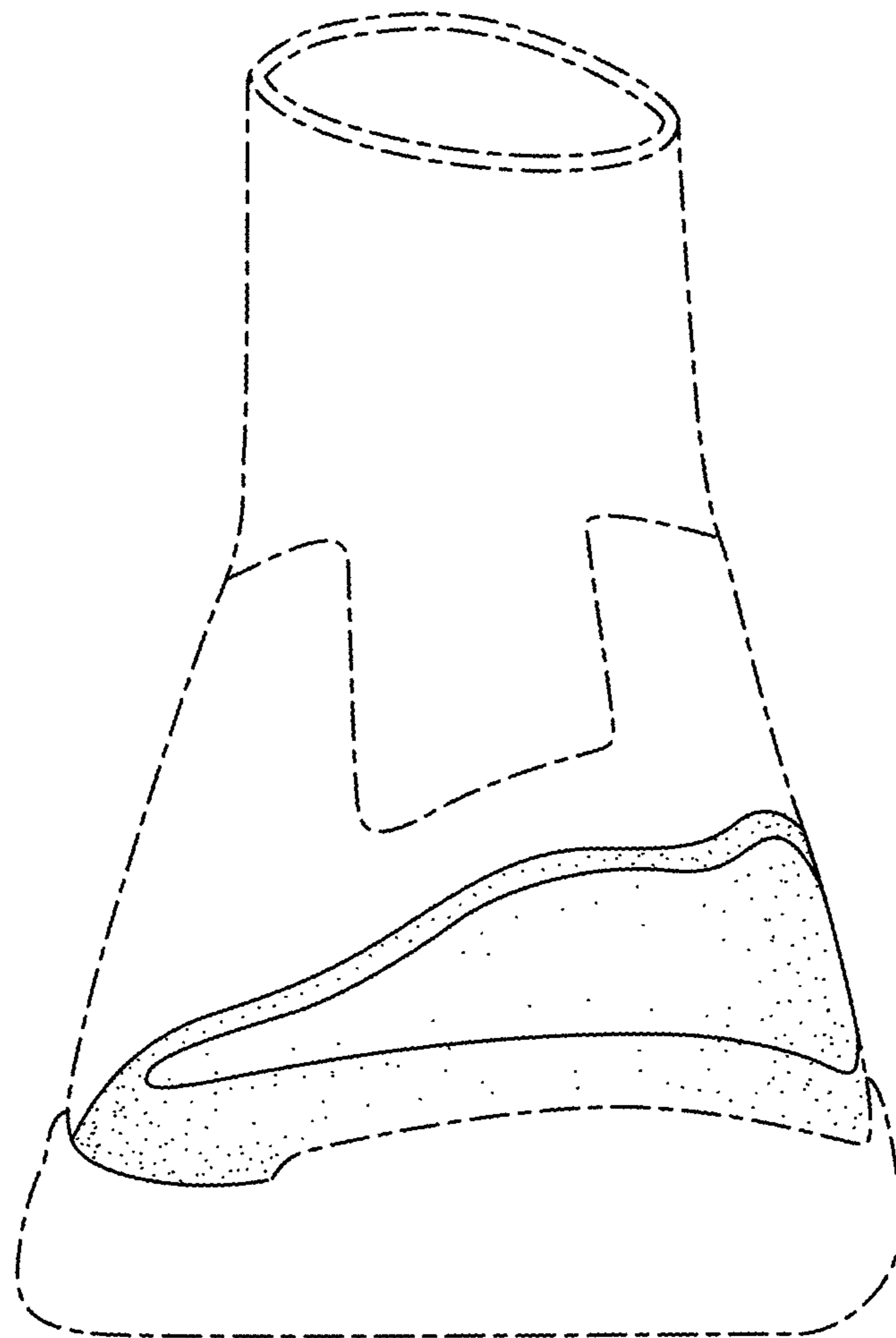


FIG. 2

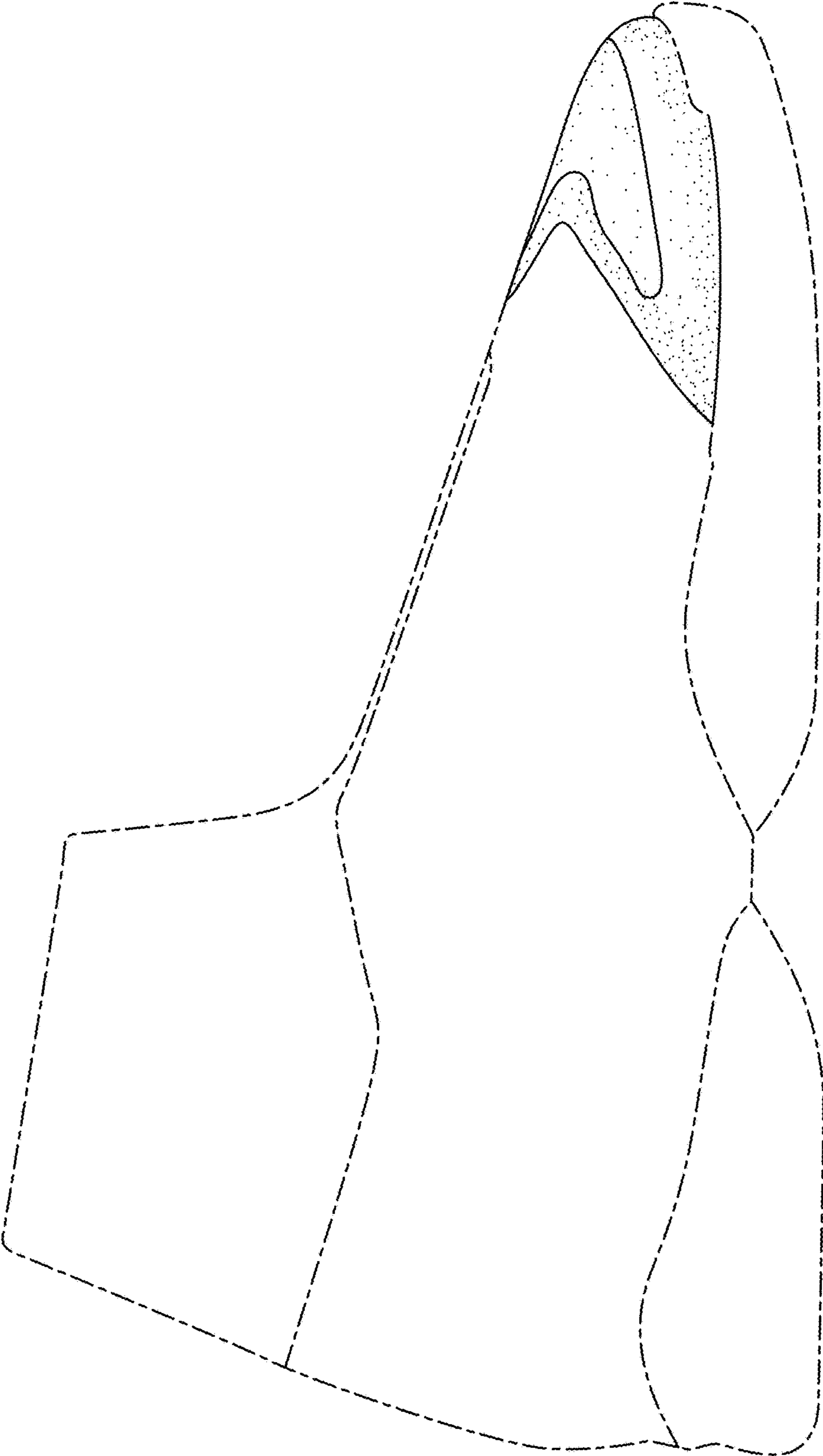


FIG. 3

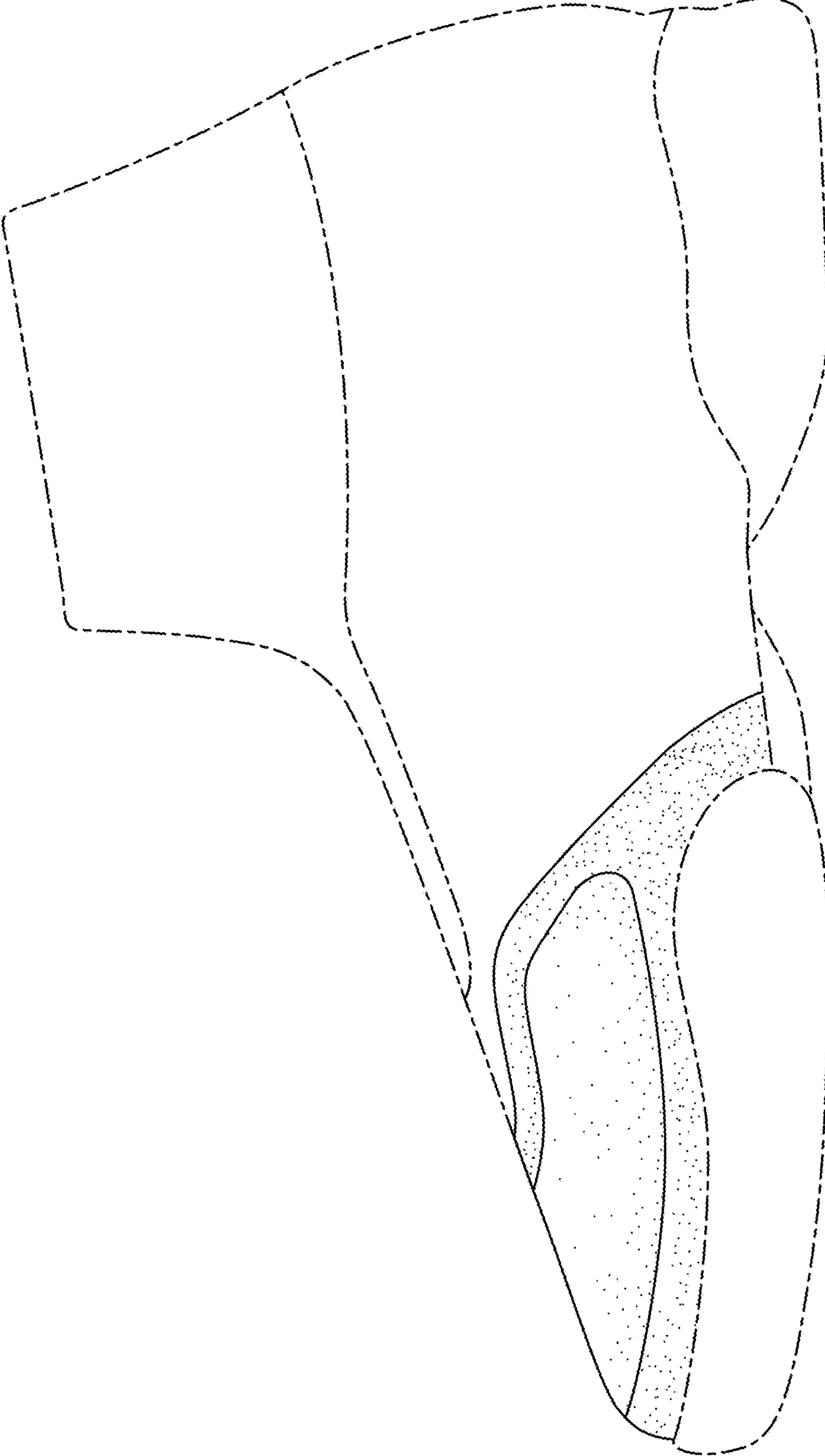


FIG. 4

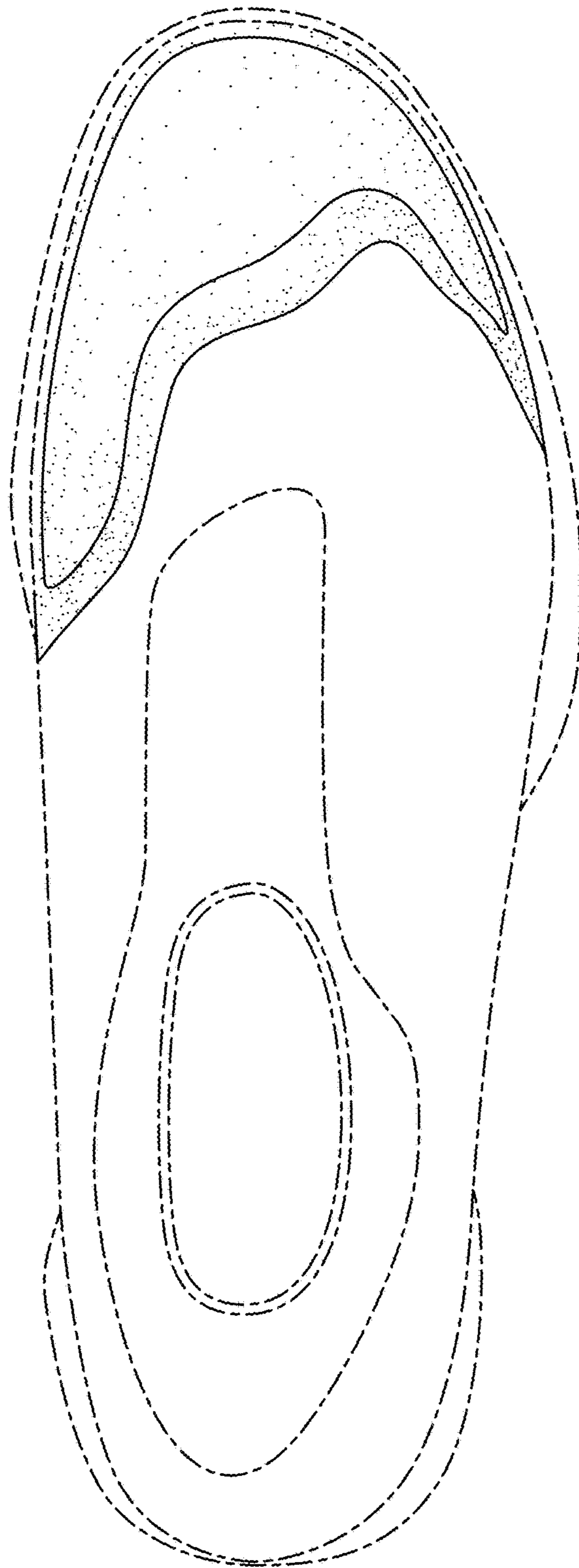


FIG. 5

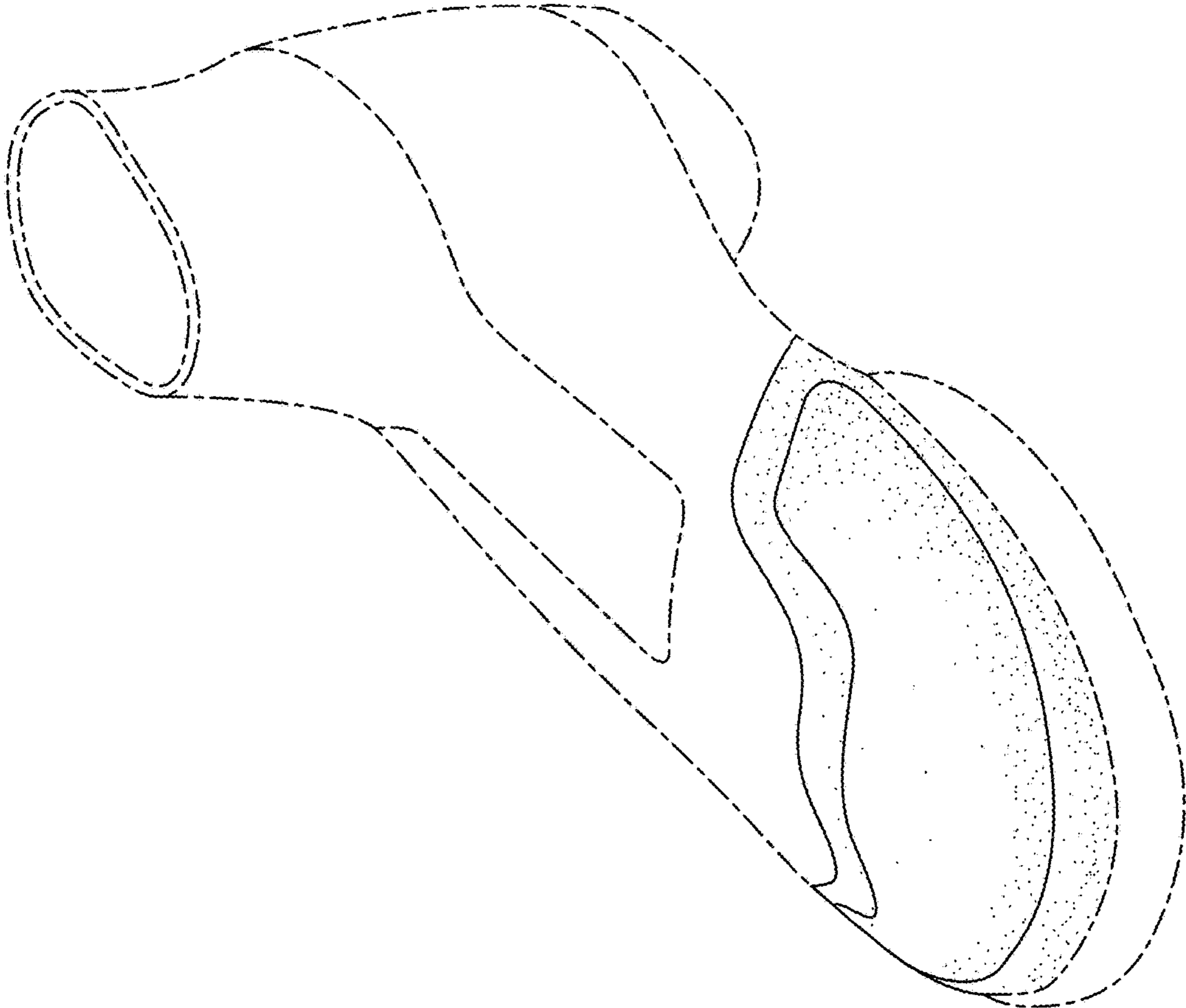


FIG. 6