



US00D778574S

(12) **United States Design Patent**
Matthews

(10) **Patent No.:** **US D778,574 S**

(45) **Date of Patent:** **** Feb. 14, 2017**

(54) **SHOE UPPER**

(71) Applicant: **NIKE, Inc.**, Beaverton, OR (US)

(72) Inventor: **Darryl Matthews**, Portland, OR (US)

(73) Assignee: **NIKE, Inc.**, Beaverton, OR (US)

(**) Term: **15 Years**

(21) Appl. No.: **29/532,314**

(22) Filed: **Jul. 6, 2015**

(51) **LOC (10) Cl.** **02-99**

(52) **U.S. Cl.**
USPC **D2/972**

(58) **Field of Classification Search**
USPC D2/902, 906-908, 944, 946, 960, 969,
D2/972-974, 976
CPC ... A43B 13/181; A43B 13/141; A43B 13/186;
A43B 13/188; A43B 23/00; A43B 23/02;
A43B 5/00; A43B 23/26; A43B 1/04;
A43B 11/14; A43B 7/00; A43B 3/101;
A43C 1/00; A43C 1/04; A43C 1/06
See application file for complete search history.

(56) **References Cited**

U.S. PATENT DOCUMENTS

349,562 A *	9/1886	Blum	A43B 3/101 36/25 R
D111,679 S	1/1938	Hurwit		
D111,678 S *	10/1938	Hurwit	D2/944
D111,680 S	10/1938	Hurwit		
D112,625 S	12/1938	Wagman		
D114,457 S	4/1939	Ochs		
D114,459 S *	4/1939	Ochs	D2/944
D115,327 S	6/1939	Bickford		
D118,692 S	1/1940	Carfagno		
D121,340 S	7/1940	Scherer		
D456,985 S	5/2002	Clegg		
D458,015 S	6/2002	Dolan et al.		

D460,251 S	7/2002	Dolan		
D467,723 S *	12/2002	Gerber	D2/972
D527,518 S *	9/2006	Harlow	D2/972
D546,040 S	7/2007	Andersen et al.		
D547,039 S	7/2007	Belley et al.		
D553,339 S *	10/2007	Fogg	D2/969
D553,346 S *	10/2007	Dekovic	D2/972
D564,193 S	3/2008	Horne et al.		
D587,002 S	2/2009	Chang		
8,037,621 B2 *	10/2011	Hooper	A43B 1/04 36/102
D667,622 S	9/2012	Spring		
D675,008 S *	1/2013	VanHook	D2/972
D676,639 S	2/2013	Spring		
D681,932 S *	5/2013	Parrett	D2/972

(Continued)

OTHER PUBLICATIONS

Nike Footwear Catalog, 2002 Spring Men's and Women's Footwear, p. W28, published Jun. 2001, Nike, Inc., USA.

(Continued)

Primary Examiner — Dominic Simone
(74) *Attorney, Agent, or Firm* — Banner & Witcoff, Ltd.

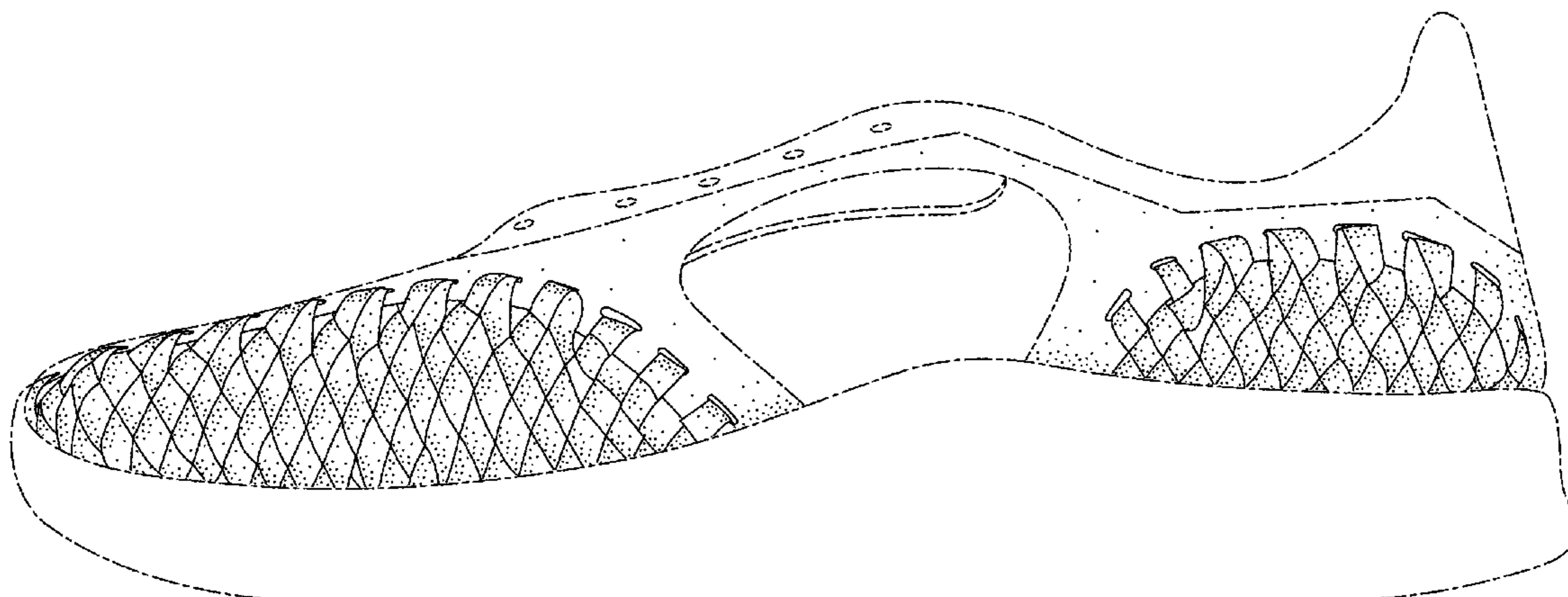
(57) **CLAIM**

The ornamental design for a shoe upper, as shown and described.

DESCRIPTION

FIG. 1 is a front perspective view of a shoe upper showing my new design;
FIG. 2 is a side view thereof; and,
FIG. 3 is a rear perspective view thereof.
The broken lines immediately adjacent to the shaded area represent unclaimed boundaries of the design. The broken lines showing the remainder of the shoe are for environmental purposes only and form no part of the claimed design.

1 Claim, 3 Drawing Sheets



(56)

References Cited

U.S. PATENT DOCUMENTS

D683,125 S 5/2013 Parrett
D687,220 S 8/2013 Aveni
D687,625 S 8/2013 Aveni

OTHER PUBLICATIONS

Nike Footwear Catalog, 2002 Spring Men's and Women's Footwear, p. W29, published Jun. 2001, Nike, Inc., USA.

Nike Footwear Catalog, 2002 Late Spring Men's and Women's Footwear, p. M12, published Sep. 2001, Nike, Inc., USA.

Nike Footwear Catalog, 2002 Late Spring Men's and Women's Footwear, p. 22, published Sep. 2001, Nike, Inc., USA.

Nike Footwear Catalog, 2013 Spring Sportswear Energy Flyer Footwear, p. 3, published May 2012, Nike, Inc., USA.

Nike Footwear Catalog, 2014 Fall Men's New Sportswear Footwear Pinnacle Flyer, p. 2, published Nov. 1, 2013, Nike, Inc., USA.

* cited by examiner

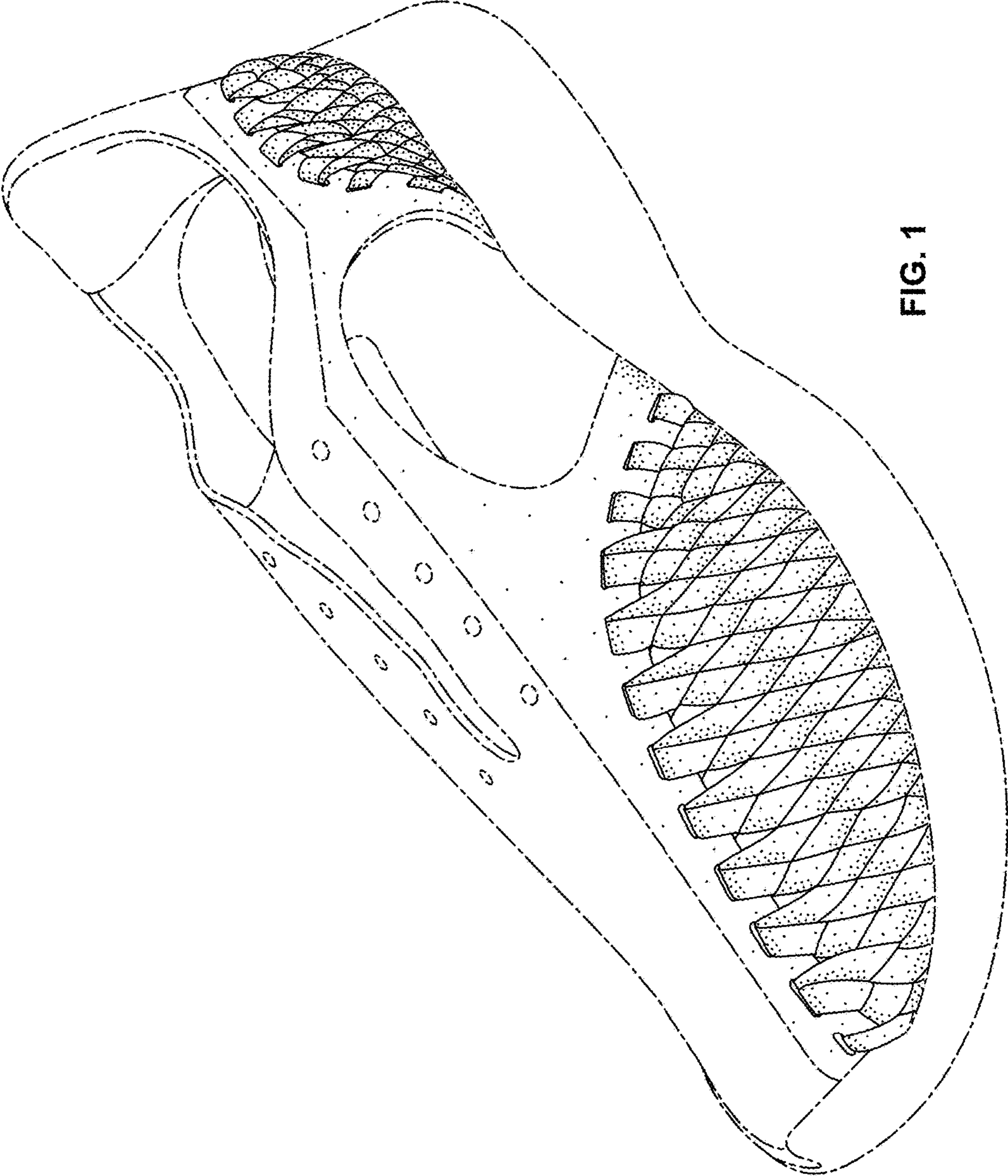


FIG. 1

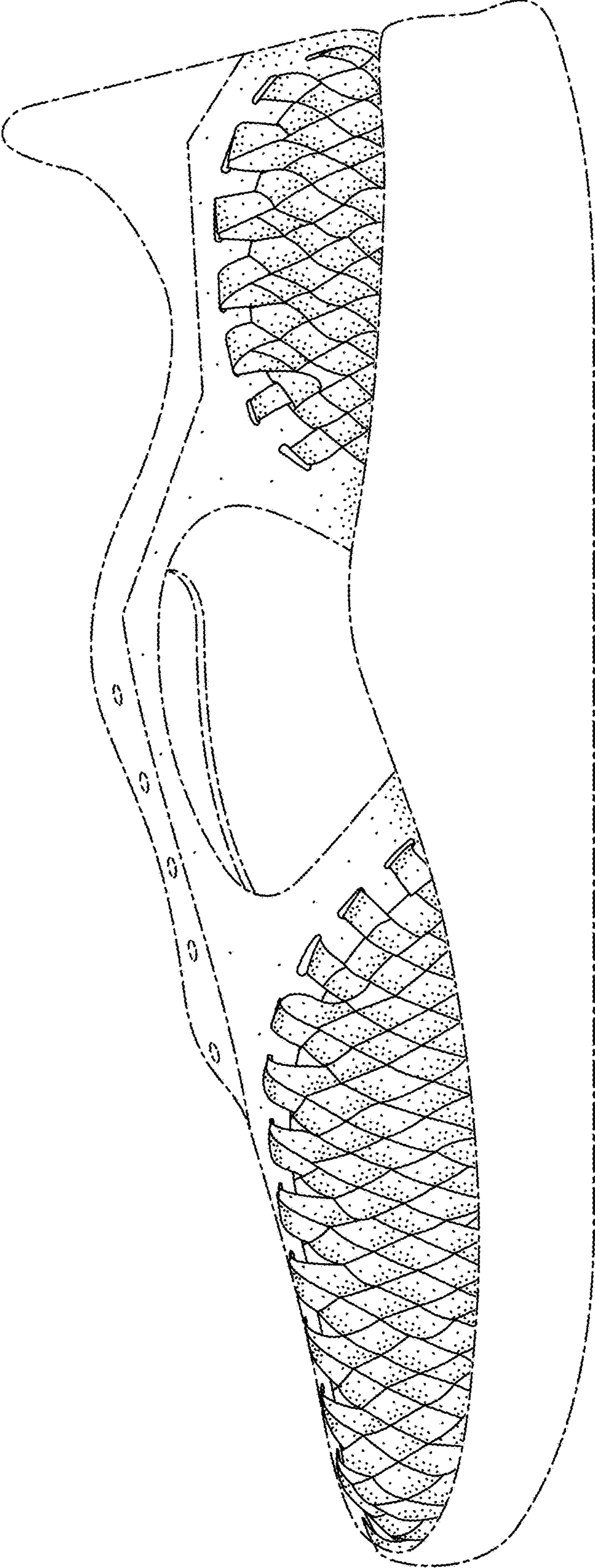


FIG. 2

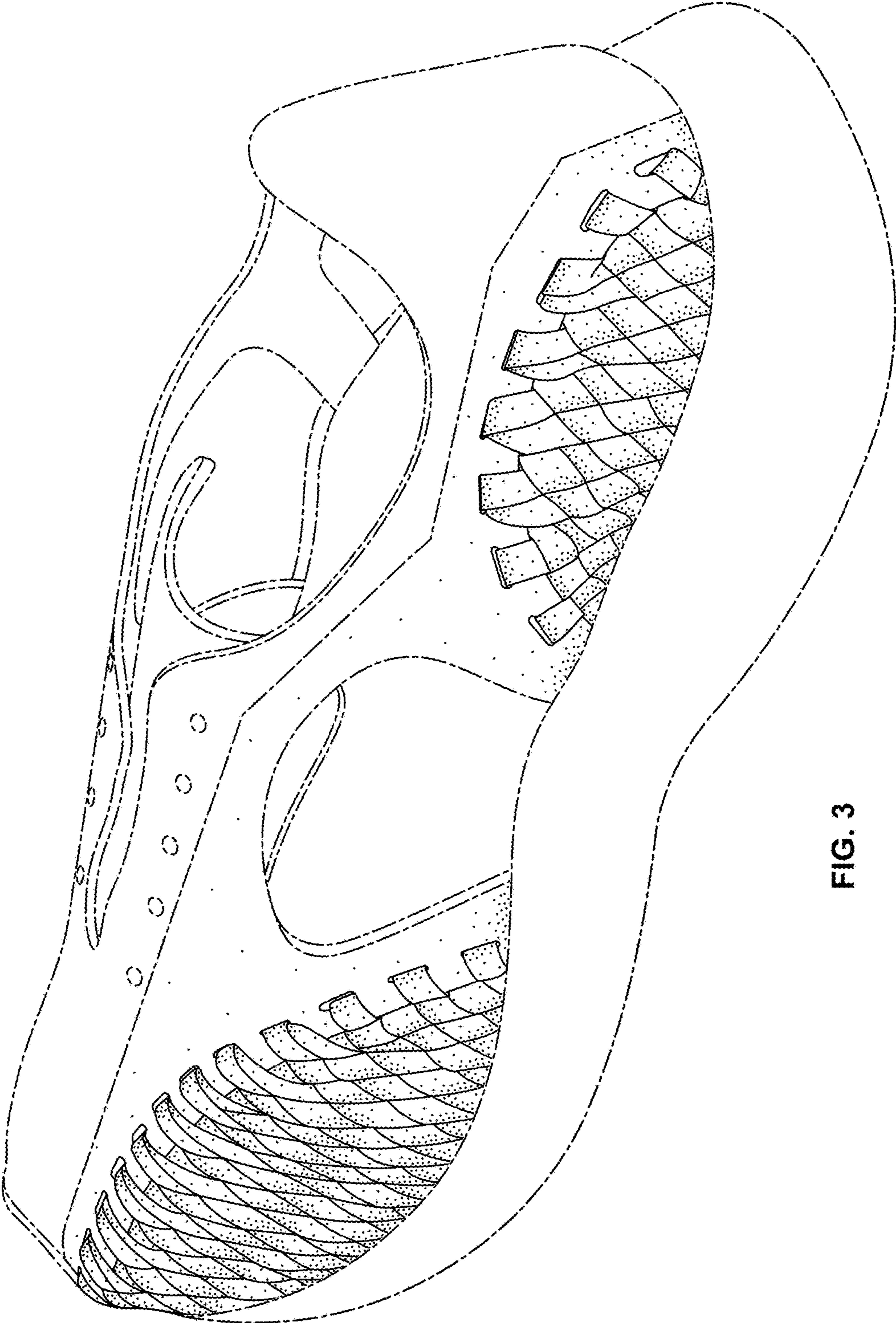


FIG. 3