



US00D778571S

(12) **United States Design Patent** (10) **Patent No.:** **US D778,571 S**
Gerig (45) **Date of Patent:** **** Feb. 14, 2017**

(54) **SHOE UPPER**
(71) Applicant: **NIKE, Inc.**, Beaverton, OR (US)
(72) Inventor: **Kristina Gerig**, Portland, OR (US)
(73) Assignee: **NIKE, Inc.**, Beaverton, OR (US)
(**) Term: **15 Years**
(21) Appl. No.: **29/528,664**
(22) Filed: **May 29, 2015**
(51) **LOC (10) Cl.** **02-04**
(52) **U.S. Cl.**
USPC **D2/972**; D2/969
(58) **Field of Classification Search**
USPC D2/902, 906-908, 944, 969, 970,
D2/972-974; D5/47, 49, 53, 56, 60
CPC A43B 1/04; A43B 1/14; A43B 23/00;
A43B 23/0245; A43B 23/04; A43B 3/04;
A43B 3/06; A43B 5/00; A43B
5/06; A43B 5/10; A43B 7/34
See application file for complete search history.

D638,621 S * 5/2011 Mayden D2/972
D643,617 S 8/2011 Caine
D649,762 S 12/2011 Wilken et al.
D649,767 S * 12/2011 Petrie D2/972
D650,570 S * 12/2011 Luedecke D2/972
D671,734 S * 12/2012 Petrie D2/972
D675,008 S 1/2013 VanHook
D681,932 S * 5/2013 Parrett D2/972
D682,535 S 5/2013 Dekovic
D683,532 S * 6/2013 O'Connor D2/972
D689,685 S * 9/2013 Chang D2/972
D693,105 S 11/2013 James

(Continued)

OTHER PUBLICATIONS

Nike Footwear Catalog, 2015 Summer Men's Performance Footwear, p. 5, published Aug. 1, 2014, NIKE, Inc., USA.

Primary Examiner — Celia Murphy
Assistant Examiner — Clare Ann Gannon
(74) *Attorney, Agent, or Firm* — Banner & Witcoff, Ltd.

(57) **CLAIM**

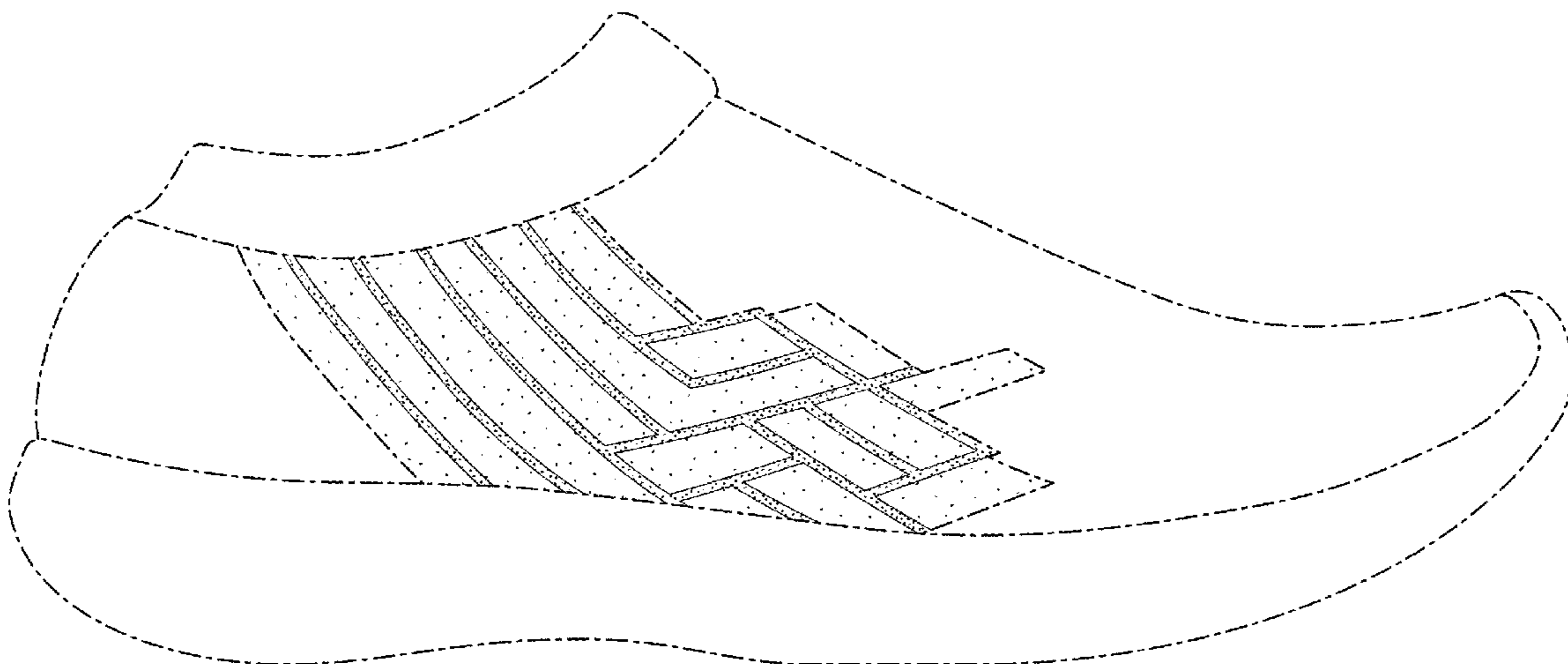
The ornamental design for a shoe upper, as shown and described.

DESCRIPTION

FIG. 1 is a front perspective view of a shoe upper showing my new design;
FIG. 2 is a side view thereof; and,
FIG. 3 is a rear perspective view thereof.
The broken line immediately adjacent to the perimeter of the shaded area represents an unclaimed boundary of the design. The contrast in shading represents a contrast in appearance only and does not represent any particular color, material, texture or finish. The broken lines showing the remainder of the shoe are for environmental purposes only and form no part of the claimed design.

1 Claim, 3 Drawing Sheets

(56) **References Cited**
U.S. PATENT DOCUMENTS
D12,820 S * 3/1882 Bobbin D5/60
D171,433 S * 2/1954 Bloomberg D5/53
D338,549 S * 8/1993 Stubblefield D2/969
D461,951 S 8/2002 Hlavacs
D465,320 S 11/2002 Weege
D507,865 S 8/2005 McDowell
D509,350 S * 9/2005 Holmes D2/972
D516,287 S * 3/2006 Fontanarosa D2/972
D522,735 S * 6/2006 Mermet D2/972
D523,221 S 6/2006 Portzline
D540,025 S 4/2007 Shaffer
D541,516 S 5/2007 Lane, III
D544,216 S * 6/2007 Prestridge D5/47
D551,842 S 10/2007 Kuerbis et al.
D602,684 S 10/2009 Henderson



(56)

References Cited

U.S. PATENT DOCUMENTS

D707,030	S	*	6/2014	Miner	D2/972
D707,031	S	*	6/2014	Chang	D2/972
D707,440	S		6/2014	Chang		
D708,433	S	*	7/2014	O'Connor	D2/972
D719,337	S	*	12/2014	Miner	D2/972
D721,480	S		1/2015	Williams, Jr.		
D722,223	S		2/2015	Williams, Jr.		
D743,686	S	*	11/2015	Caron	D2/972
2002/0178610	A1	*	12/2002	Cheng	A43B 23/024 36/3 A
2003/0089000	A1	*	5/2003	Tseng	A43B 1/00 36/45
2005/0268497	A1	*	12/2005	Alfaro	A43B 1/0027 36/136
2006/0059715	A1	*	3/2006	Aveni	A43B 7/08 36/45
2014/0137965	A1	*	5/2014	Truitt	G02B 26/004 137/596

* cited by examiner

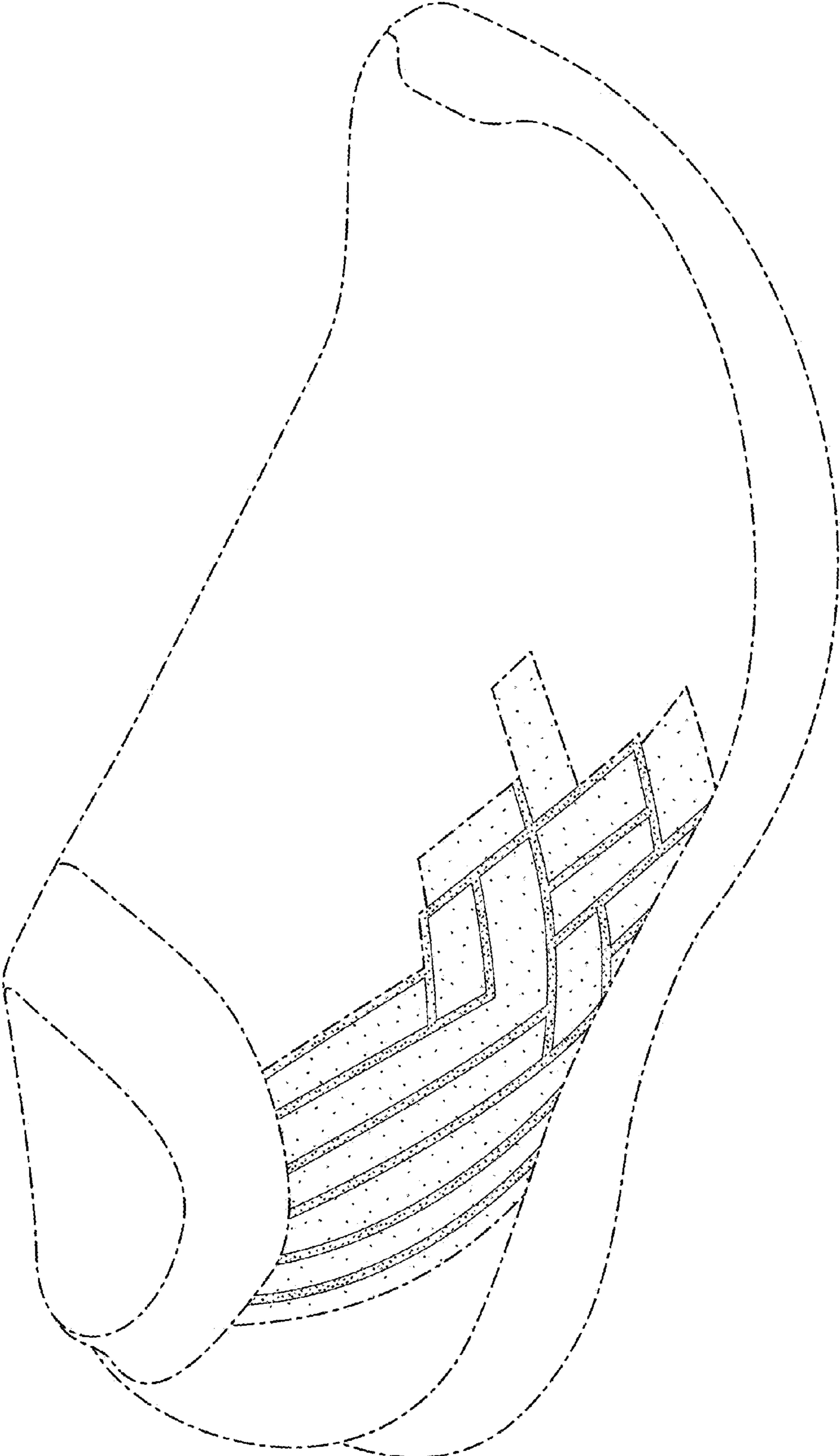


FIG. 1

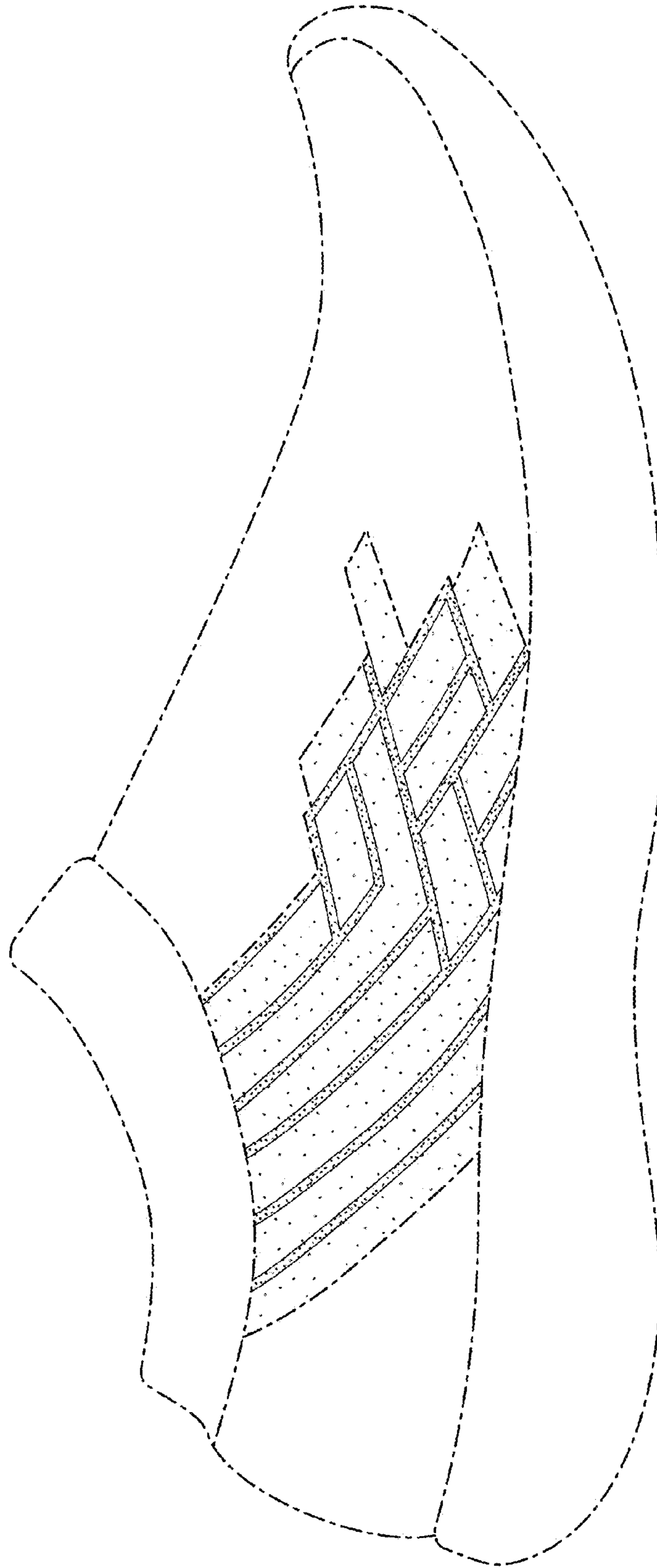


FIG. 2

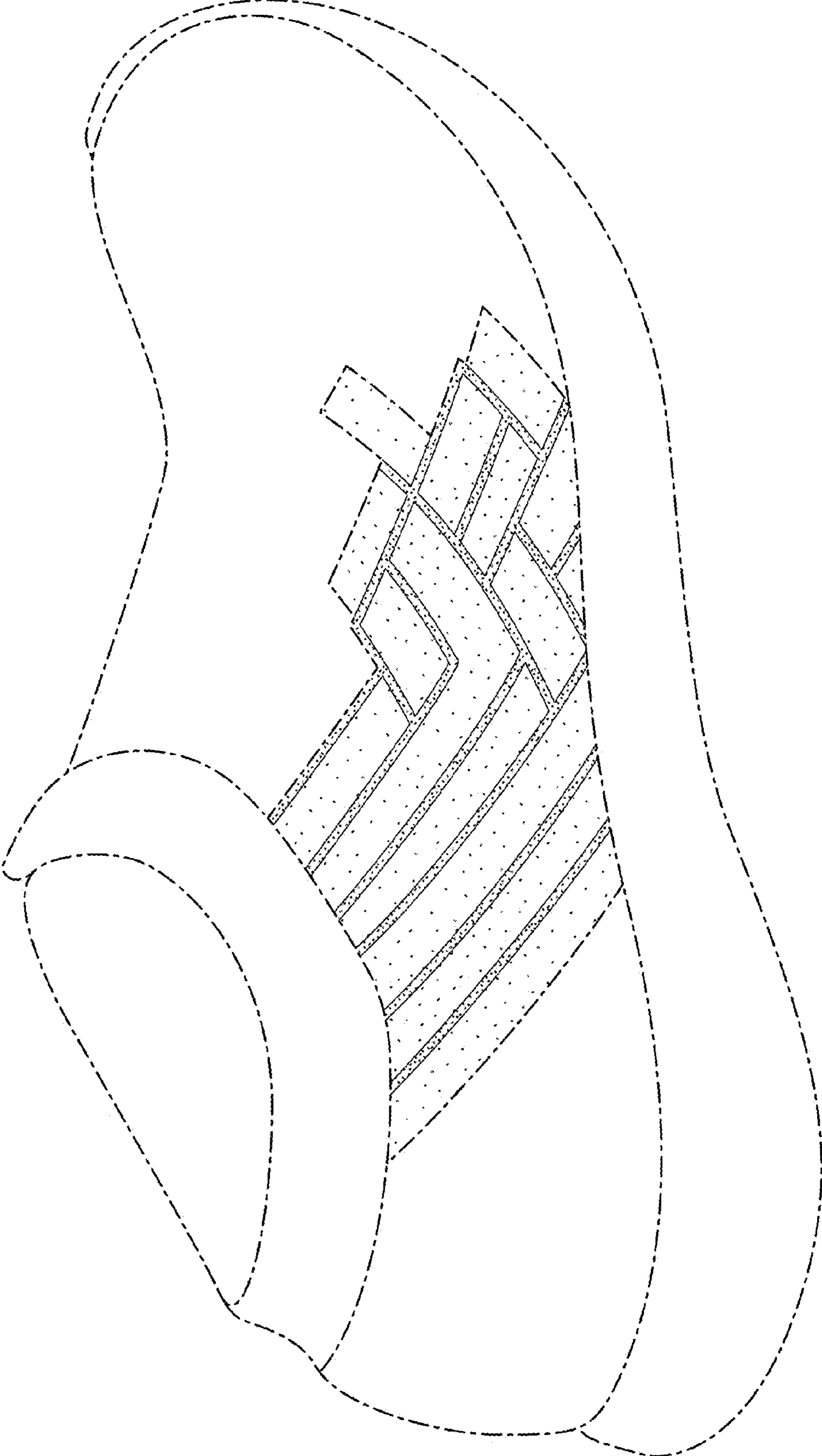


FIG. 3