



US00D778570S

(12) **United States Design Patent**  
**Kirschner**

(10) **Patent No.:** **US D778,570 S**

(45) **Date of Patent:** **\*\* Feb. 14, 2017**

(54) **SHOE UPPER**

(71) Applicant: **NIKE, Inc.**, Beaverton, OR (US)

(72) Inventor: **Patrick B. Kirschner**, Beaverton, OR (US)

(73) Assignee: **NIKE, Inc.**, Beaverton, OR (US)

(\*\*) Term: **15 Years**

(21) Appl. No.: **29/528,583**

(22) Filed: **May 29, 2015**

(51) **LOC (10) Cl.** ..... **02-99**

(52) **U.S. Cl.**  
USPC ..... **D2/972**

(58) **Field of Classification Search**  
USPC ..... D2/902, 906-908, 919, 920, 944, 969,  
D2/972-974  
CPC ... A43B 13/181; A43B 13/141; A43B 13/186;  
A43B 13/188; A43B 23/00; A43B 23/02;  
A43B 5/00; A43B 23/26; A43B 1/04;  
A43B 11/14; A43B 7/00; A43C  
1/00; A43C 11/00

See application file for complete search history.

(56) **References Cited**

U.S. PATENT DOCUMENTS

D128,617 S	8/1941	Brady	
D134,624 S	* 12/1942	Cohen	D2/974
D159,049 S	* 6/1950	Cohn	D2/920
D160,836 S	* 11/1950	Brower	D2/920
D160,838 S	* 11/1950	Brower	D2/920
2,701,458 A	* 2/1955	Ducharme	D04B 1/26 2/239
D248,428 S	7/1978	Watanabe	
D273,437 S	4/1984	Kohno	
D302,899 S	8/1989	Brown	
D319,722 S	9/1991	Hatfield	
D346,484 S	5/1994	Hatfield	

D381,465 S	*	7/1997	Estell	D2/917
D406,454 S		3/1999	Blakeslee	
D512,815 S		12/2005	Stauffer	
D516,288 S		3/2006	Link	
D523,226 S		6/2006	Hudson	
D523,227 S		6/2006	Fullum	
D524,028 S		7/2006	Fullum	
D544,700 S		6/2007	Link	
D546,053 S		7/2007	Mayden	
D553,843 S		10/2007	Chang	
D568,039 S		5/2008	Kuerbis	
D572,452 S		7/2008	Kuerbis	
D603,597 S		11/2009	Bacon	

(Continued)

*Primary Examiner* — Dominic Simone

(74) *Attorney, Agent, or Firm* — Banner & Witcoff, Ltd.

(57) **CLAIM**

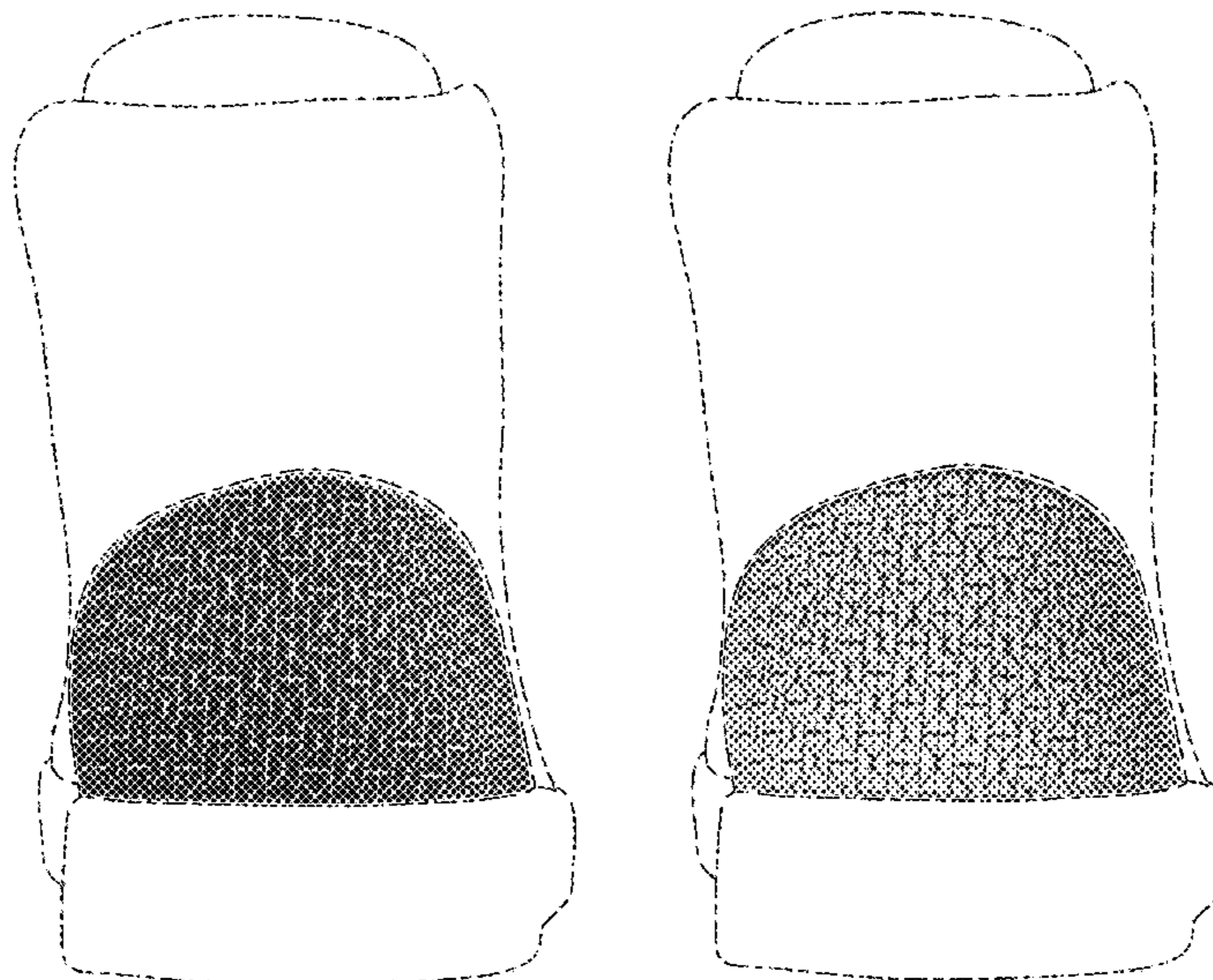
The ornamental design for a shoe upper, as shown and described.

**DESCRIPTION**

FIG. 1 is a rear perspective view of a shoe upper showing my new design;  
 FIG. 2 is a right side view thereof;  
 FIG. 3 is a left side view thereof;  
 FIG. 4 is a rear view thereof;  
 FIG. 5 is a rear perspective view of a second embodiment of a shoe upper showing my new design with the claimed region being a negative grayscale of the shoe upper shown in FIGS. 1-4;  
 FIG. 6 is a right side view thereof;  
 FIG. 7 is a left side view thereof; and,  
 FIG. 8 is a rear view thereof.

The broken lines immediately adjacent to the shaded area represent unclaimed boundaries of the design. The broken lines showing the remainder of the shoe are for environmental purposes only and form no part of the claimed design.

**1 Claim, 8 Drawing Sheets**



(56)

**References Cited**

U.S. PATENT DOCUMENTS

D605,396	S	12/2009	Henderson	
D613,043	S	4/2010	Walton	
D624,297	S	9/2010	Henderson	
D636,569	S	4/2011	McMillan	
D636,583	S	4/2011	Petrie	
D643,203	S	8/2011	Mermet	
D644,417	S *	9/2011	Ma .....	D2/920
D649,761	S	12/2011	Chang	
D662,702	S	7/2012	Koyess	
D668,441	S *	10/2012	Shaffer .....	D2/972
D668,858	S *	10/2012	Shaffer .....	D2/972
D684,761	S *	6/2013	Williams, Jr. ....	D2/972
D689,682	S	9/2013	Small	
D694,509	S *	12/2013	Miner .....	D2/972
D694,515	S	12/2013	Rasmussen	
D700,423	S *	3/2014	Martin .....	D2/972
D701,036	S *	3/2014	Martin .....	D2/972
D701,037	S *	3/2014	Ho .....	D2/972
D707,027	S *	6/2014	Shaffer .....	D2/972
D707,028	S *	6/2014	Parker .....	D2/972
D707,435	S *	6/2014	Ng .....	D2/920
D707,950	S *	7/2014	William, Jr. ....	D2/972
D710,585	S *	8/2014	Ho .....	D2/972
D722,224	S *	2/2015	Williams, Jr. ....	D2/972
D722,225	S *	2/2015	Williams, Jr. ....	D2/972
D725,895	S *	4/2015	Cin .....	D2/972
D731,164	S *	6/2015	Williams, Jr. ....	D2/972

\* cited by examiner

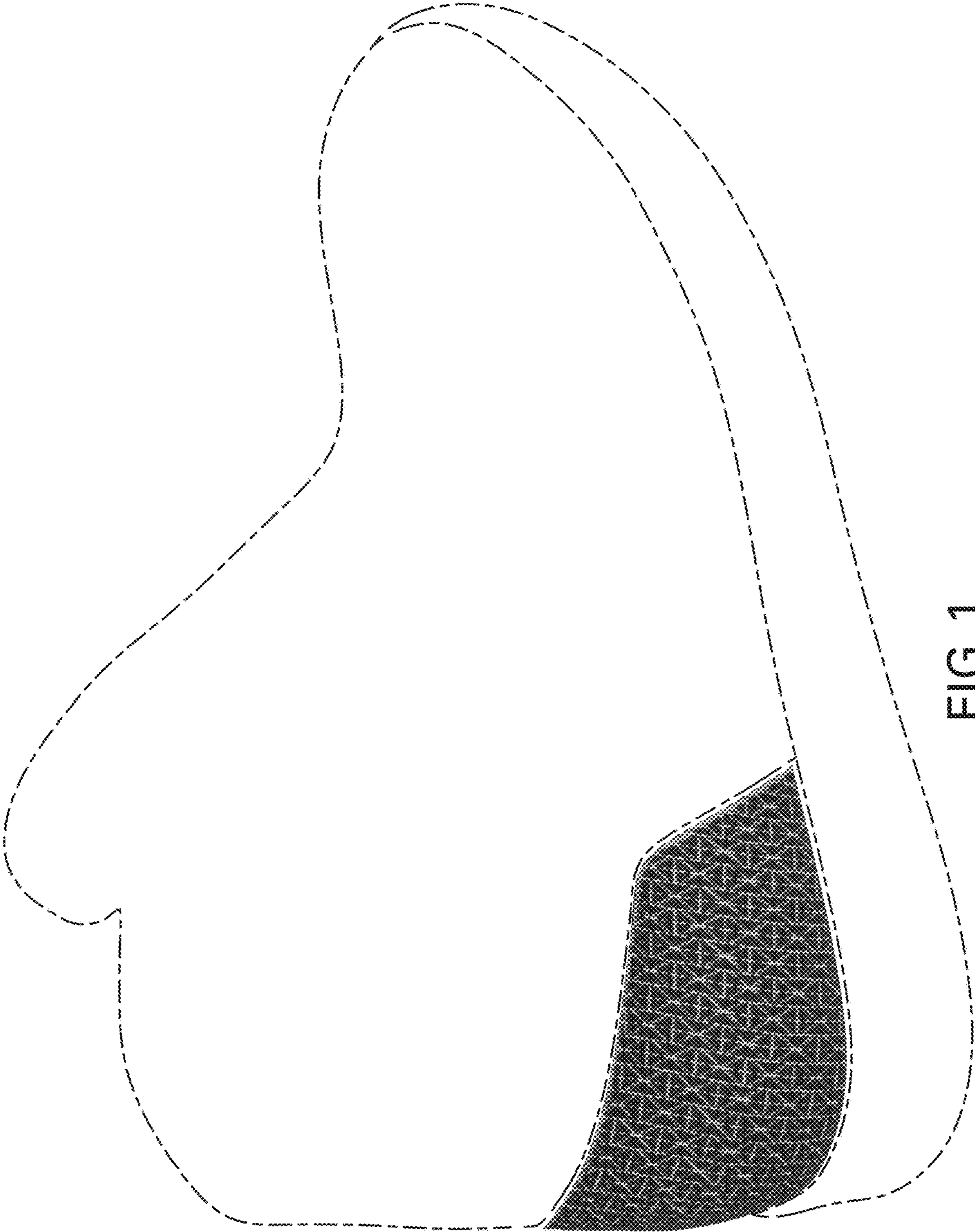


FIG. 1

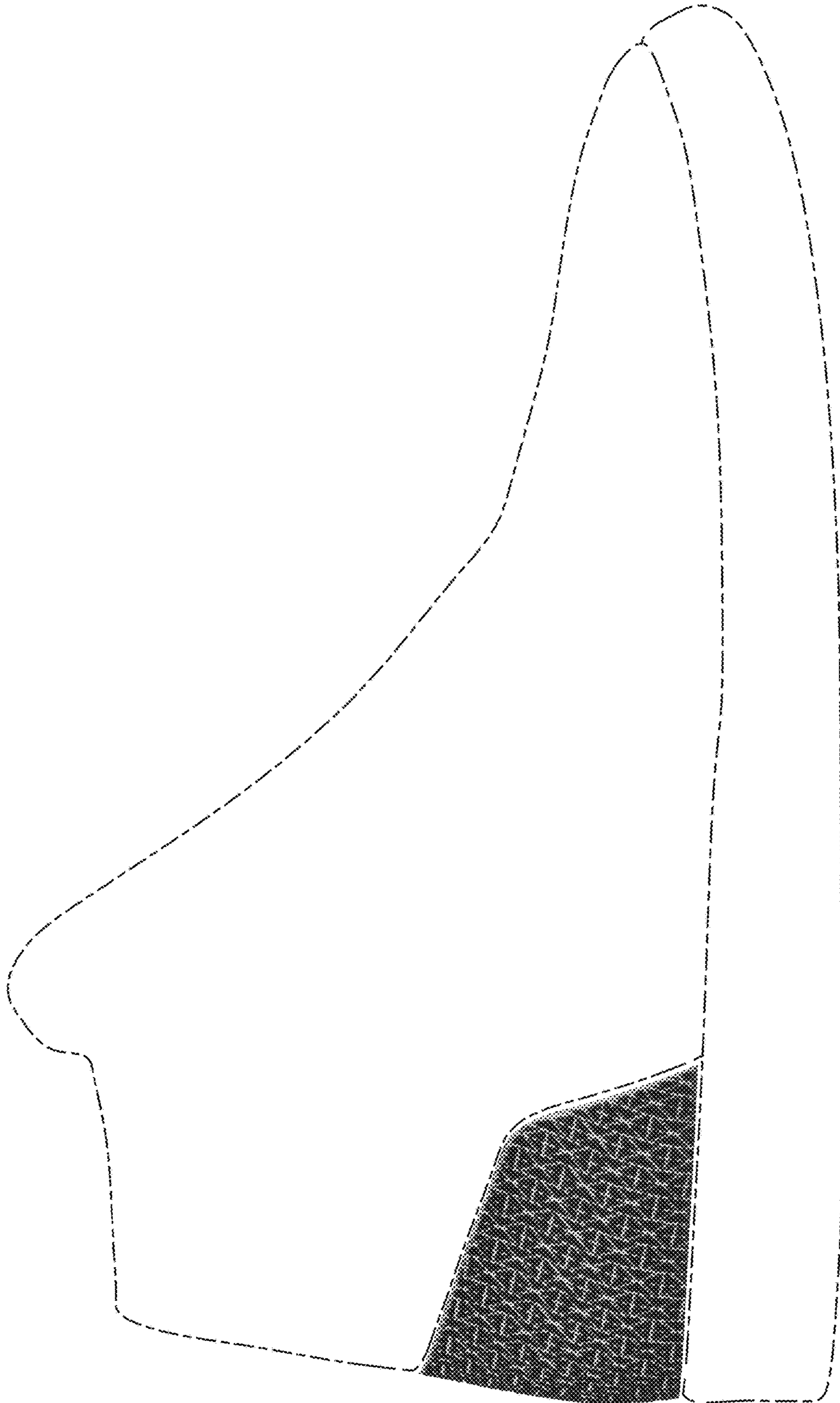


FIG.2

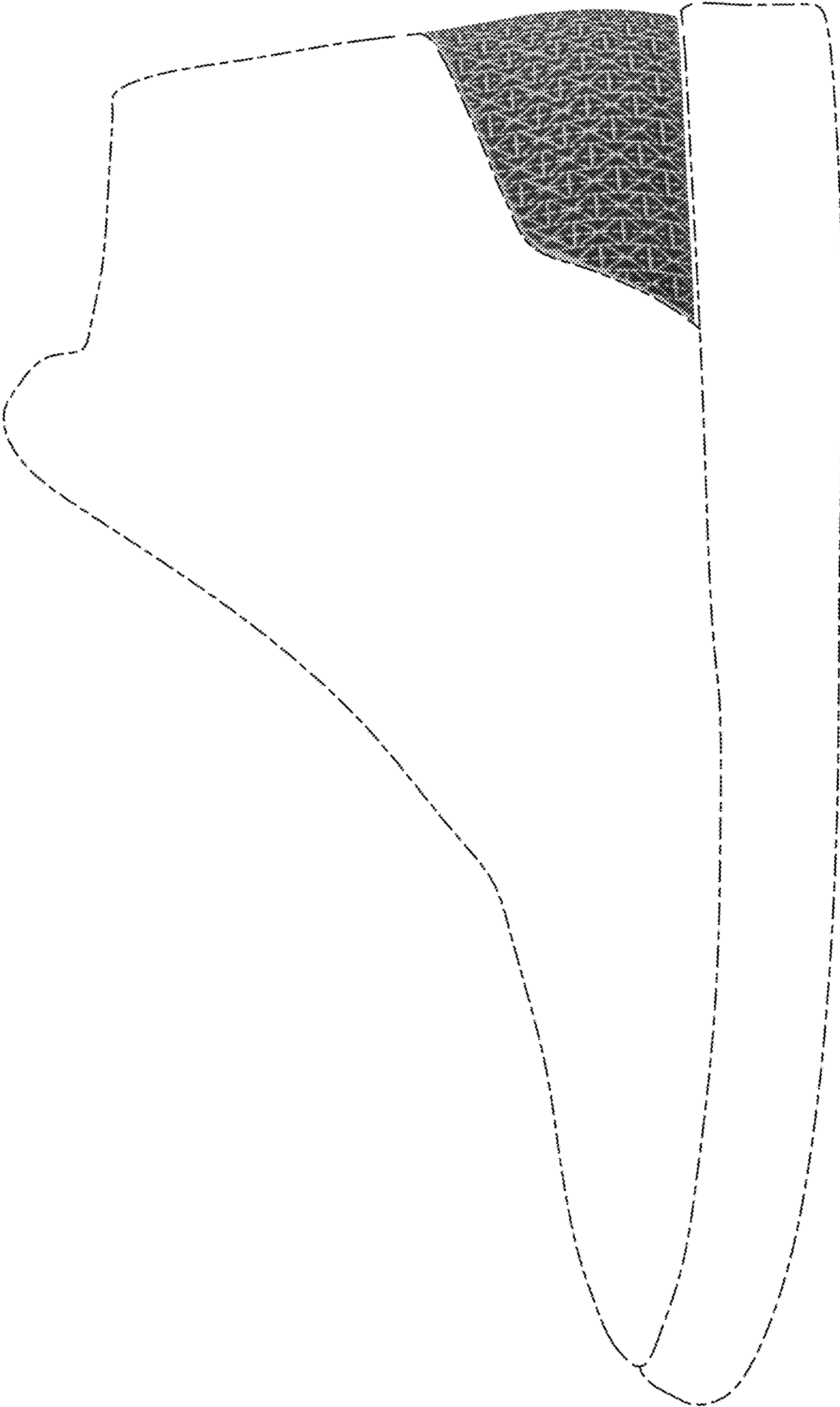


FIG. 3

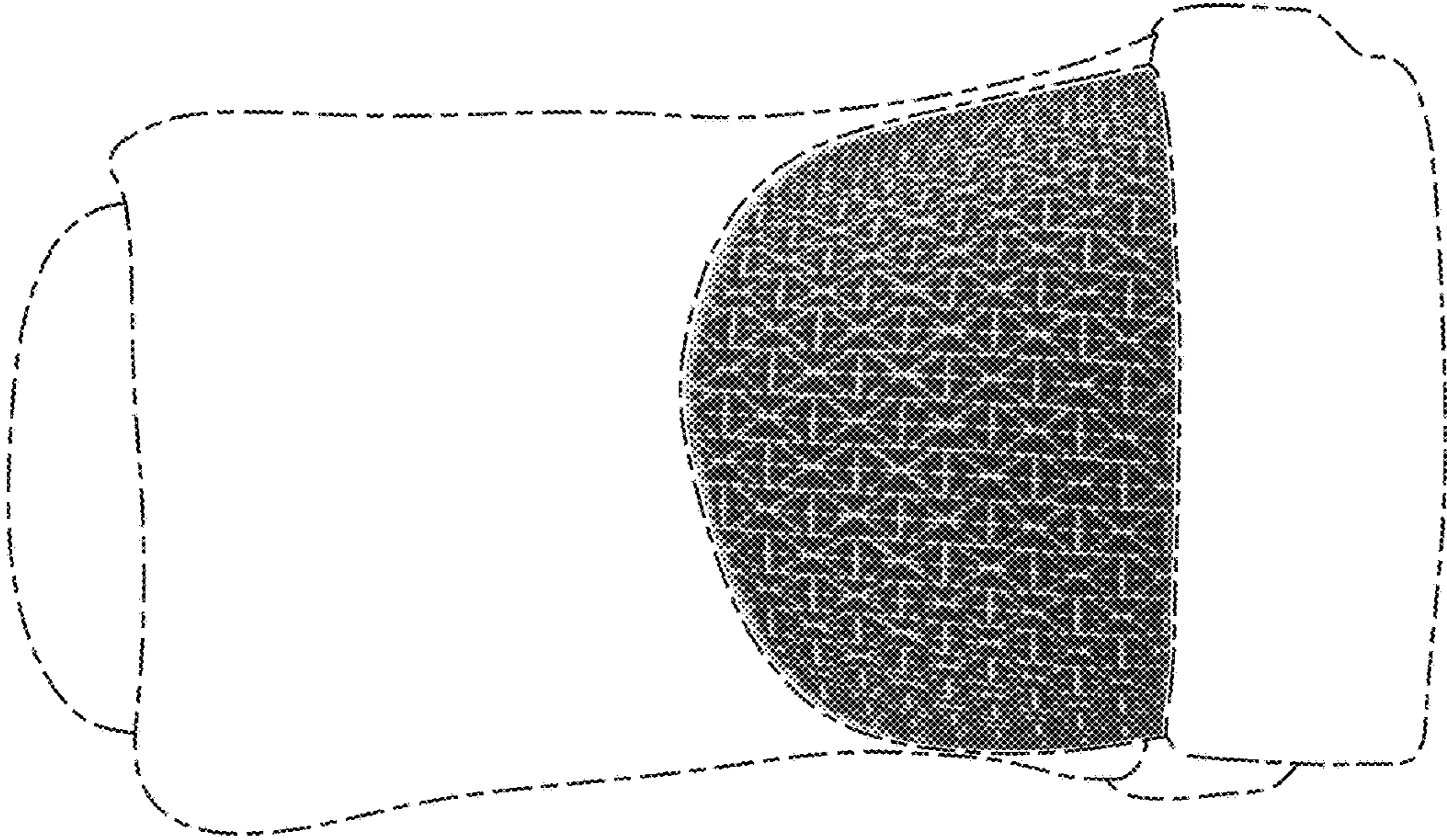


FIG.4

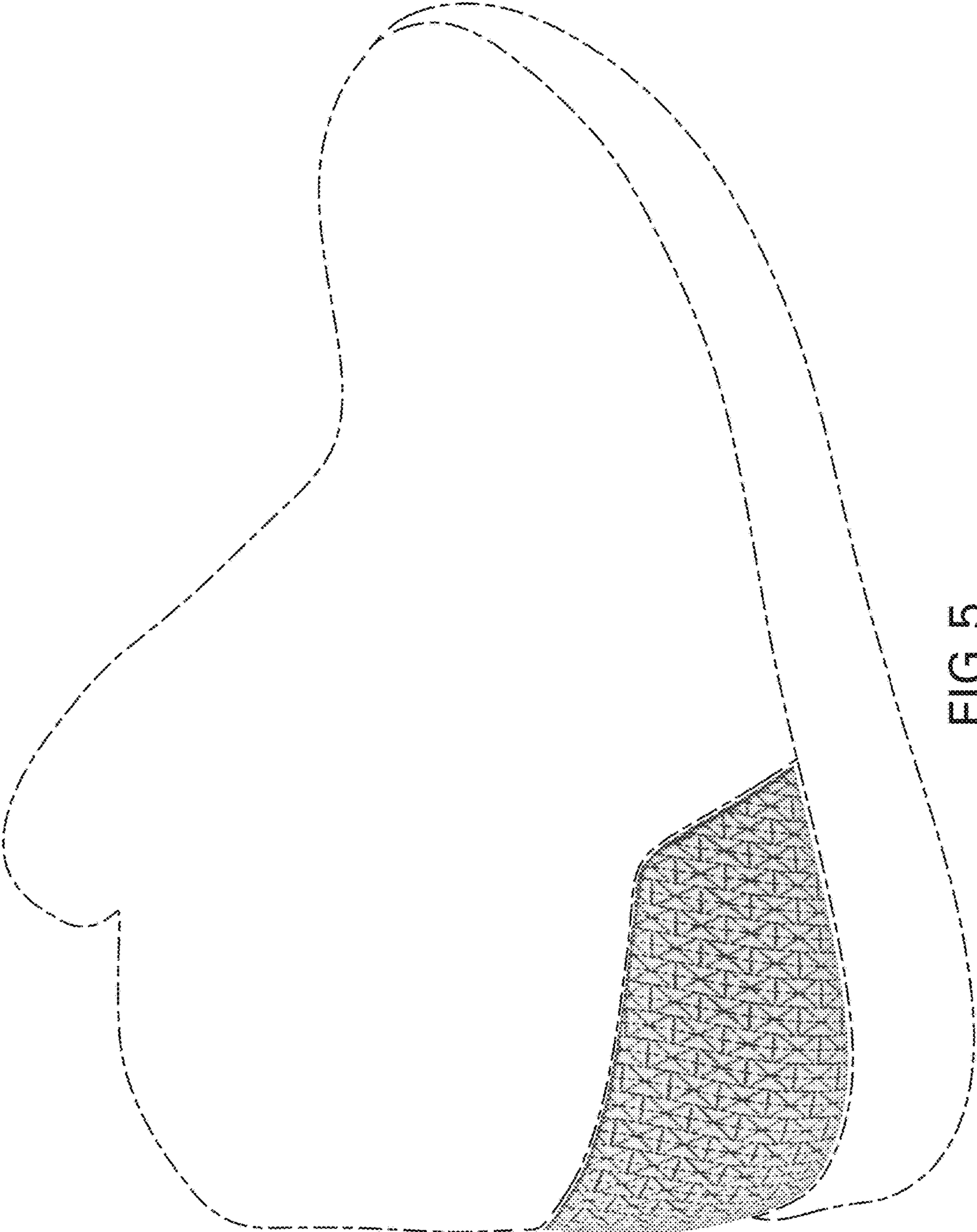


FIG. 5

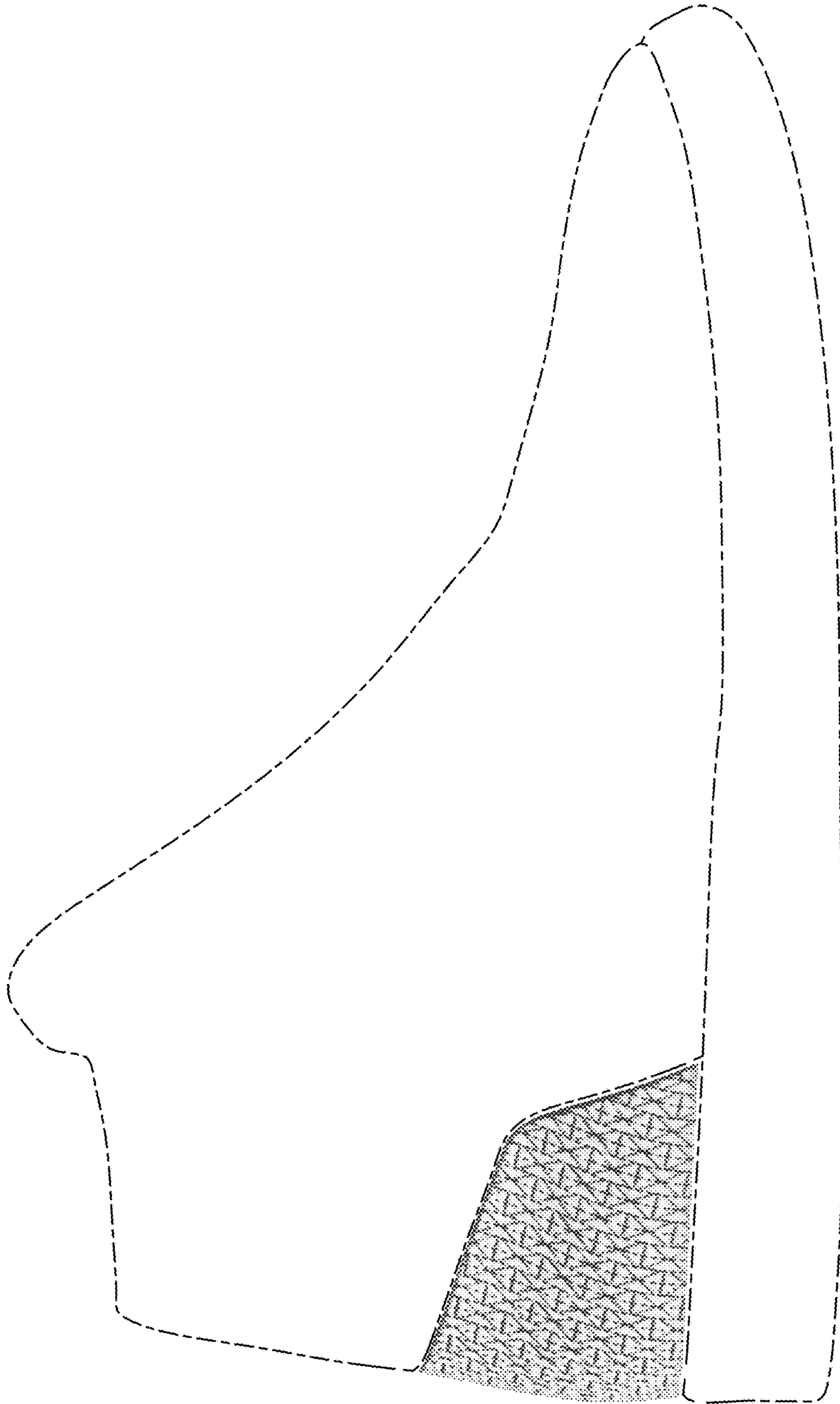


FIG. 6



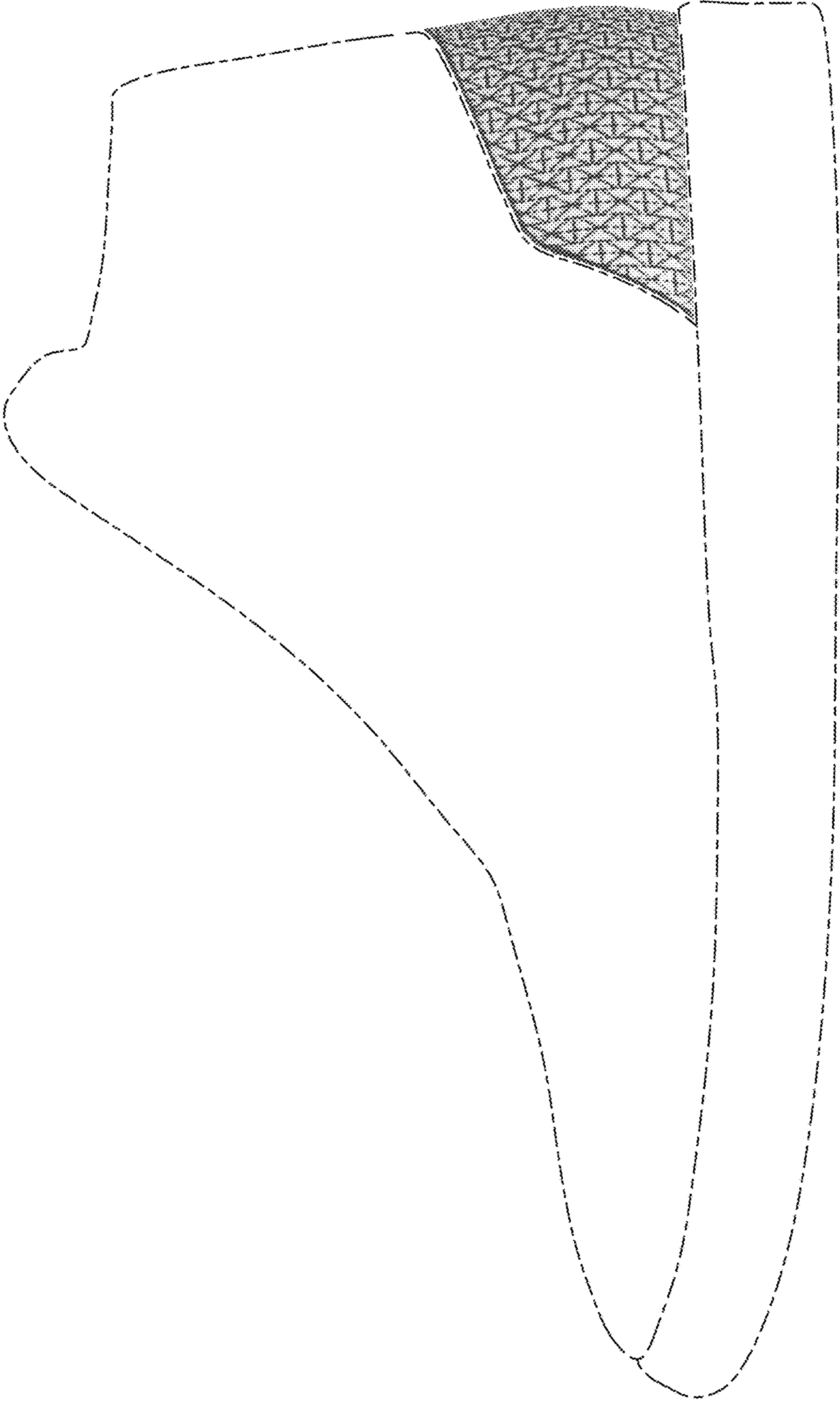


FIG.7

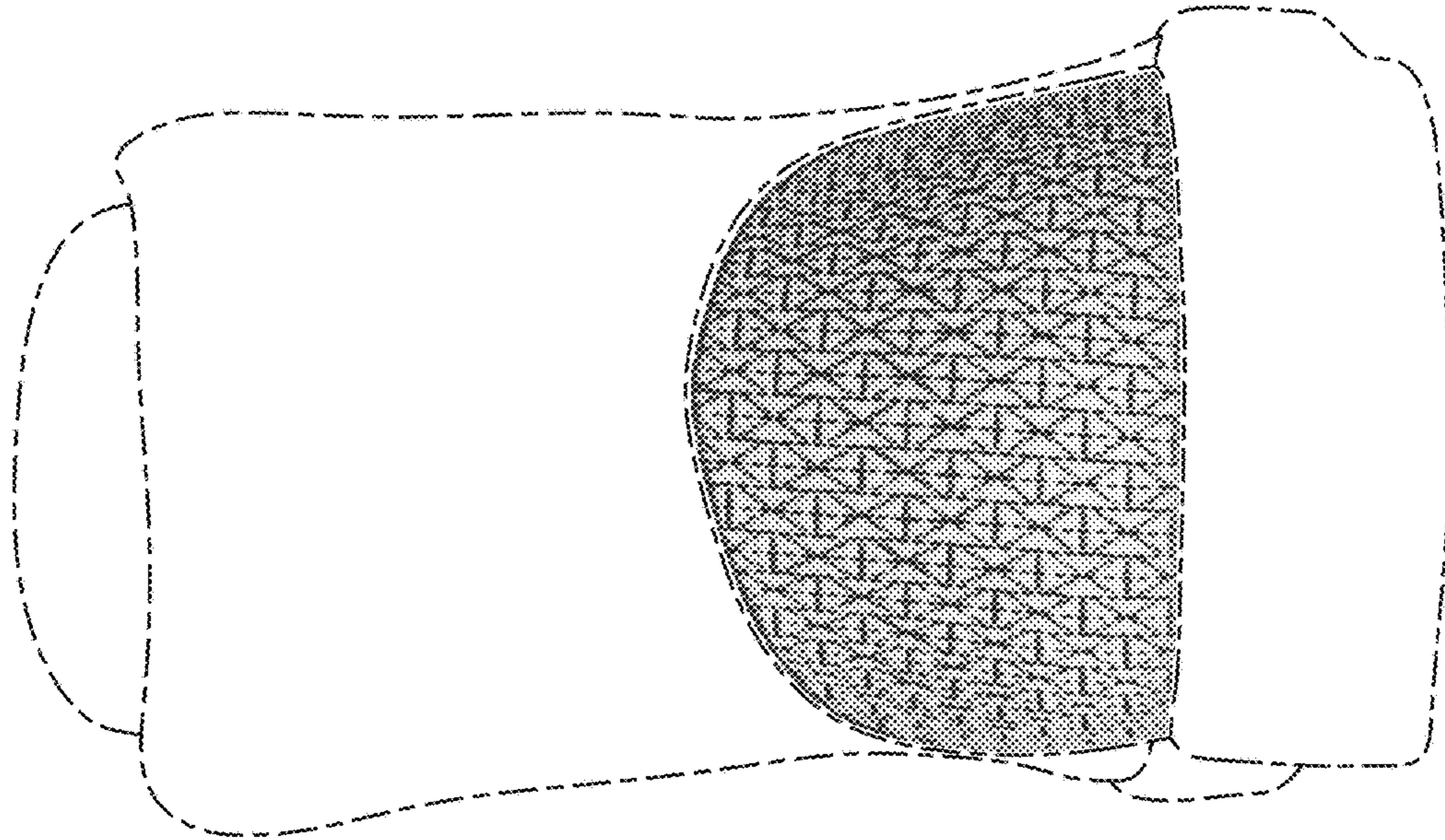


FIG. 8