



US00D778569S

(12) **United States Design Patent**  
**Chang**

(10) **Patent No.:** **US D778,569 S**  
(45) **Date of Patent:** **\*\* Feb. 14, 2017**

(54) **SHOE UPPER**

- (71) Applicant: **NIKE, Inc.**, Beaverton, OR (US)
- (72) Inventor: **Leo S. Chang**, Portland, OR (US)
- (73) Assignee: **NIKE, Inc.**, Beaverton, OR (US)
- (\*\*) Term: **15 Years**
- (21) Appl. No.: **29/549,990**
- (22) Filed: **Dec. 29, 2015**
- (51) **LOC (10) Cl.** ..... **02-04**
- (52) **U.S. Cl.**  
USPC ..... **D2/969**
- (58) **Field of Classification Search**  
USPC ..... D2/969, 972-974, 902, 906-908, 909,  
D2/911-912, 943-945, 970; D5/47, 54,  
D5/63  
CPC ... A43B 3/0052; A43B 3/0057; A43B 3/0063;  
A43B 3/0068; A43B 3/0073; A43B 1/04;  
A43B 1/06; A43B 5/02; A43B 5/06;  
A43B 5/10; A43B 5/14; A43C  
3/00; A43C 7/06  
See application file for complete search history.

(56) **References Cited**

**U.S. PATENT DOCUMENTS**

D385,996 S	11/1997	Tresser
D487,336 S	3/2004	Matis
D496,974 S	10/2004	Howard
D513,857 S	1/2006	Hlavacs
D523,226 S	6/2006	Hudson
D523,227 S	6/2006	Fullum
D524,028 S	7/2006	Fullum
D540,522 S	4/2007	Lotti
D553,340 S	10/2007	Dirsa
D582,650 S	12/2008	Uratsu
D629,596 S	12/2010	Ng
D630,424 S	1/2011	Larson

(Continued)

**FOREIGN PATENT DOCUMENTS**

EM	002127563-0007	11/2012
EM	002189886-0019	3/2013

(Continued)

**OTHER PUBLICATIONS**

“Super Eight: Kevin Durant Reinvents His Signature Sneaker by Switching Up Every Aspect Possible,” Nike KD8 sneaker pictured therein, as posted at Complex.com [online], posted on Jun. 23, 2015 [site visited Dec. 5, 2016]. Available on the Internet, <URL: <http://www.complex.com/sneakers/2015/06/kevin-durant-completely-reinvents-signature-sneakers>>.\*

*Primary Examiner* — Jeffrey D Asch

*Assistant Examiner* — Rebekah A Caruso

(74) *Attorney, Agent, or Firm* — Banner & Witcoff, Ltd.



(57) **CLAIM**

The ornamental design for a shoe upper, as shown and described.

**DESCRIPTION**

FIG. 1 is a front perspective photographic view of a shoe upper showing my new design; FIG. 2 is a side photographic view thereof; FIG. 3 is a second side photographic view thereof; FIG. 4 is a front photographic view thereof; FIG. 5 is a rear photographic view thereof; FIG. 6 is a top photographic view thereof; and, FIG. 7 is a bottom photographic view thereof. The photographic area is claimed. The broken lines immediately adjacent to the photographic area represent unclaimed boundaries of the design. The broken lines showing the remainder of the shoe are for environmental purposes only and form no part of the claimed design.

**1 Claim, 7 Drawing Sheets**



(56)

**References Cited**

U.S. PATENT DOCUMENTS

D630,832 S 1/2011 Ng  
 D630,833 S 1/2011 Ng  
 D643,615 S 8/2011 Avar  
 D645,654 S 9/2011 MacIntyre  
 D651,391 S 1/2012 Mokos  
 D668,441 S 10/2012 Shaffer  
 D668,858 S 10/2012 Shaffer  
 D672,181 S \* 12/2012 Stoddard ..... D5/53  
 D682,530 S 5/2013 Wilken  
 D684,761 S 6/2013 Williams, Jr.  
 D694,509 S 12/2013 Miner  
 D700,423 S 3/2014 Martin  
 D700,428 S 3/2014 Kuerbis  
 D701,036 S 3/2014 Martin  
 D701,037 S 3/2014 Ho et al.  
 D707,027 S 6/2014 Shaffer  
 D707,028 S 6/2014 Parker et al.

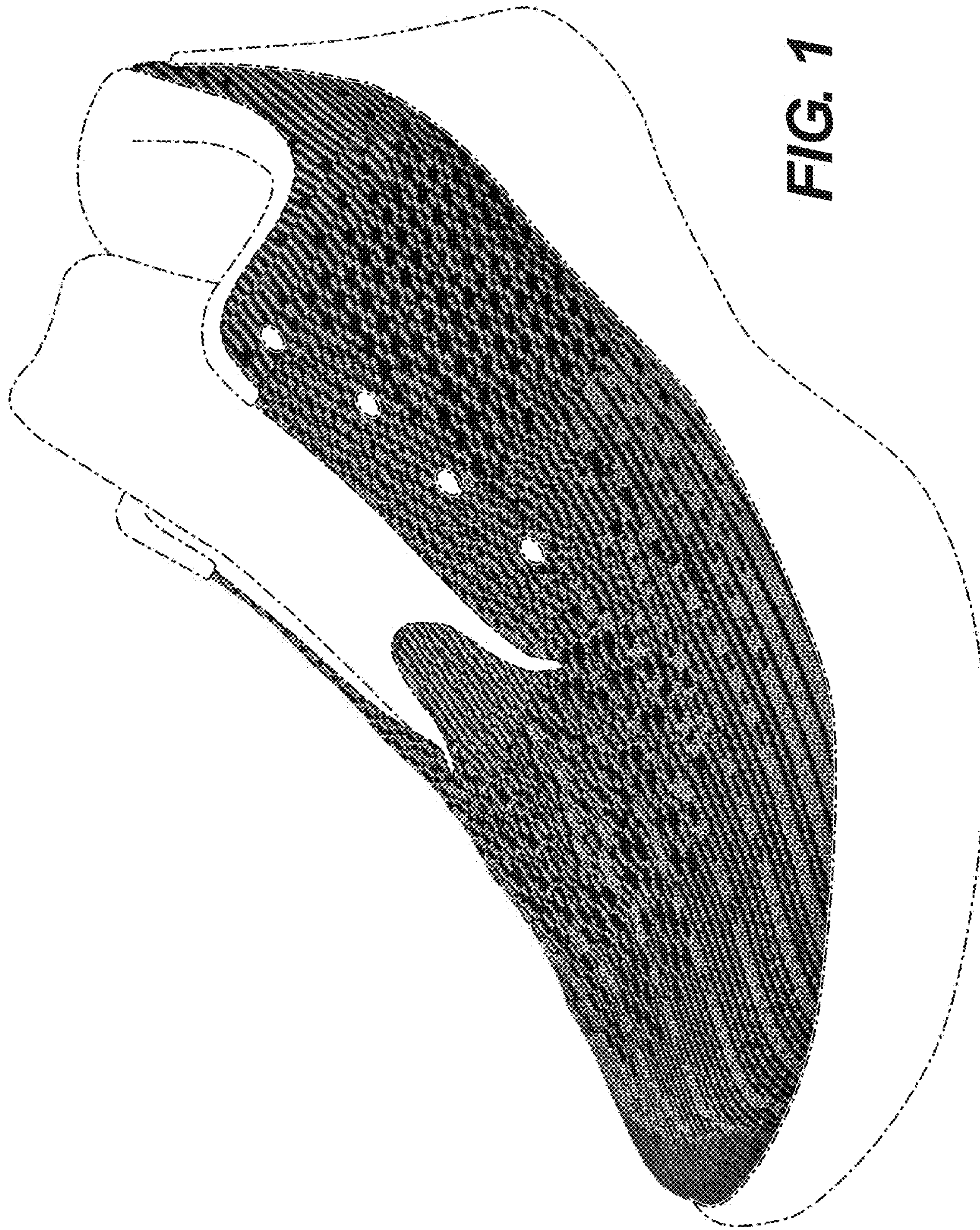
D707,436 S 6/2014 Seamarks  
 D707,950 S 7/2014 William, Jr.  
 D709,280 S 7/2014 Shaffer  
 D715,040 S 10/2014 Mermet  
 D716,540 S 11/2014 Anceresi et al.  
 D718,521 S 12/2014 Bosomworth  
 D722,224 S 2/2015 Williams, Jr.  
 D722,225 S 2/2015 Williams, Jr.  
 D725,895 S 4/2015 Cin  
 D731,164 S \* 6/2015 Williams, Jr. .... D2/972  
 D745,259 S \* 12/2015 Bell ..... D2/972  
 D746,571 S \* 1/2016 Bell ..... D2/972  
 D772,553 S \* 11/2016 Williams, Jr. .... D2/972  
 9,491,987 B2 \* 11/2016 Antonelli ..... A43B 23/027

FOREIGN PATENT DOCUMENTS

EM 002190769-0010 3/2013  
 EM 002241463-0010 6/2013

\* cited by examiner







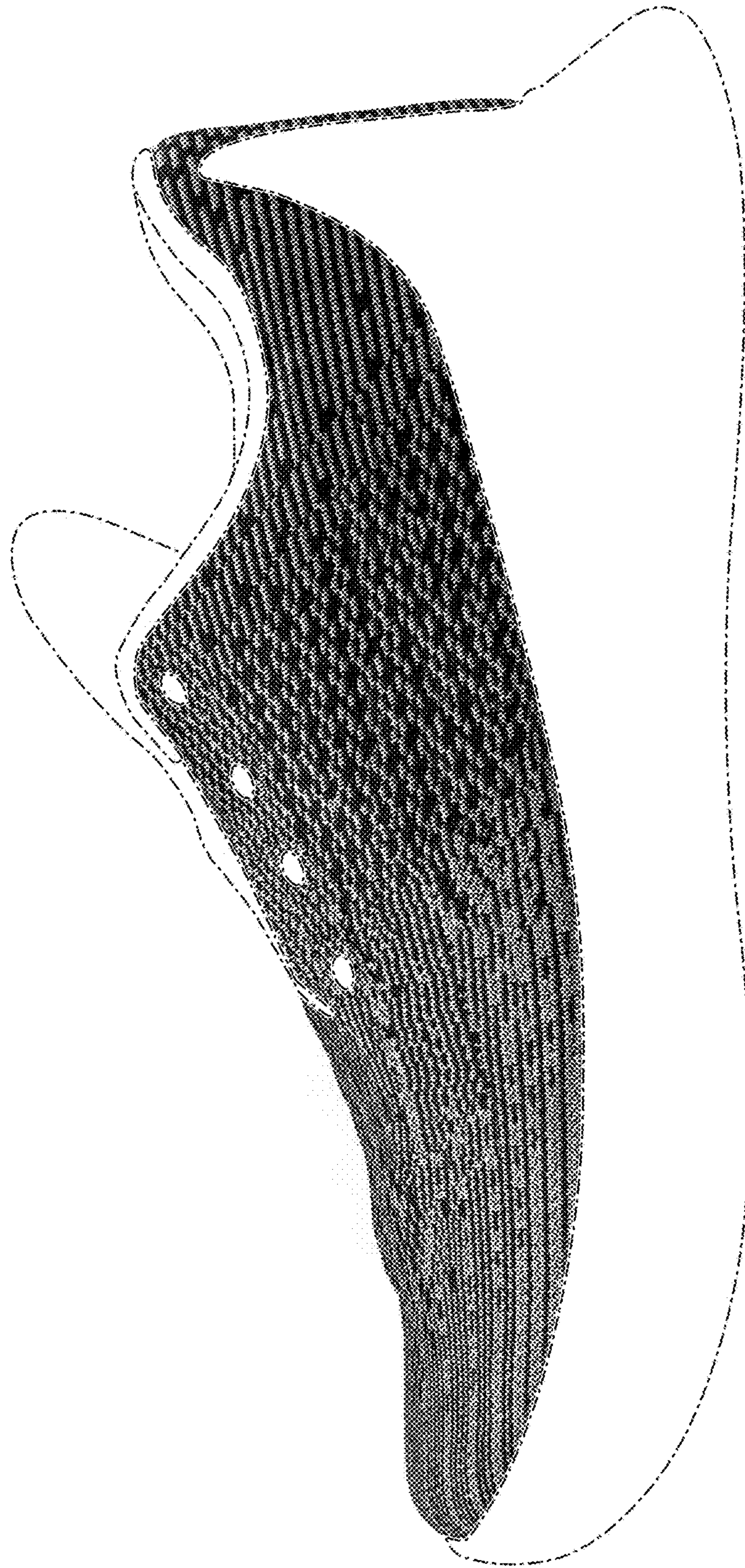


FIG. 2



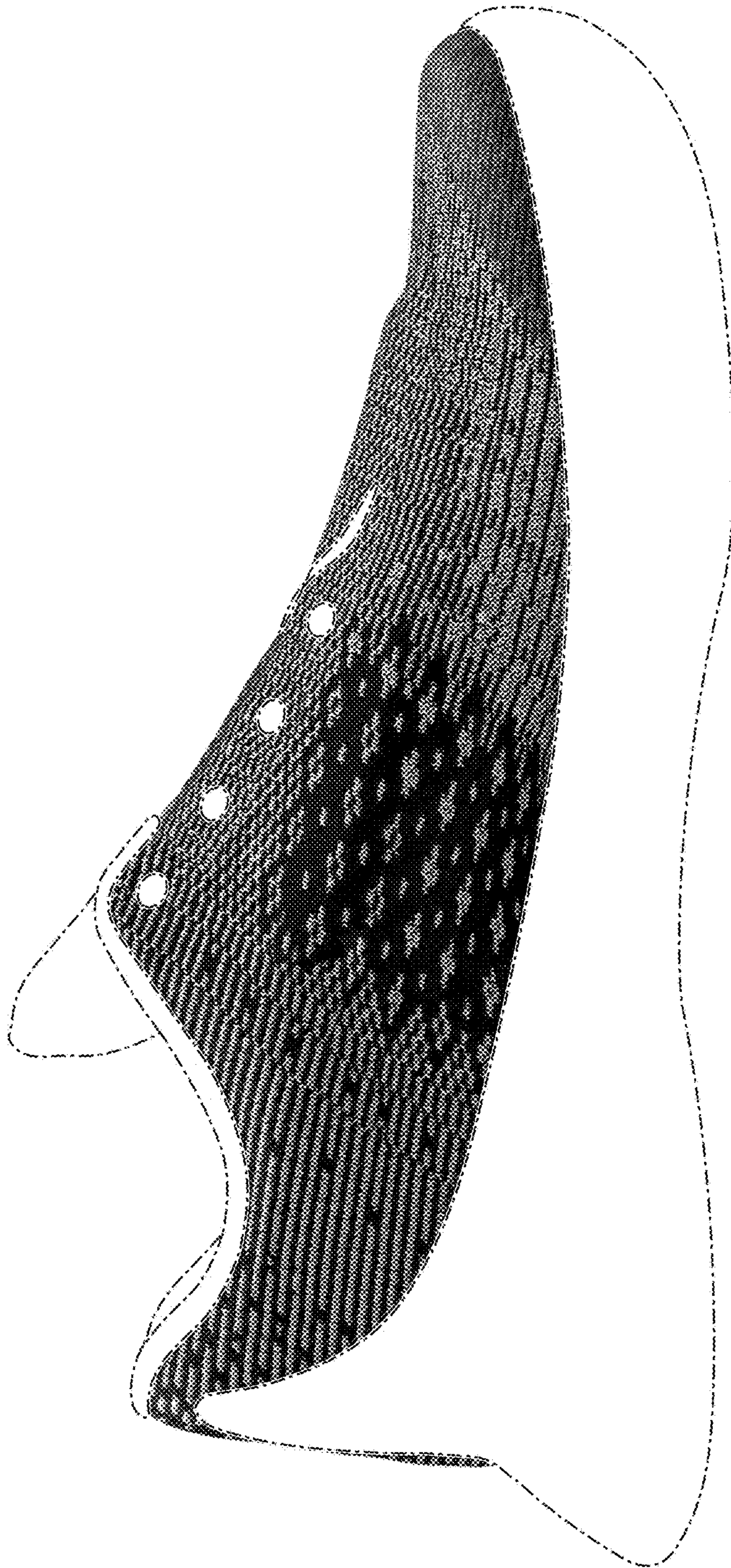
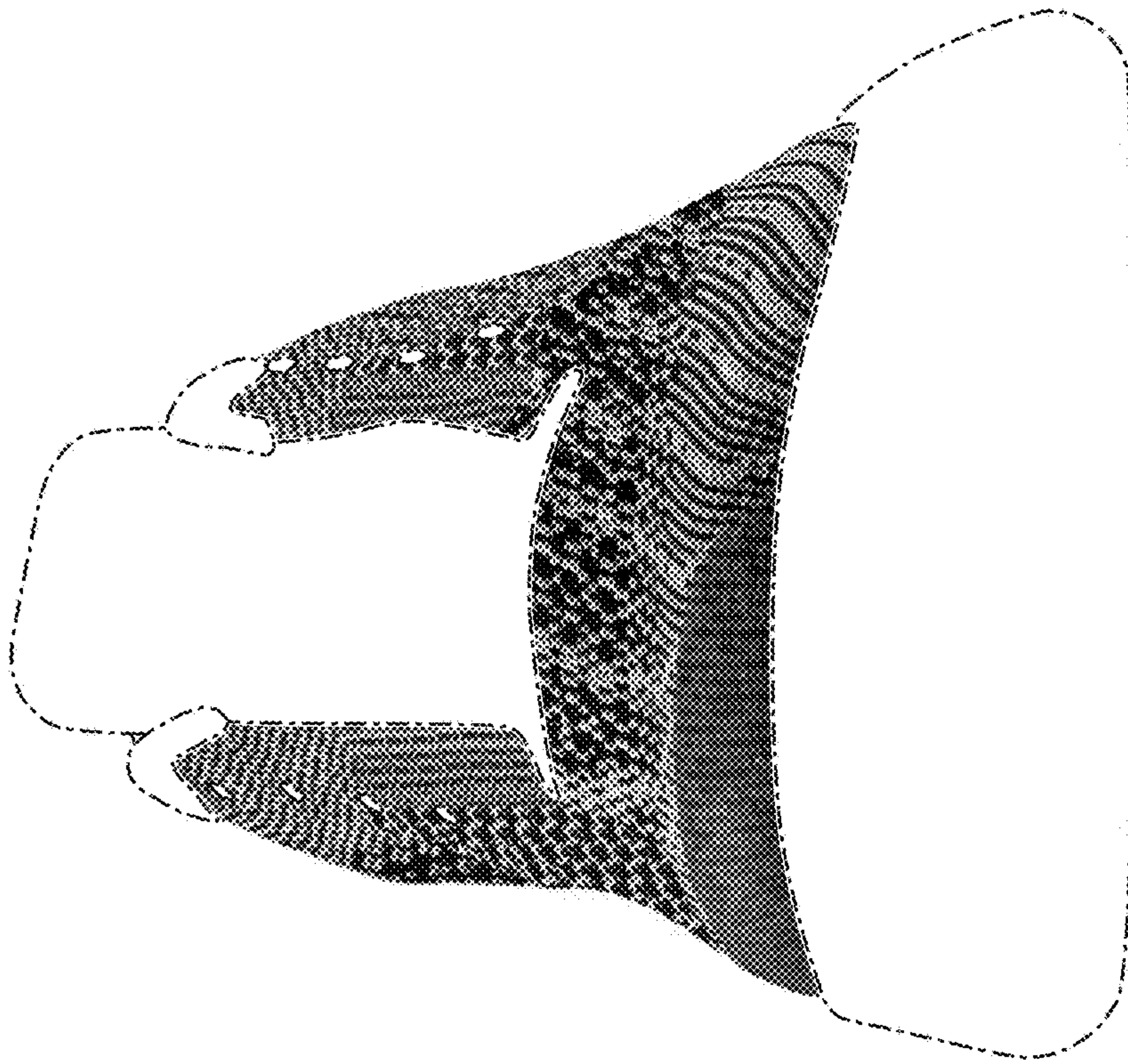


FIG. 3



**FIG. 4**



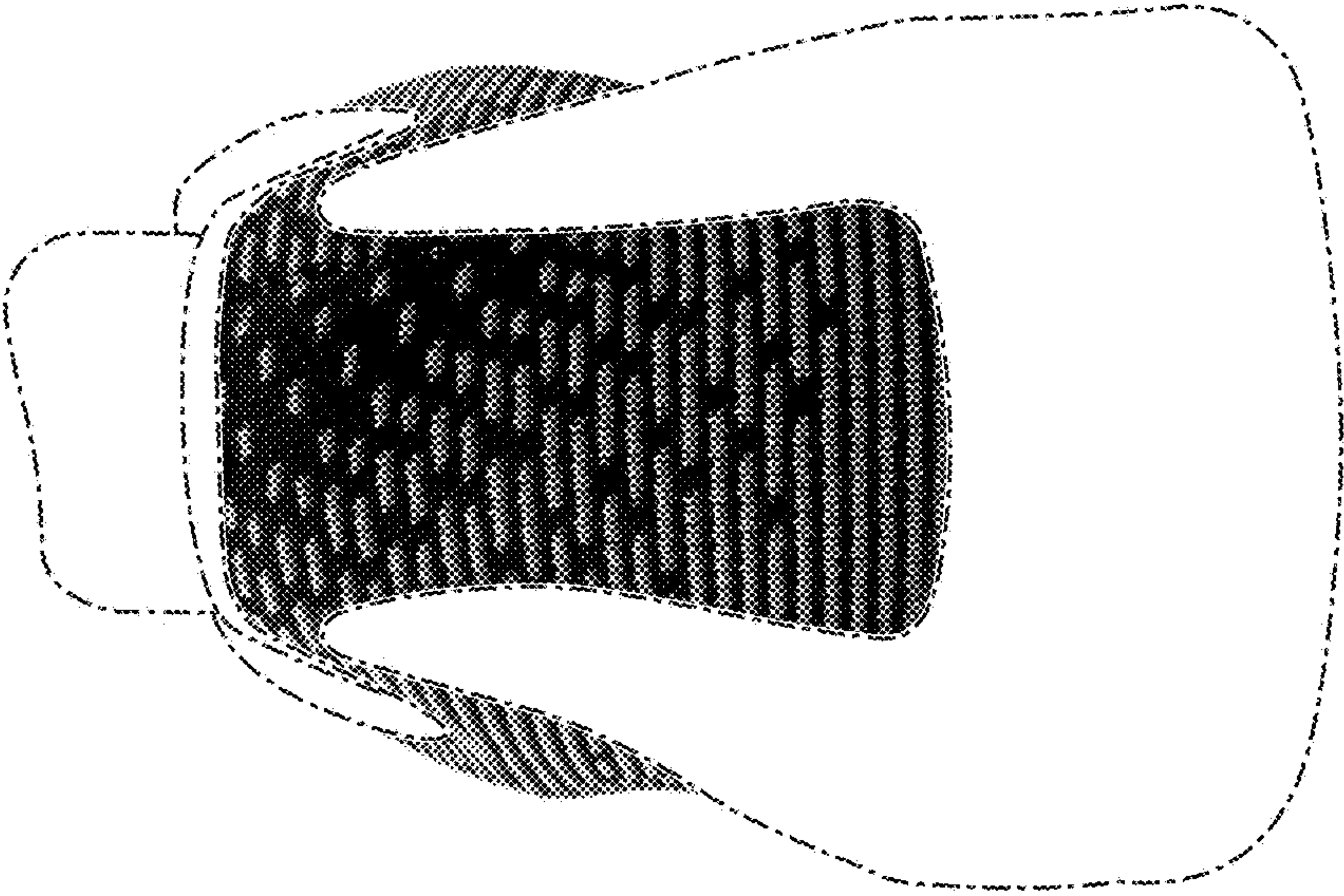


FIG. 5

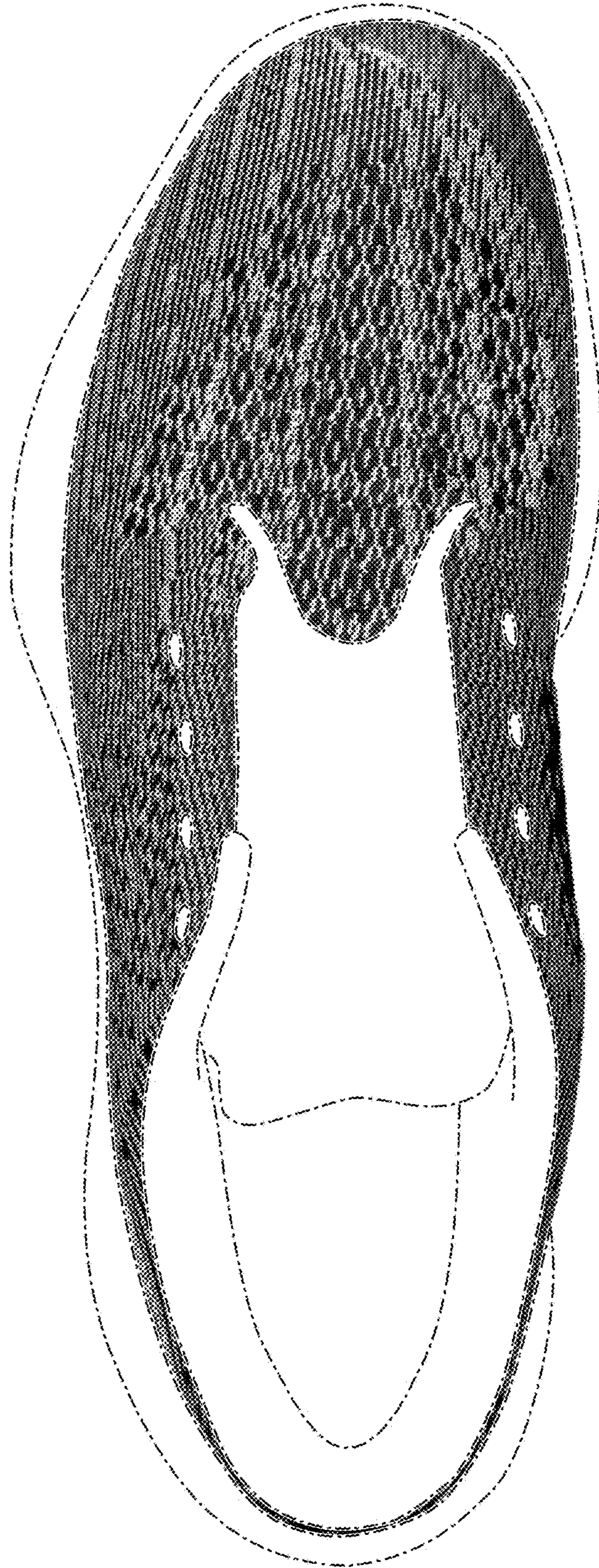



FIG. 6





**FIG. 7**