



US00D778564S

(12) **United States Design Patent**  
**Nethongkome**

(10) **Patent No.:** **US D778,564 S**

(45) **Date of Patent:** **\*\* Feb. 14, 2017**

(54) **SHOE OUTSOLE**

(71) Applicant: **NIKE, Inc.**, Beaverton, OR (US)

(72) Inventor: **Benjamin Nethongkome**, Beaverton, OR (US)

(73) Assignee: **NIKE, Inc.**, Beaverton, OR (US)

(\*\*) Term: **15 Years**

(21) Appl. No.: **29/536,649**

(22) Filed: **Aug. 18, 2015**

(51) **LOC (10) Cl.** ..... **02-04**

(52) **U.S. Cl.**  
USPC ..... **D2/960; D2/951; D2/953; D2/958;**  
**D2/959**

(58) **Field of Classification Search**

CPC ..... A43B 13/00; A43B 13/02; A43B 13/023;  
A43B 13/026; A43B 13/04; A43B 13/08;  
A43B 13/10; A43B 13/12; A43B 13/14;  
A43B 13/141; A43B 13/143; A43B 13/16;  
A43B 13/18; A43B 13/181; A43B 13/187;  
A43B 13/189; A43B 13/20; A43B 13/22;  
A43B 13/223; A43B 13/24; A43B 13/28;  
A43B 13/30; A43B 13/32; A43B 13/34;  
A43B 13/36

See application file for complete search history.

(56) **References Cited**

**U.S. PATENT DOCUMENTS**

D204,186 S	3/1966	Mattos
D229,456 S	12/1973	Plampton et al.
D335,953 S	6/1993	Tyng
D371,893 S	7/1996	Kayano et al.
D404,902 S	2/1999	Pawlus
D412,239 S	7/1999	Sorofman

D416,379 S	11/1999	Cintron	
D430,388 S	9/2000	Dittrich et al.	
D431,894 S	10/2000	Begg, II et al.	
D439,395 S	3/2001	Oberg	
D499,239 S	12/2004	Burg et al.	
D504,760 S	5/2005	McClaskie	
D506,055 S	6/2005	Ringholz	
D509,650 S	9/2005	Burg	
D550,940 S	9/2007	Edwards	
7,310,894 B1 *	12/2007	Schwarzman	..... A43B 13/223 36/3 A
D566,381 S	4/2008	Nakano et al.	
D566,938 S *	4/2008	Matis	..... D2/957
D571,089 S *	6/2008	Centurione	..... D2/956
D574,131 S	8/2008	Banik et al.	
D574,584 S	8/2008	Earle	
D596,836 S	7/2009	Link	
D642,362 S	8/2011	Miner	

(Continued)

*Primary Examiner* — T. Chase Nelson

(74) *Attorney, Agent, or Firm* — Banner & Witcoff, Ltd.

(57) **CLAIM**

The ornamental design for a shoe outsole, as shown and described.

**DESCRIPTION**

FIG. 1 is a front perspective view of a shoe outsole showing my new design;

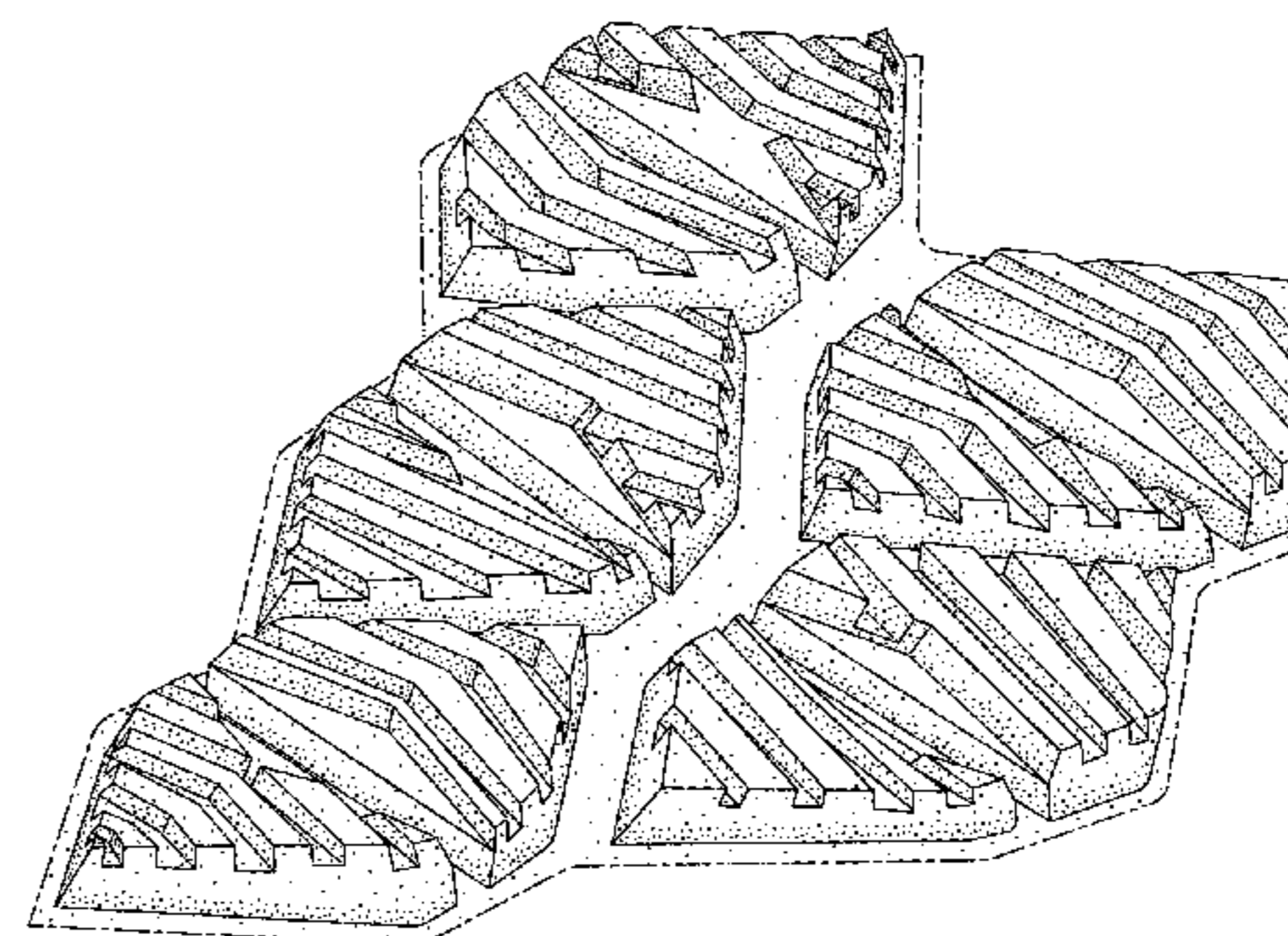
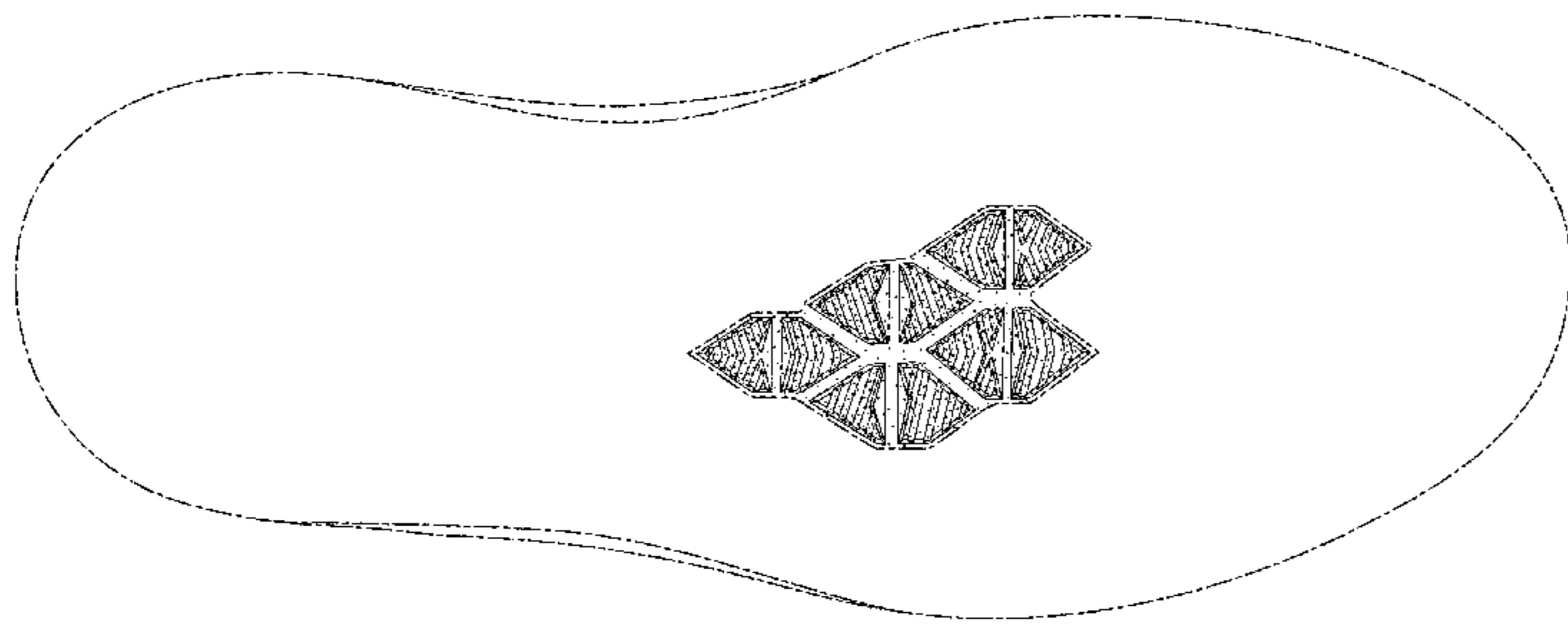
FIG. 2 is a bottom view thereof;

FIG. 3 is a rear perspective view thereof; and,

FIG. 4 is an enlarged view of the claimed region in FIG. 3, shown in isolation.

The uneven-length broken lines immediately adjacent to the shaded area represent unclaimed boundaries of the design. The uneven-length broken lines showing the remainder of the shoe are for environmental purposes only and form no part of the claimed design.

**1 Claim, 4 Drawing Sheets**



(56)

References Cited

U.S. PATENT DOCUMENTS

D646,874	S	10/2011	Miner	
D649,756	S	12/2011	Thornhill	
D657,120	S	4/2012	Harper	
D666,392	S	9/2012	Shaffer	
D666,393	S	9/2012	Roulo	
D671,718	S	12/2012	McVicker et al.	
D676,224	S	2/2013	Marshall	
D680,723	S	4/2013	Joseph	
D683,529	S *	6/2013	Marshall	D2/951
D684,347	S *	6/2013	Chang	D2/951
D690,920	S	10/2013	Petrie	
D702,032	S	4/2014	Nakano	
D704,424	S *	5/2014	Martin	D2/951
D708,830	S *	7/2014	Williams, Jr.	D2/951
D712,125	S *	9/2014	Thornby	D2/951
D713,629	S *	9/2014	Petrie	D2/951
8,826,566	B2 *	9/2014	Crowley, II	A43B 1/0009 36/3 A
D722,753	S *	2/2015	Petrie	D2/951
D724,299	S *	3/2015	Anceresi	D2/951
D725,358	S	3/2015	Francis et al.	
D738,601	S *	9/2015	Hubner	D2/951
D746,565	S *	1/2016	Petrie	D2/951
D765,372	S *	9/2016	Petrie	D2/951
2009/0277041	A1 *	11/2009	Hubner	A43B 1/00 36/12
2011/0247243	A1 *	10/2011	Eder	A43B 13/26 36/67 A
2015/0223560	A1 *	8/2015	Wawrousek	A43B 13/00 36/25 R

\* cited by examiner

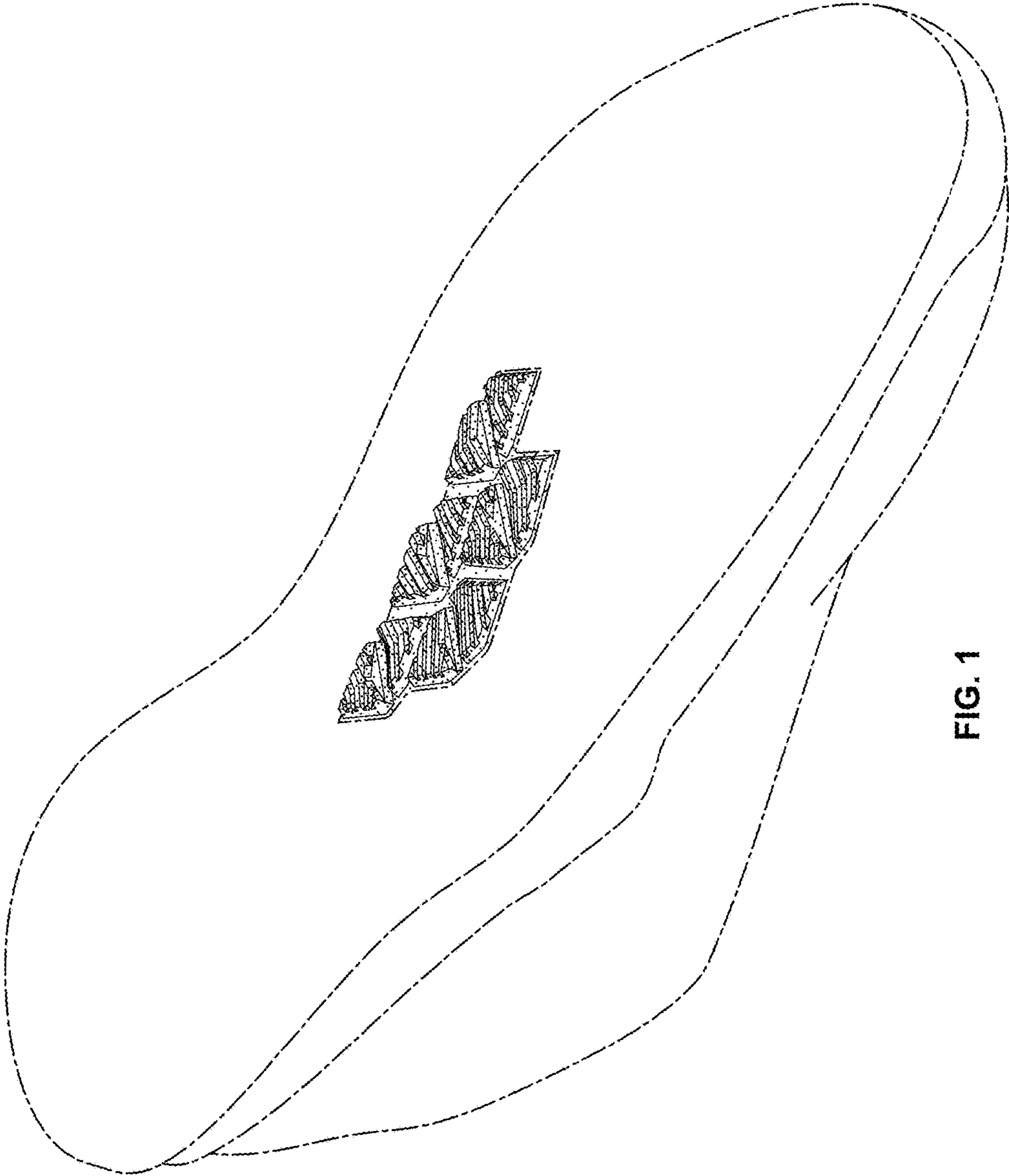


FIG. 1

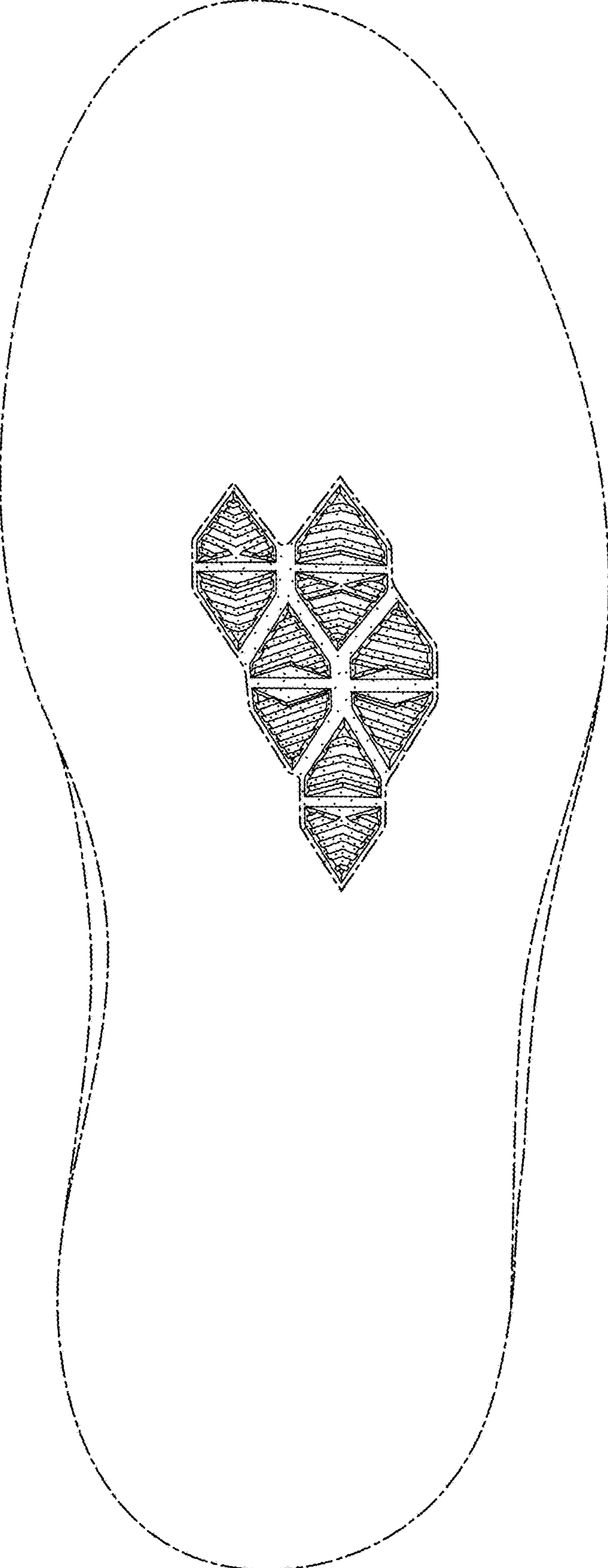


FIG. 2



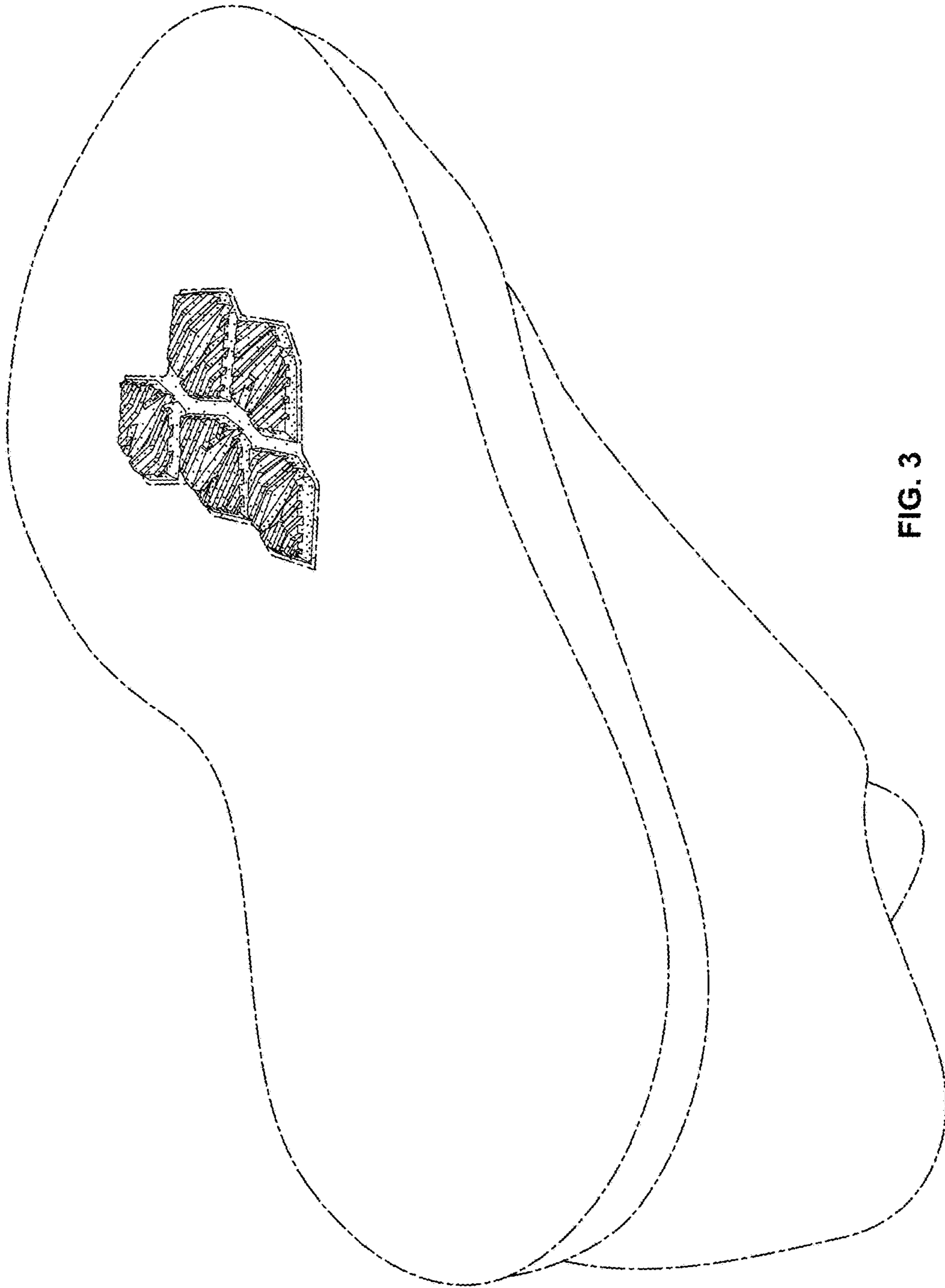


FIG. 3

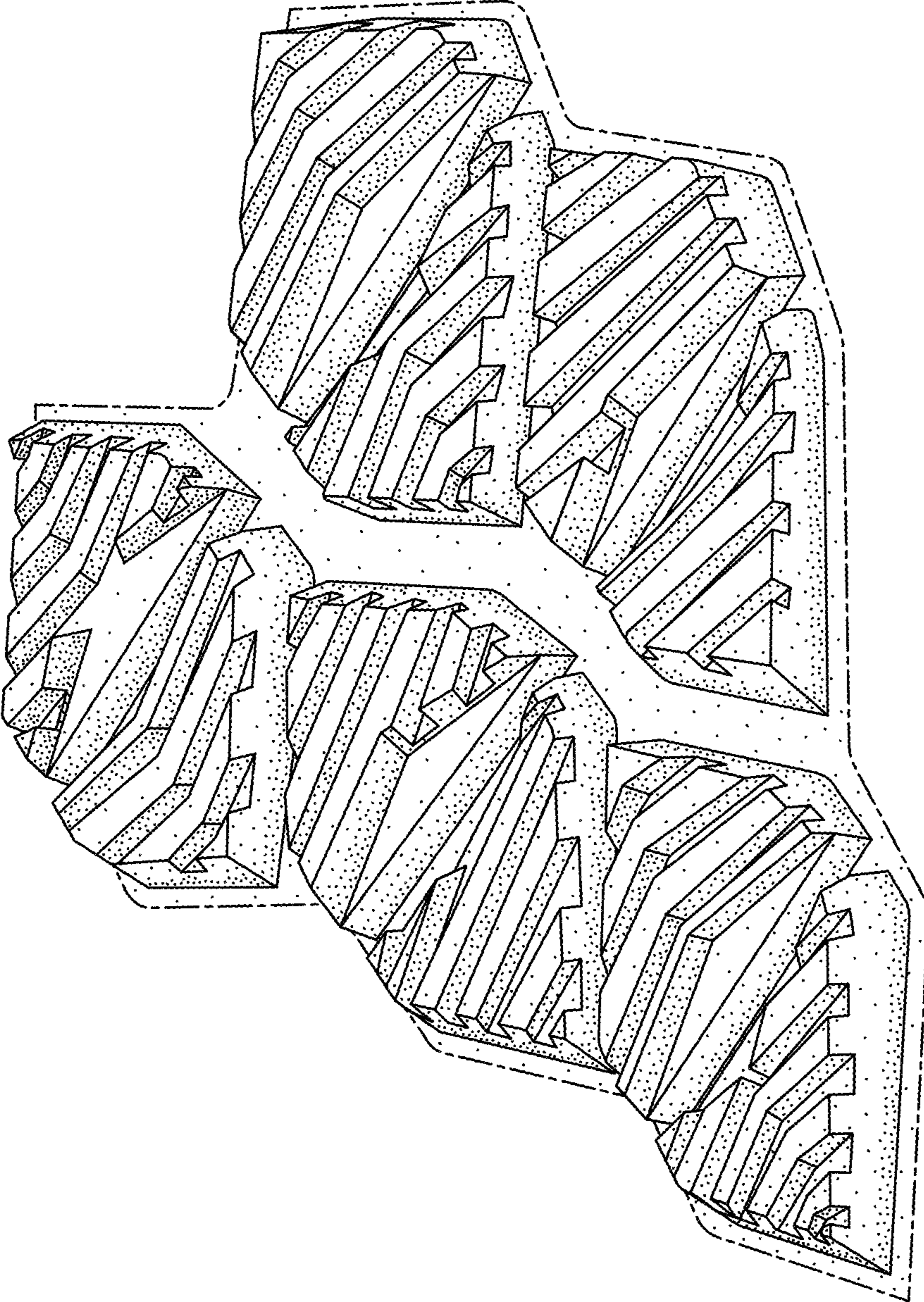


FIG. 4