



US00D778562S

(12) **United States Design Patent** (10) **Patent No.:** **US D778,562 S**
Williams, Jr. (45) **Date of Patent:** **** Feb. 14, 2017**

(54) **SHOE OUTSOLE**
(71) Applicant: **NIKE, Inc.**, Beaverton, OR (US)
(72) Inventor: **Robert C. Williams, Jr.**, Tigard, OR (US)
(73) Assignee: **NIKE, Inc.**, Beaverton, OR (US)
(**) Term: **15 Years**
(21) Appl. No.: **29/536,302**
(22) Filed: **Aug. 14, 2015**
(51) **LOC (10) Cl.** **02-04**
(52) **U.S. Cl.**
USPC **D2/959; D2/951**
(58) **Field of Classification Search**
USPC D2/902, 906, 908, 916, 918, 925, D2/946-962, 977; 36/3 B, 22 R, 24.5, 36/25 R, 28, 32 R, 34 R, 59 C, 67 A, 103
CPC A43B 13/00; A43B 13/02; A43B 13/023; A43B 13/026; A43B 13/04; A43B 13/08; A43B 13/10; A43B 13/12; A43B 13/14; A43B 13/141; A43B 13/143; A43B 13/16; A43B 13/18; A43B 13/181; A43B 13/187; A43B 13/189; A43B 13/20; A43B 13/22; A43B 13/223; A43B 13/24; A43B 13/28; A43B 13/30; A43B 13/32; A43B 13/34; A43B 13/36
See application file for complete search history.

(56) **References Cited**
U.S. PATENT DOCUMENTS
2,098,277 A * 11/1937 Conticchio A43B 21/06 36/35 B
D115,636 S 7/1939 Sperry
D119,291 S 3/1940 Watanabe
D137,439 S * 3/1944 Incardona 36/31
D278,851 S * 5/1985 Austin D2/955

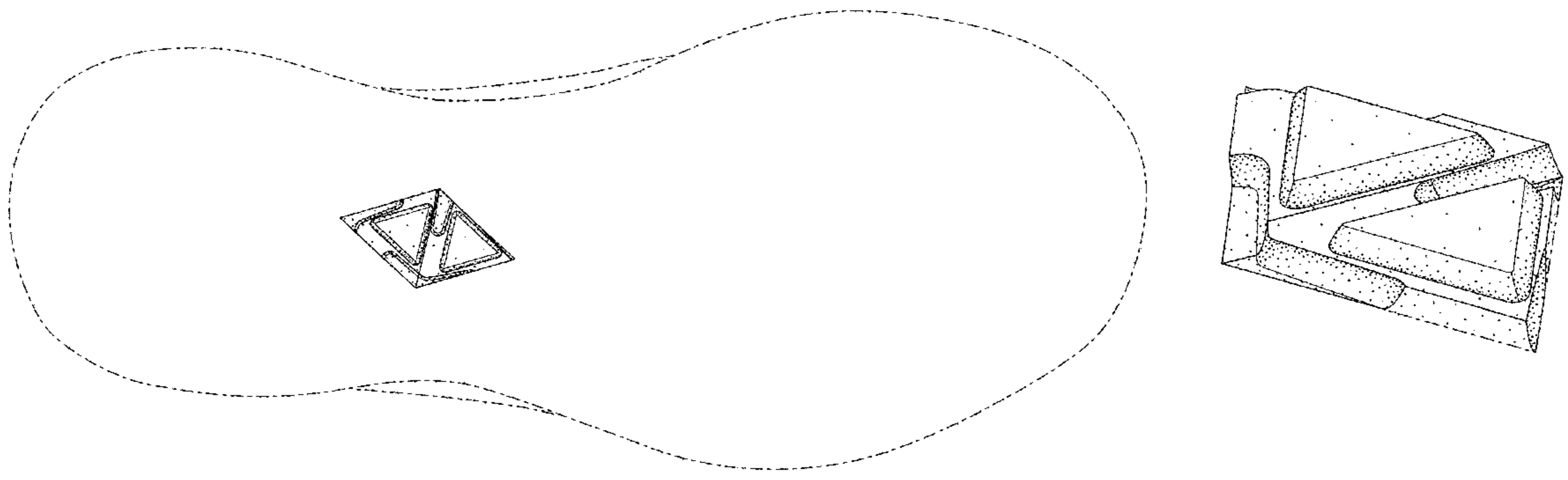
D281,286 S * 11/1985 Mangini D2/952
D281,459 S * 11/1985 Parker D2/959
D350,641 S 9/1994 Kayano et al.
D356,884 S * 4/1995 Ho D2/902
D357,346 S * 4/1995 Ho D2/902
D358,929 S 6/1995 Peterson
D399,645 S 10/1998 Percuoco
D404,901 S 2/1999 Blakeslee
D412,239 S * 7/1999 Sorofman D2/959
D457,293 S 5/2002 Maurer
D463,901 S * 10/2002 Adams D2/951
D483,934 S * 12/2003 Adams D2/957
D484,298 S 12/2003 Navatier
D496,778 S * 10/2004 Le D2/953
D501,707 S 2/2005 Nakano
D527,172 S 8/2006 Burg
D553,834 S 10/2007 Nakano
D555,339 S * 11/2007 Chang D2/957
D560,335 S 1/2008 Turner et al.
D566,941 S * 4/2008 Chang D2/957
(Continued)

Primary Examiner — T. Chase Nelson
(74) *Attorney, Agent, or Firm* — Banner & Witcoff, Ltd.

(57) **CLAIM**
The ornamental design for a shoe outsole, as shown and described.

DESCRIPTION
FIG. 1 is a front perspective view of a shoe outsole showing my new design;
FIG. 2 is a bottom view thereof;
FIG. 3 is a rear perspective view thereof; and,
FIGS. 4-6 are enlarged views of the claimed area shown in FIGS. 1-3, respectively, with unclaimed subject matter omitted.
The broken lines immediately adjacent to the shaded area represent unclaimed boundaries of the design. The broken lines showing the remainder of the shoe in FIGS. 1-3 are for environmental purposes only and form no part of the claimed design.

1 Claim, 4 Drawing Sheets



(56)

References Cited

U.S. PATENT DOCUMENTS

D569,088	S *	5/2008	Poetsch	D2/949
D586,544	S	2/2009	Fuerst	
D586,993	S	2/2009	Banik et al.	
D662,695	S *	7/2012	McVicker	D2/902
D676,224	S	2/2013	Marshall	
D677,454	S *	3/2013	Pizzuti	D2/951
D682,524	S *	5/2013	James	D2/951
D683,118	S	5/2013	Pauk	
8,505,219	B2 *	8/2013	Avar	A43B 5/06 36/102
D689,275	S	9/2013	Mahoney	
D690,920	S	10/2013	Petrie	
D695,503	S	12/2013	Madore	
D702,032	S *	4/2014	Nakano	D2/951
D702,430	S *	4/2014	Nascimento	D2/951
D711,074	S *	8/2014	Goetsch	D2/908
D734,009	S	7/2015	Butler	
D757,412	S *	5/2016	Haddock	D2/951
D765,360	S *	9/2016	Petrie	D2/947
2010/0083535	A1 *	4/2010	Meschter	A43B 7/1495 36/88
2011/0247744	A1 *	10/2011	Turner	A41D 31/005 156/163
2012/0000095	A1 *	1/2012	Torrance	A43B 13/125 36/132
2012/0233885	A1 *	9/2012	Shaffer	A43B 13/20 36/103

* cited by examiner

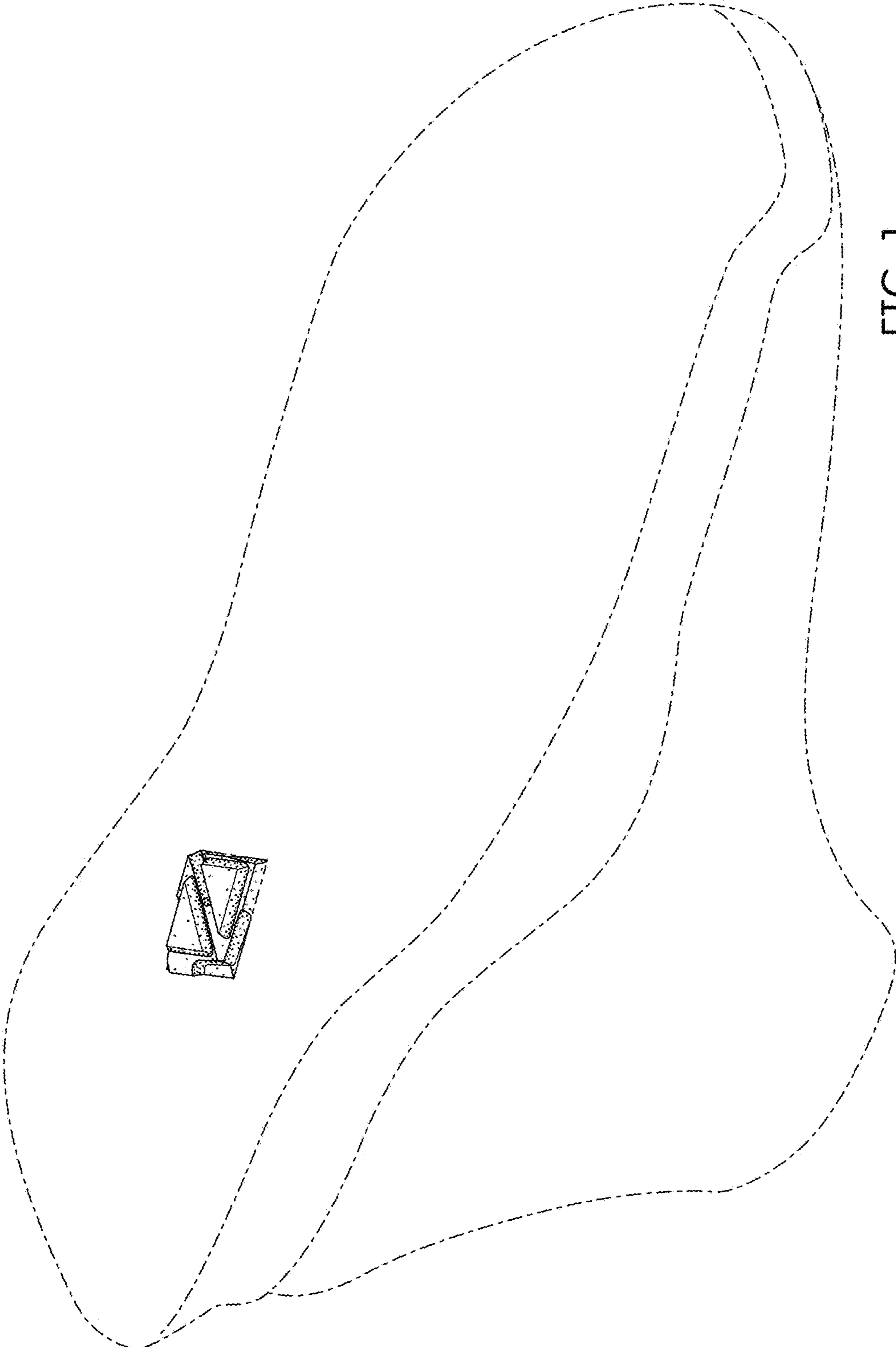


FIG. 1

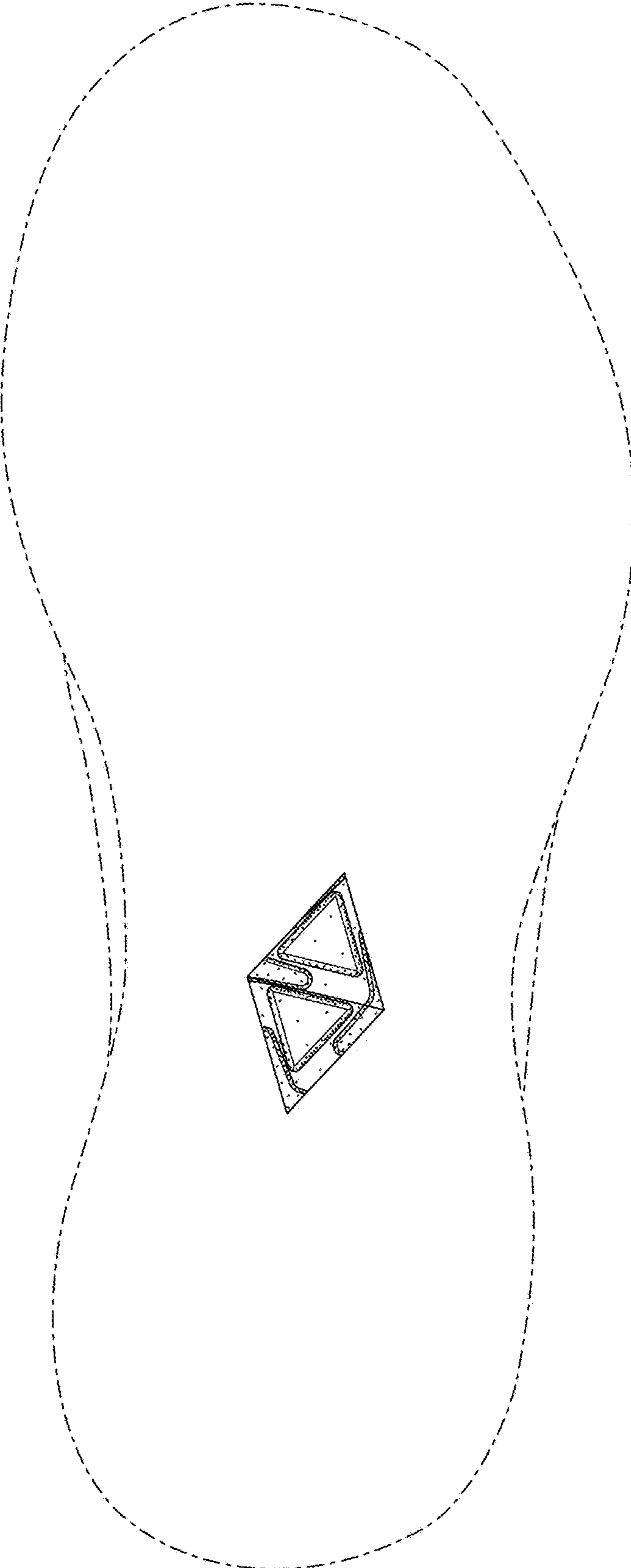


FIG. 2

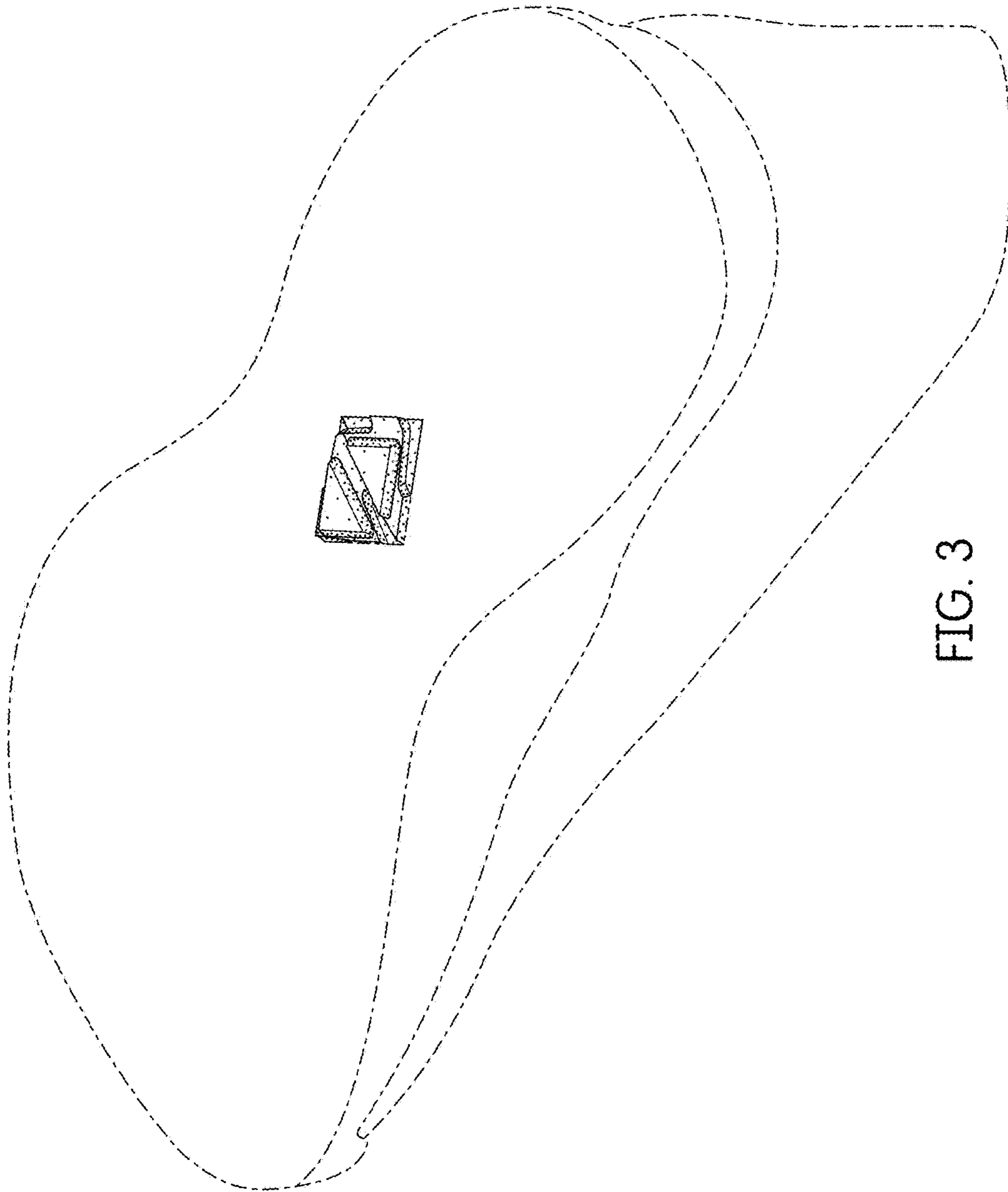


FIG. 3

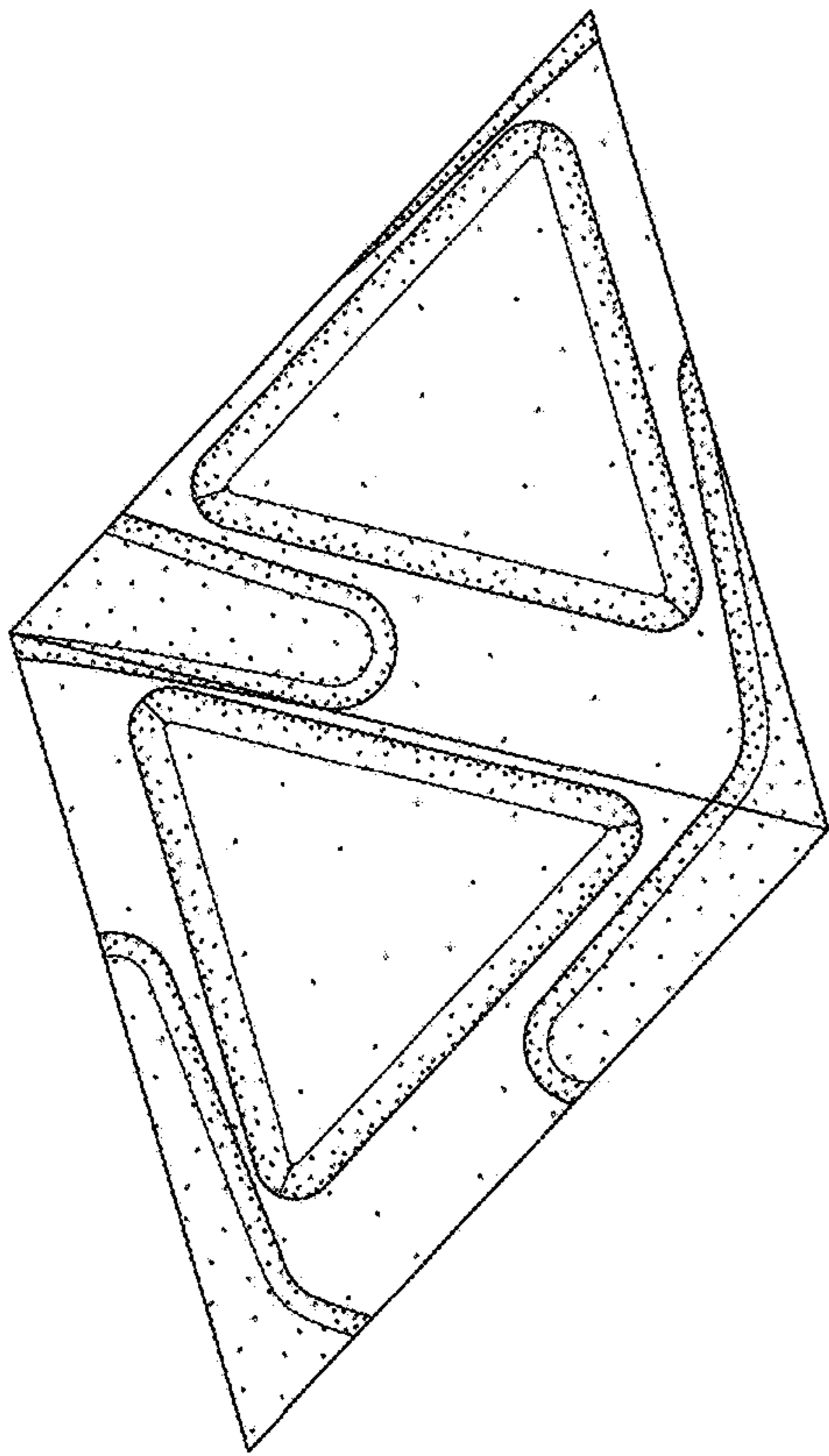


FIG. 5

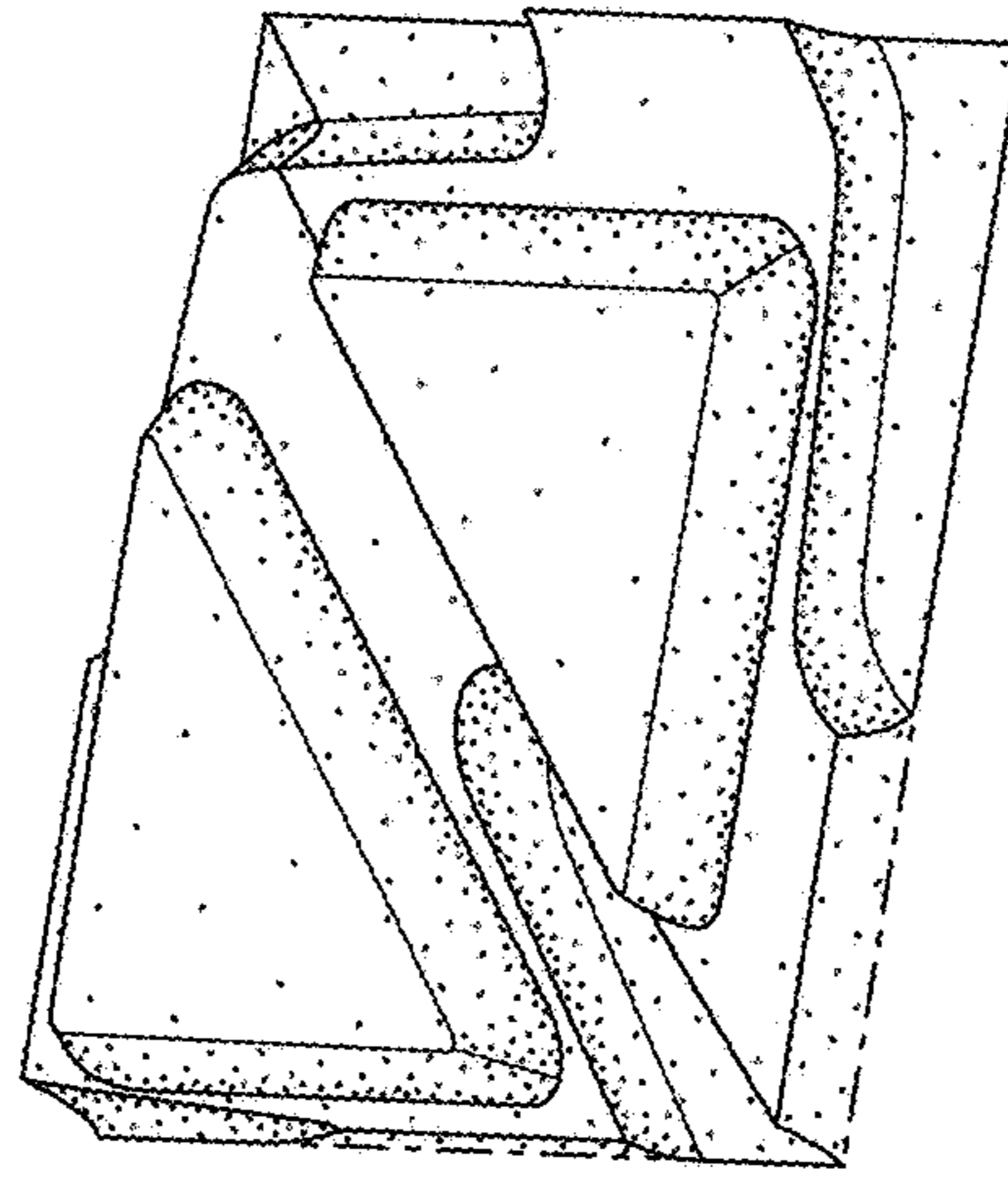


FIG. 6

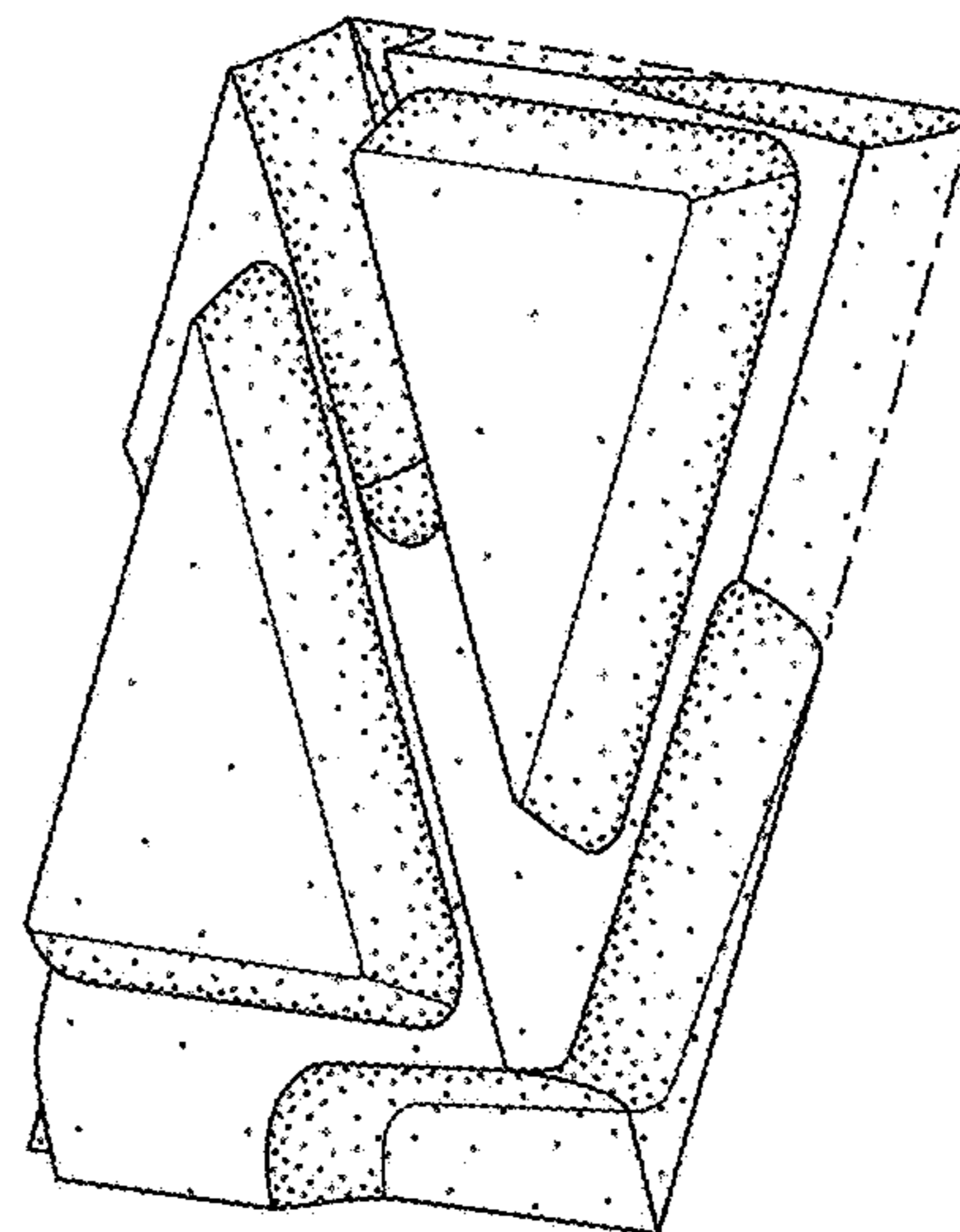


FIG. 4