



US00D778560S

(12) **United States Design Patent**  
**O'Connor**

(10) **Patent No.:** **US D778,560 S**

(45) **Date of Patent:** **\*\* Feb. 14, 2017**

- (54) **SHOE OUTSOLE**
- (71) Applicant: **NIKE, Inc.**, Beaverton, OR (US)
- (72) Inventor: **Kelly O'Connor**, Beaverton, OR (US)
- (73) Assignee: **NIKE, Inc.**, Beaverton, OR (US)
- (\*\*) Term: **15 Years**
- (21) Appl. No.: **29/536,328**
- (22) Filed: **Aug. 14, 2015**
- (51) **LOC (10) Cl.** ..... **02-04**
- (52) **U.S. Cl.**  
USPC ..... **D2/958**; D2/951; D2/959; D2/960
- (58) **Field of Classification Search**  
USPC ..... D2/902, 906, 908, 916, 918, 925,  
D2/946-962, 977; 36/3 B, 22 R, 24.5,  
D2/25 R, 28, 36/32 R, 34 R, 59 C, 67 A,  
36/103  
CPC ..... A43B 13/00; A43B 13/02; A43B 13/023;  
A43B 13/026; A43B 13/04; A43B 13/08;  
A43B 13/10; A43B 13/12; A43B 13/14;  
A43B 13/141; A43B 13/143; A43B 13/16;  
A43B 13/18; A43B 13/181; A43B 13/187;  
A43B 13/189; A43B 13/20; A43B 13/22;  
A43B 13/223; A43B 13/24; A43B 13/28;  
A43B 13/30; A43B 13/32; A43B 13/34;  
A43B 13/36  
See application file for complete search history.

- D571,089 S \* 6/2008 Centurione ..... D2/956
- D572,885 S \* 7/2008 Jensen ..... D2/953
- D575,946 S \* 9/2008 Mitani ..... D2/946
- D702,429 S \* 4/2014 Earle ..... D2/951
- D704,424 S \* 5/2014 Martin ..... D2/951
- D707,935 S \* 7/2014 Williams, Jr. .... D2/951
- D708,830 S \* 7/2014 Williams, Jr. .... D2/951
- D708,831 S \* 7/2014 Petrie ..... D2/951
- D712,126 S \* 9/2014 Kuerbis
- D713,629 S \* 9/2014 Petrie ..... D2/951
- 8,826,566 B2 \* 9/2014 Crowley, II ..... A43B 1/0009  
36/3 A
- D716,027 S \* 10/2014 Kirschner ..... D2/951
- D723,777 S \* 3/2015 Cin ..... D2/951
- D724,299 S \* 3/2015 Anceresi ..... D2/951

(Continued)

*Primary Examiner* — T. Chase Nelson  
(74) *Attorney, Agent, or Firm* — Banner & Witcoff, Ltd.

(57) **CLAIM**

The ornamental design for a shoe outsole, as shown and described.

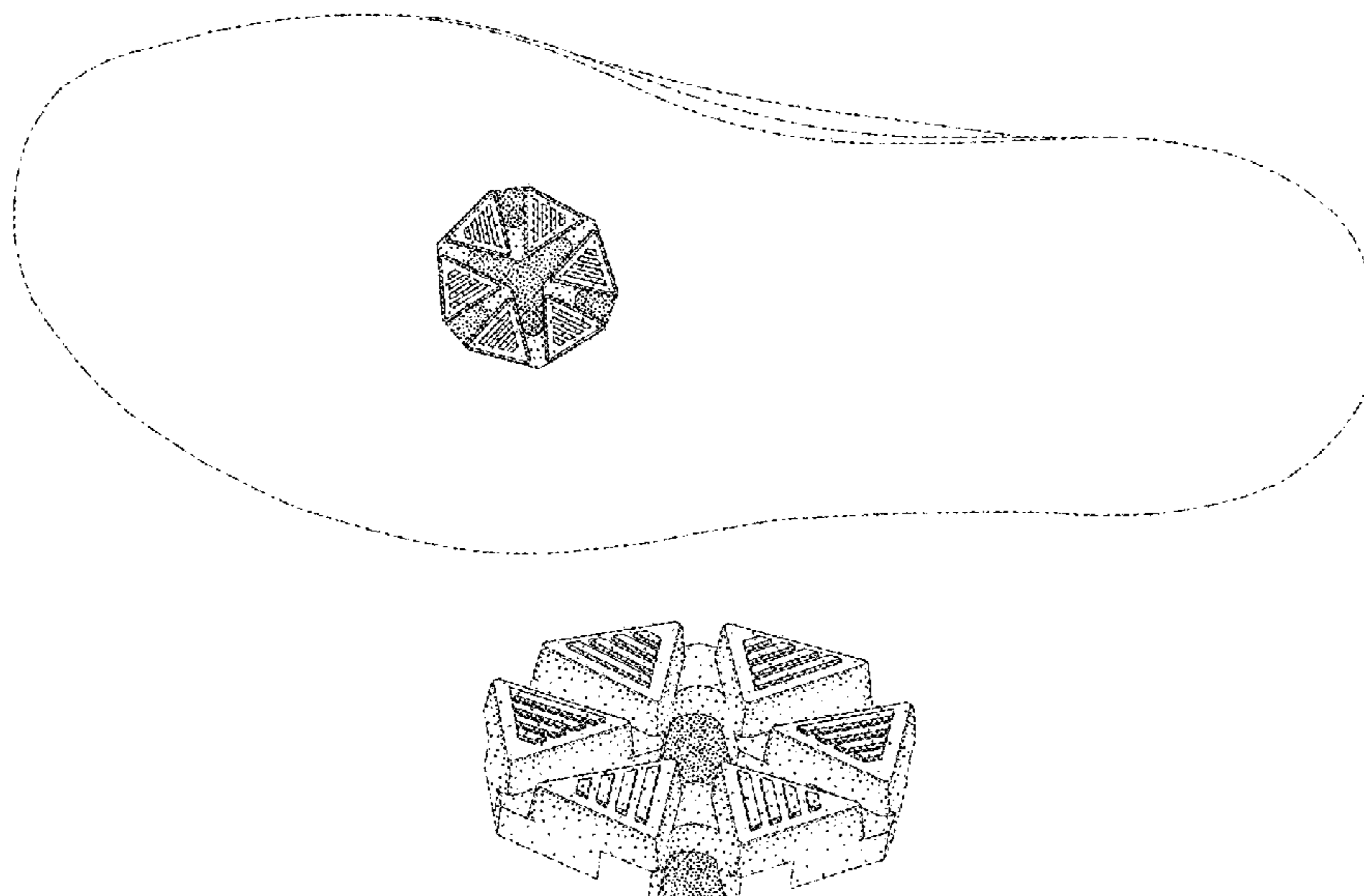
**DESCRIPTION**

FIG. 1 is a front perspective view of a shoe outsole showing my new design;  
 FIG. 2 is a bottom view thereof;  
 FIG. 3 is a rear perspective view thereof;  
 FIG. 4 is an enlarged view of an area containing the claimed region in FIG. 1, shown in isolation;  
 FIG. 5 is an enlarged view of an area containing the claimed region in FIG. 2, shown in isolation; and,  
 FIG. 6 is an enlarged view of an area containing the claimed region in FIG. 3, shown in isolation.  
 The broken lines immediately adjacent to the shaded area represent unclaimed boundaries of the design. The broken lines showing the remainder of the shoe are for environmental purposes only and form no part of the claimed design.

**1 Claim, 4 Drawing Sheets**

(56) **References Cited**  
U.S. PATENT DOCUMENTS

- 4,535,553 A \* 8/1985 Derderian ..... A43B 13/181  
36/28
- D512,821 S \* 12/2005 Lee ..... D2/958
- 7,310,894 B1 \* 12/2007 Schwarzman ..... A43B 13/223  
36/3 A
- D564,191 S \* 3/2008 Jensen ..... D2/953



(56)

**References Cited**

U.S. PATENT DOCUMENTS

D734,602 S \* 7/2015 Blankinship ..... D2/951  
D746,565 S \* 1/2016 Petrie ..... D2/951  
D755,491 S \* 5/2016 Nakano ..... D2/951  
D764,778 S \* 8/2016 de Montgolfier ..... D2/951  
D764,779 S \* 8/2016 de Montgolfier ..... D2/951  
D765,372 S \* 9/2016 Petrie ..... D2/951  
2008/0276490 A1\* 11/2008 Holt ..... A43B 13/20  
36/28  
2011/0247243 A1\* 10/2011 Eder ..... A43B 13/26  
36/67 A  
2015/0128452 A1\* 5/2015 Hull ..... A43B 13/14  
36/103  
2015/0223560 A1\* 8/2015 Wawrousek ..... A43B 13/00  
36/25 R

\* cited by examiner

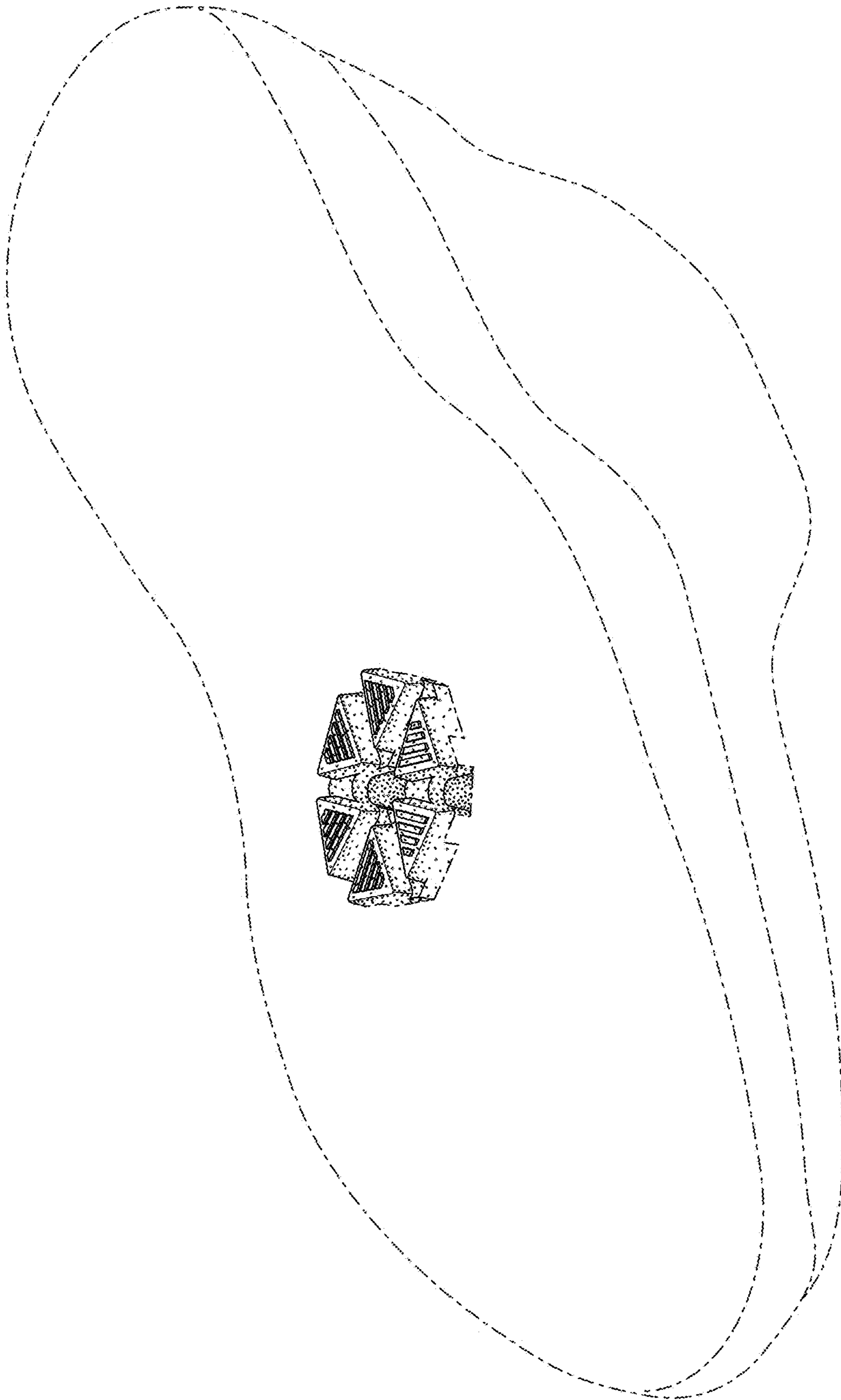


FIG. 1

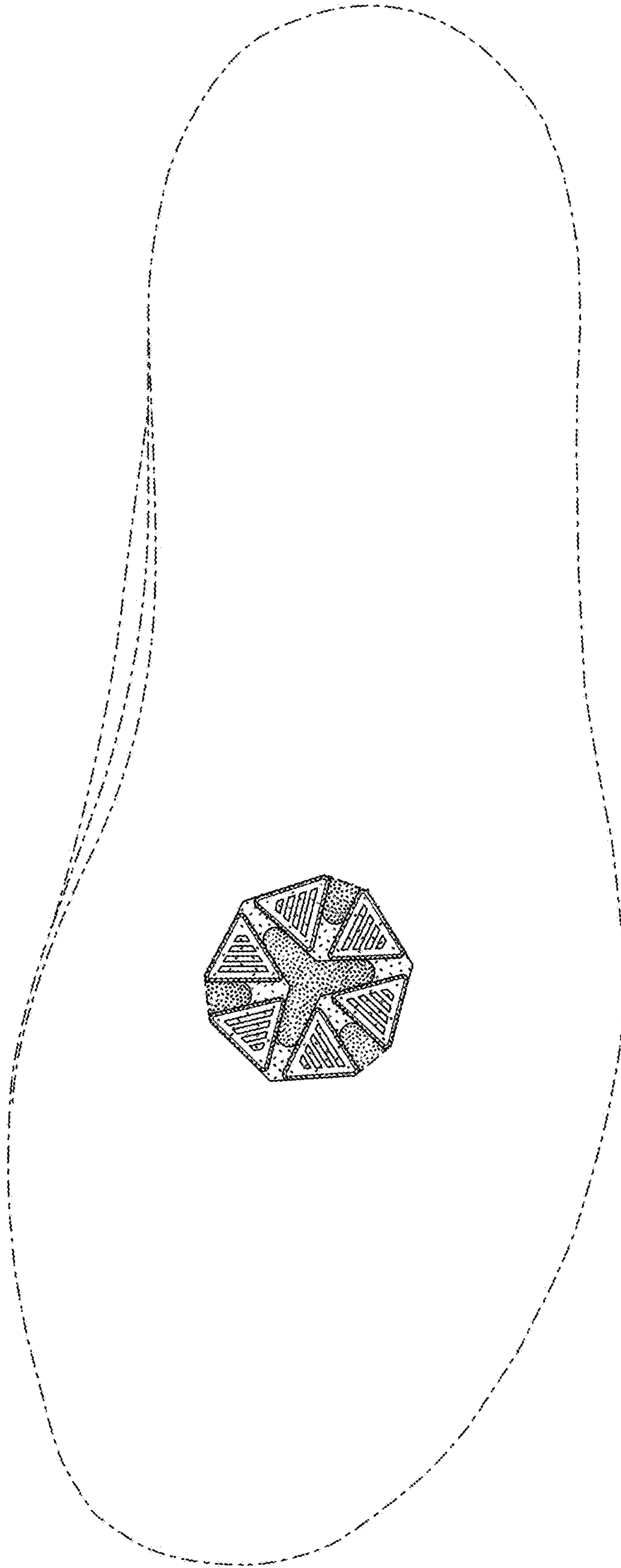


FIG. 2

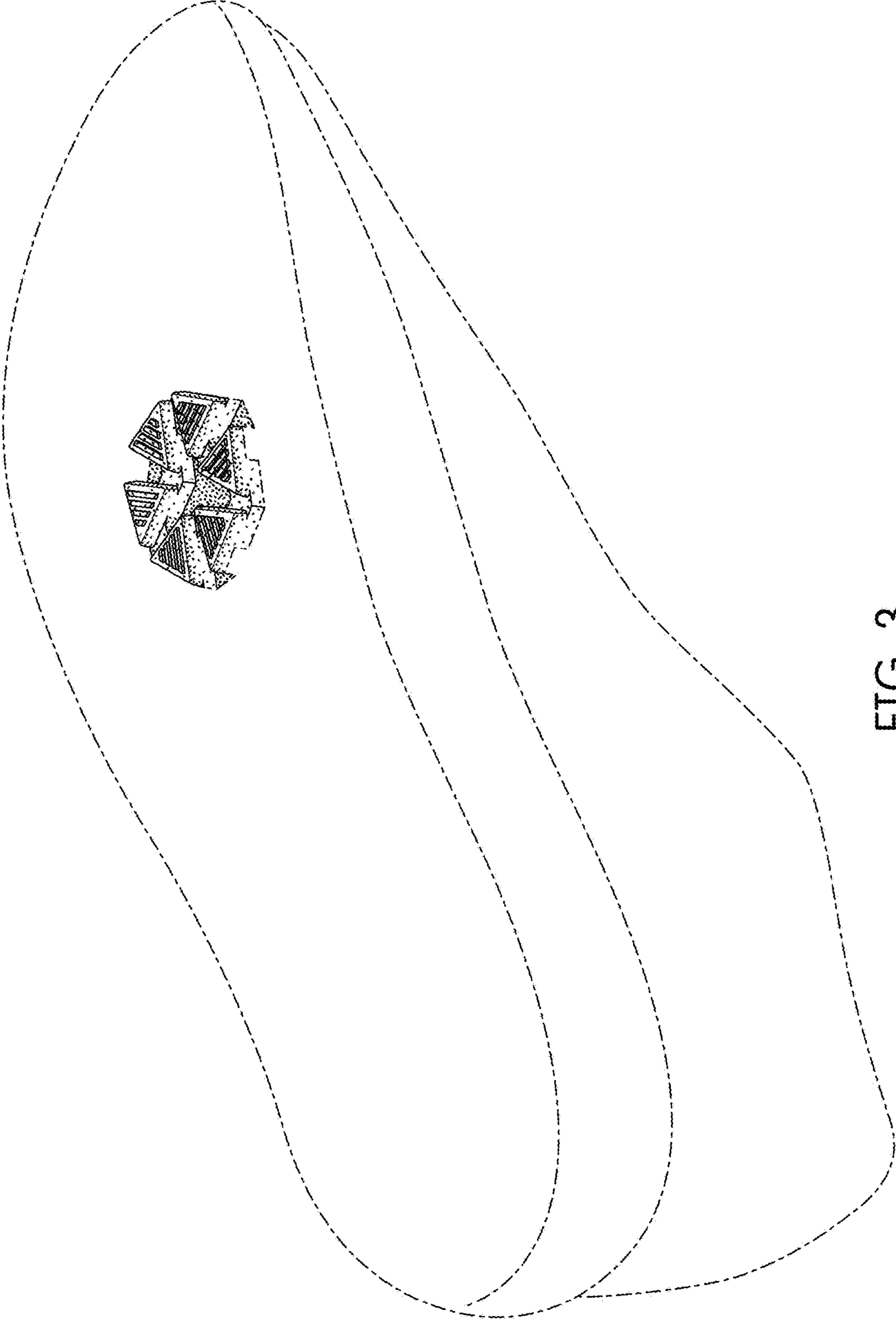


FIG. 3

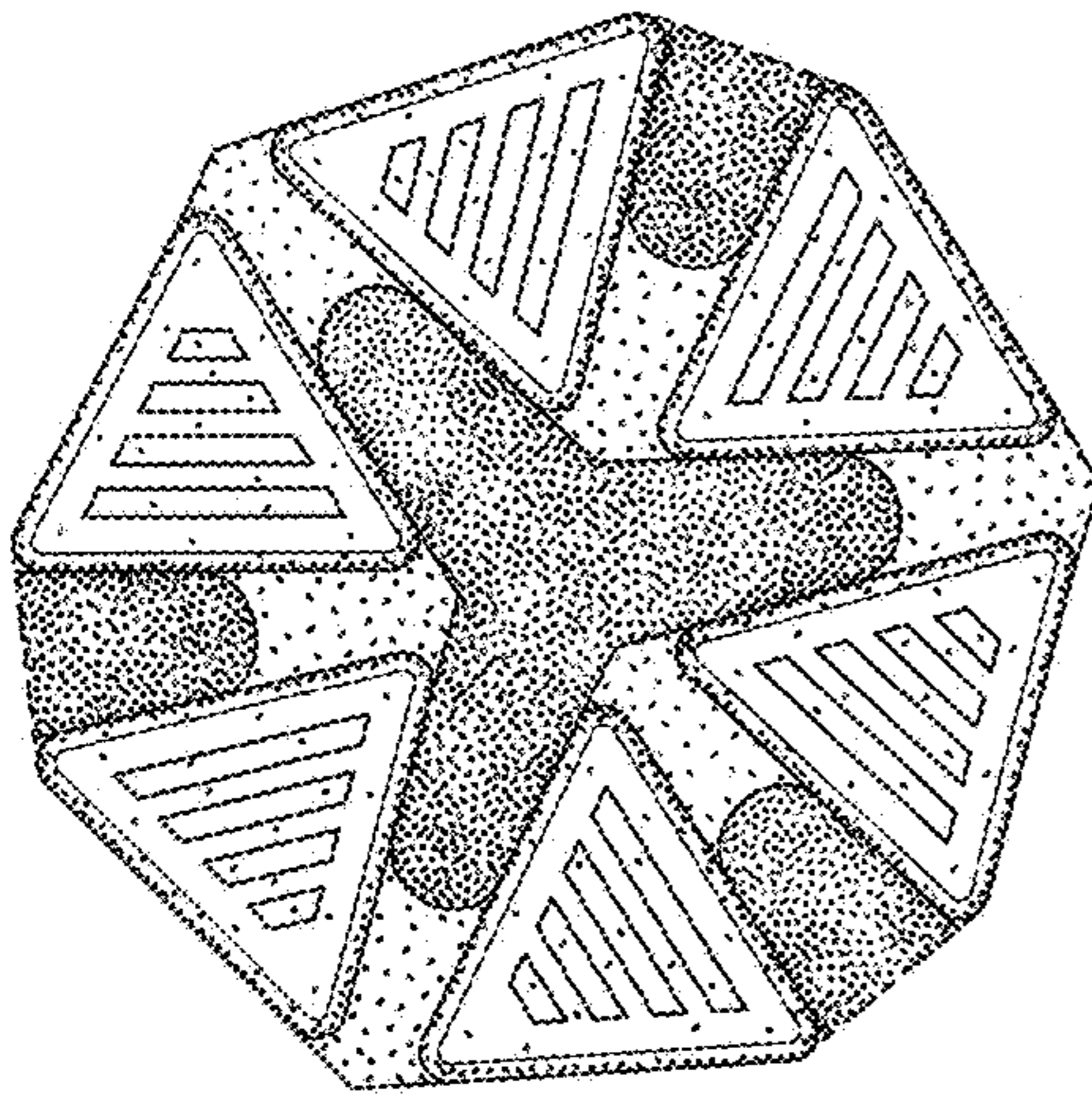


FIG. 5

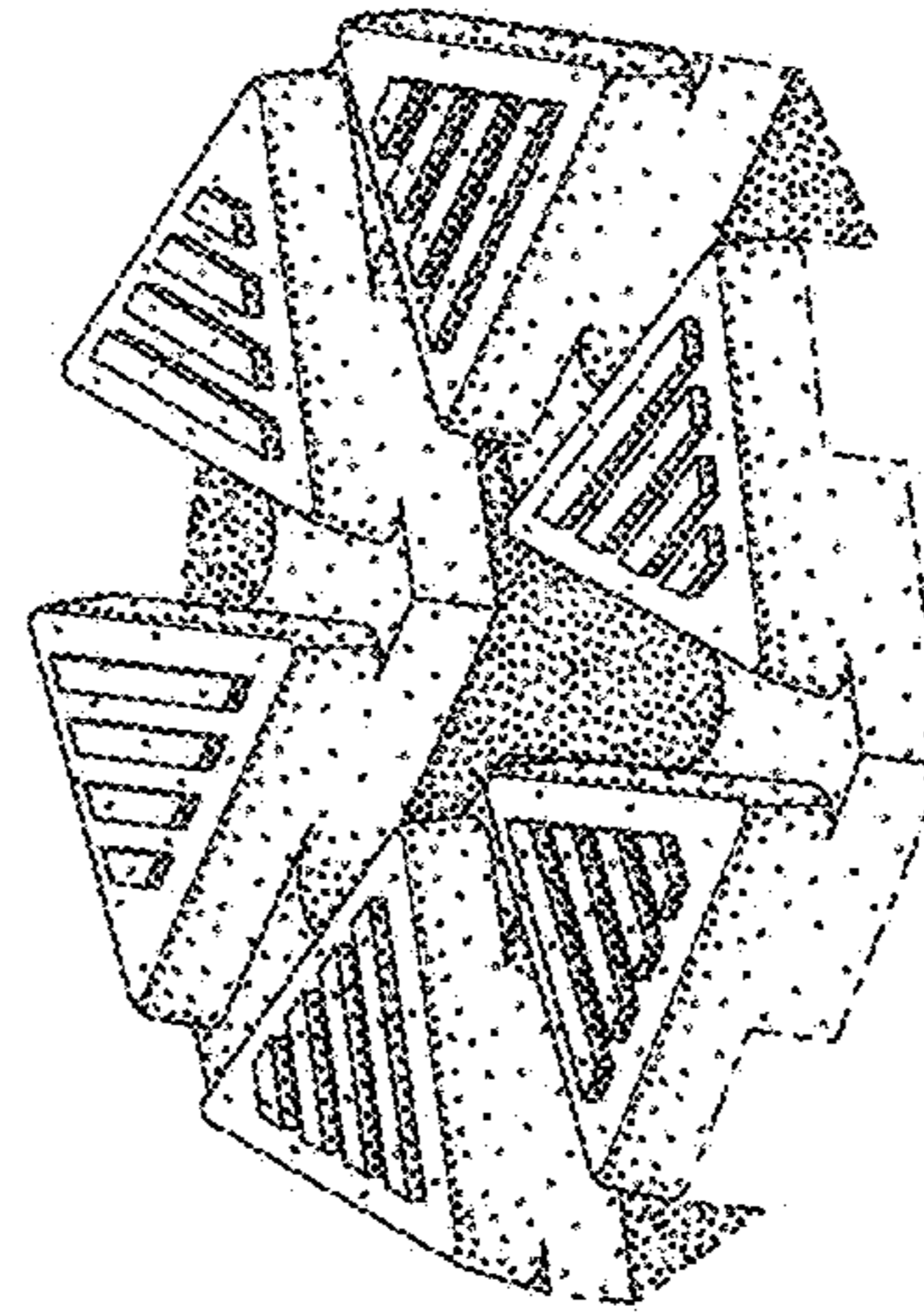


FIG. 6

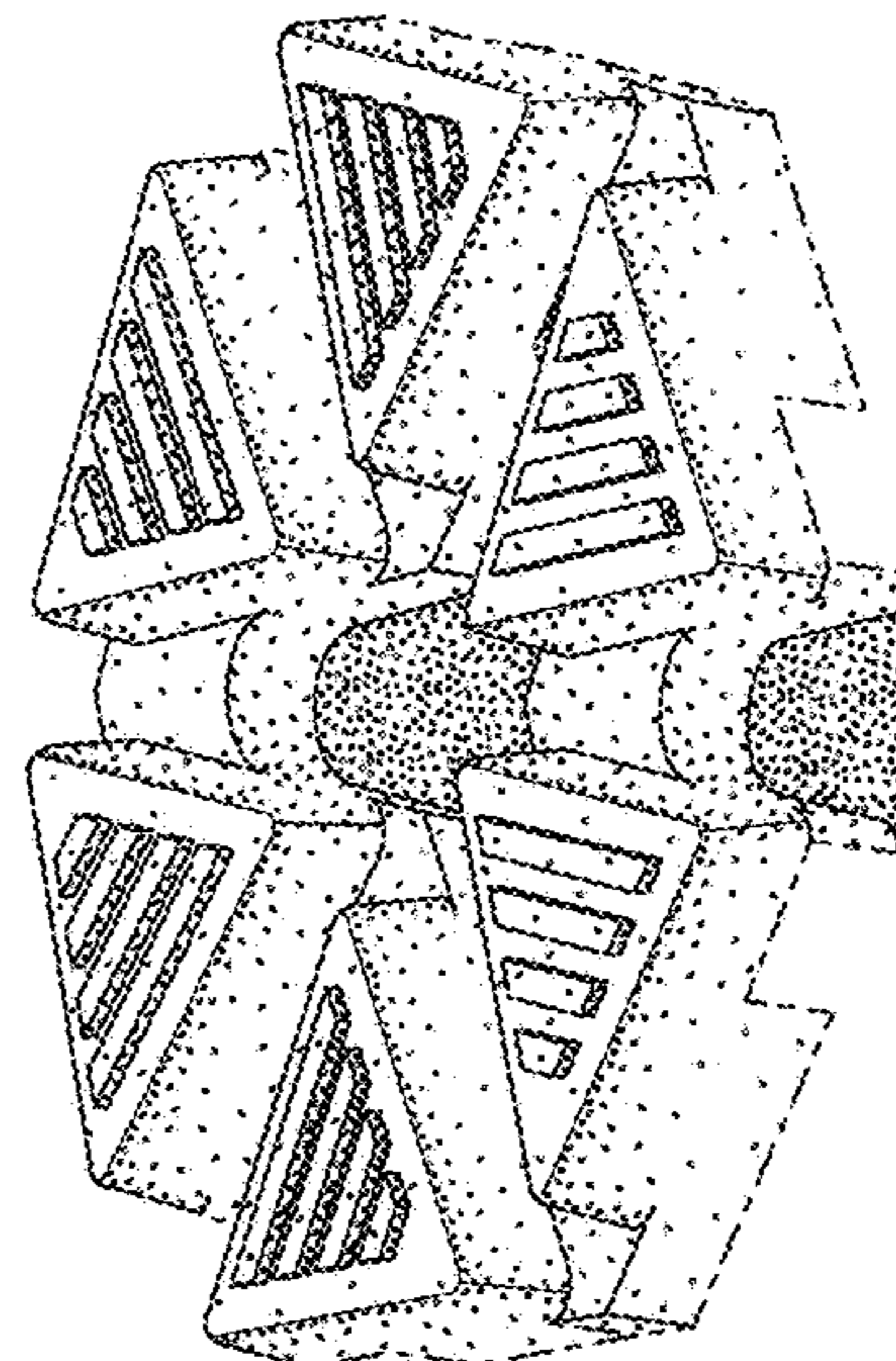


FIG. 4