



US00D778542S

(12) **United States Design Patent**
Christel

(10) **Patent No.:** **US D778,542 S**

(45) **Date of Patent:** **** Feb. 14, 2017**

(54) **WAISTBAND FOR AN ARTICLE OF CLOTHING**

(71) Applicant: **Darrah Christel**, Sumner, WA (US)

(72) Inventor: **Darrah Christel**, Sumner, WA (US)

(**) Term: **14 Years**

(21) Appl. No.: **29/512,439**

(22) Filed: **Dec. 18, 2014**

(51) **LOC (10) Cl.** **02-02**

(52) **U.S. Cl.**
USPC **D2/853**

(58) **Field of Classification Search**

USPC D2/624, 625, 639, 700, 701, 702, 704,
D2/705, 712, 713, 716, 721, 722, 728,
D2/731, 733, 734, 738, 742, 743, 999,
D2/602, 627, 749, 832, 838, 851, 852,
D2/853, 858, 860, 861, 894, 980, 981,
D2/982, 983, 984, 985, 986, 987, 988,
D2/989, 990, 991, 992, 993, 994; 2/244,
268

CPC A41B 9/00; A41B 9/001; A41B 9/002;
A41B 9/004; A41B 9/005; A41B
9/02; A41B 9/04; A41B 9/08; A41B 9/14;
A41B 13/00; A41B 11/00; A41B 11/001;
A41B 11/003; A41B 11/005; A41B
11/008; A41B 11/12; A41B
11/121; A41B 11/123; A41B 11/125;
A41B 11/126; A41B 11/128; A41B
11/14; A41B 11/143; A41B
11/146; A41D 13/04; A41D 7/00; A41D
27/10; A41C 1/00; A41C 1/003; A41C
1/02

See application file for complete search history.

(56) **References Cited**

U.S. PATENT DOCUMENTS

888,232 A * 5/1908 Galland A41B 9/04
2/408
1,104,584 A * 7/1914 Viokers A41B 9/04
2/408

1,277,839 A * 9/1918 Birkenfeld A41B 9/04
2/408
1,281,058 A * 10/1918 Neilson A41B 9/08
2/407
1,353,750 A * 9/1920 Heitler A41B 9/04
2/406
1,426,973 A * 8/1922 Fine A41D 1/06
2/221
1,544,312 A * 6/1925 Gray A41B 13/045
156/163
1,675,234 A * 6/1928 Tarlton A41F 3/00
2/230
1,687,816 A * 10/1928 Wilson A41F 11/02
24/309
D101,171 S * 9/1936 Lee D2/716
2,125,495 A * 8/1938 French A41B 13/045
156/163
2,242,561 A * 5/1941 Walz A41F 11/14
2/300

(Continued)

Primary Examiner — Karen E. Eldridge Powers

Assistant Examiner — Jasmine Mlinarcik

(74) *Attorney, Agent, or Firm* — K & L Gates LLP

(57) **CLAIM**

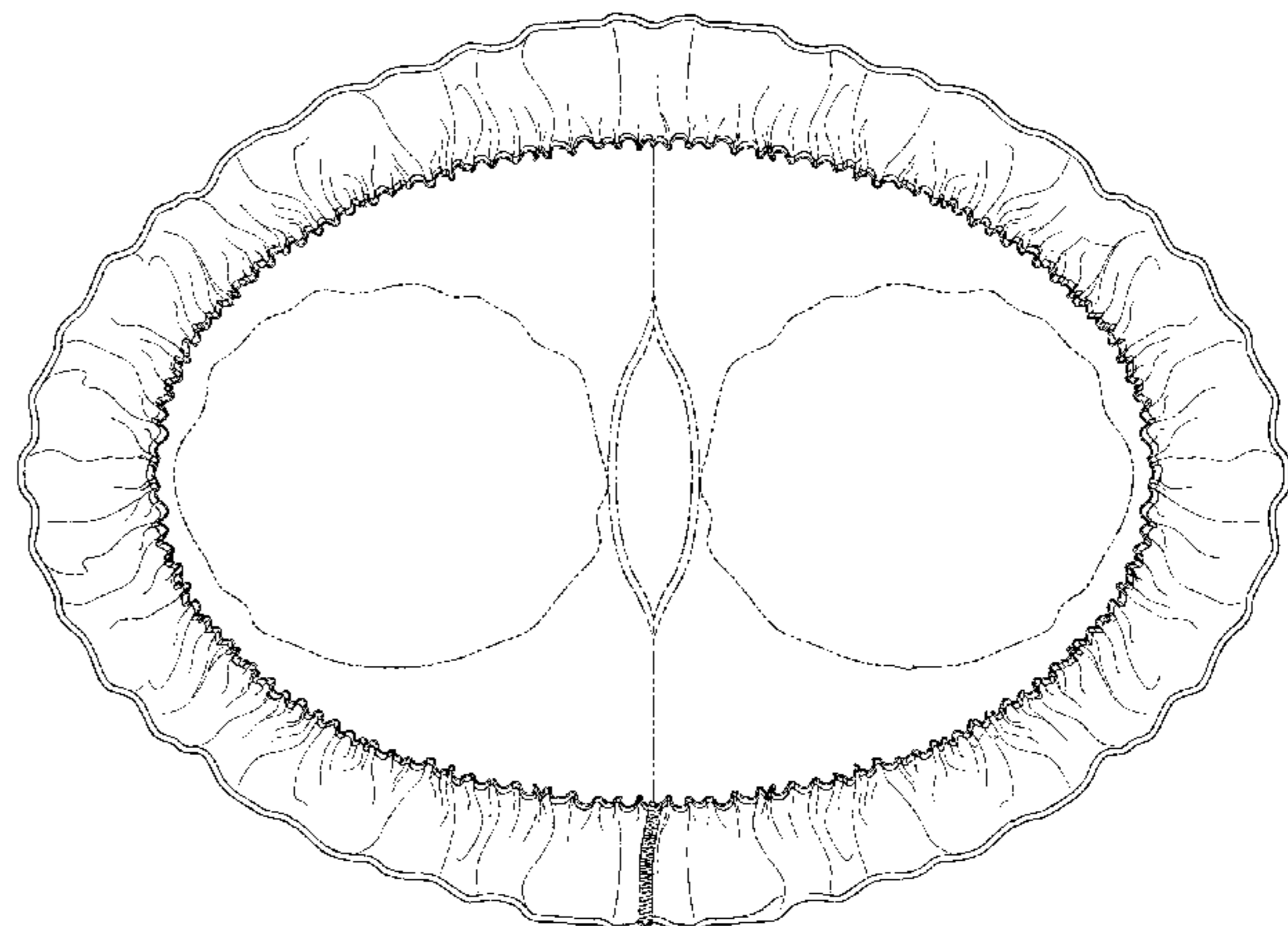
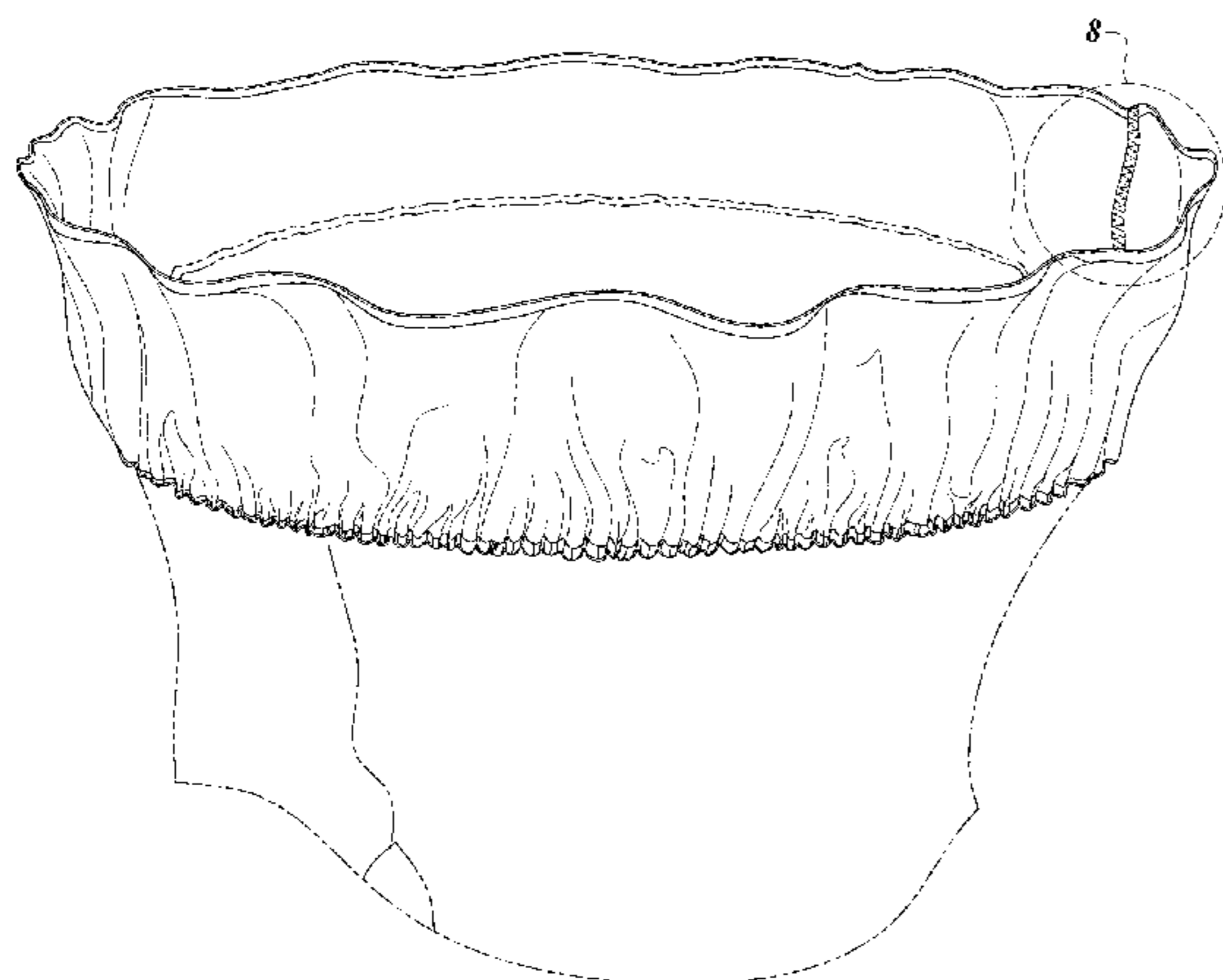
The ornamental design for a waistband for an article of clothing, as shown and described.

DESCRIPTION

FIG. 1 is a perspective view of a waistband for an article of clothing showing my new design; FIG. 2 is a front elevation view thereof; FIG. 3 is a rear elevation view thereof; FIG. 4 is a left side elevation view thereof; FIG. 5 is a right side elevation view thereof; FIG. 6 is a top plan view thereof; and FIG. 7 is a bottom plan view thereof; and, FIG. 8 is an enlarged view of the area in FIG. 1 indicated by a circle of broken lines that form no part of the claim and denoted with the number "8."

The broken lines shown in the drawings represent environmental structure that form no part of the claimed design.

1 Claim, 8 Drawing Sheets



(56)

References Cited

U.S. PATENT DOCUMENTS

2,443,951	A *	6/1948	Fenton	A41F 9/02
				2/237
D152,501	S *	1/1949	Sebastian	D2/716
D157,646	S *	3/1950	Vaden	D2/712
2,521,020	A *	9/1950	Prescott	A41D 11/00
				2/70
D170,485	S *	9/1953	Prescott	D2/994
D315,050	S *	3/1991	Bush	D2/712
D427,748	S *	7/2000	Shackelford	D2/624
D437,678	S *	2/2001	Hong	D2/994
D558,932	S *	1/2008	Farrar	D30/152
D600,889	S *	9/2009	Schlueter Langdon	D2/851
D659,990	S *	5/2012	Miyasaka	D2/992
8,661,568	B1 *	3/2014	O'Brien	A41B 11/14
				2/239
D706,021	S *	6/2014	Olmo	D2/860
D712,632	S *	9/2014	Groh	D2/851
9,044,357	B2 *	6/2015	Ichikawa	A61F 13/49011
D750,526	S *	3/2016	Komar	D11/19
2013/0239296	A1 *	9/2013	Cole	A41B 11/001
				2/244
2016/0000161	A1 *	1/2016	Kraus	A41D 27/08
				2/239

* cited by examiner

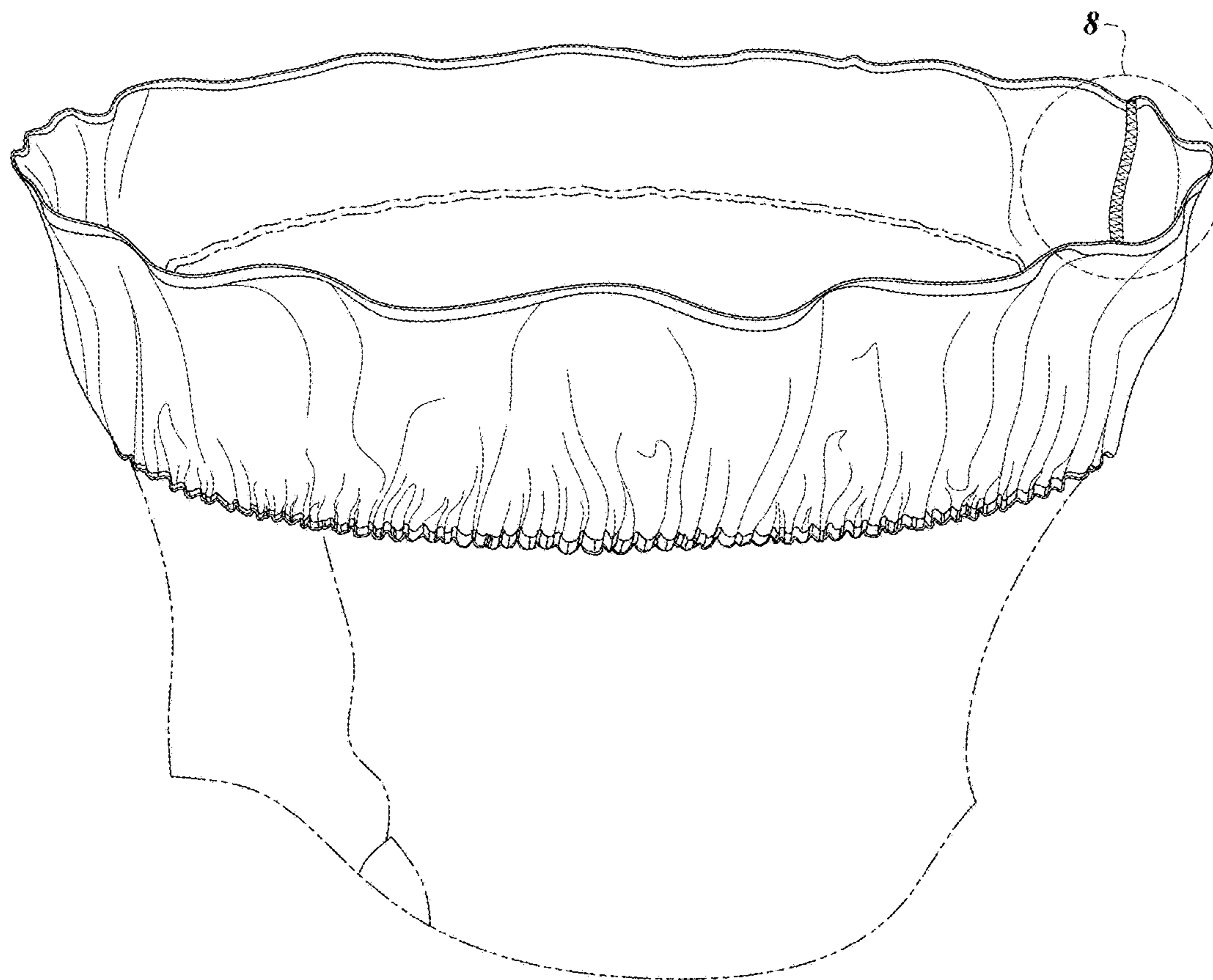


FIG. 1

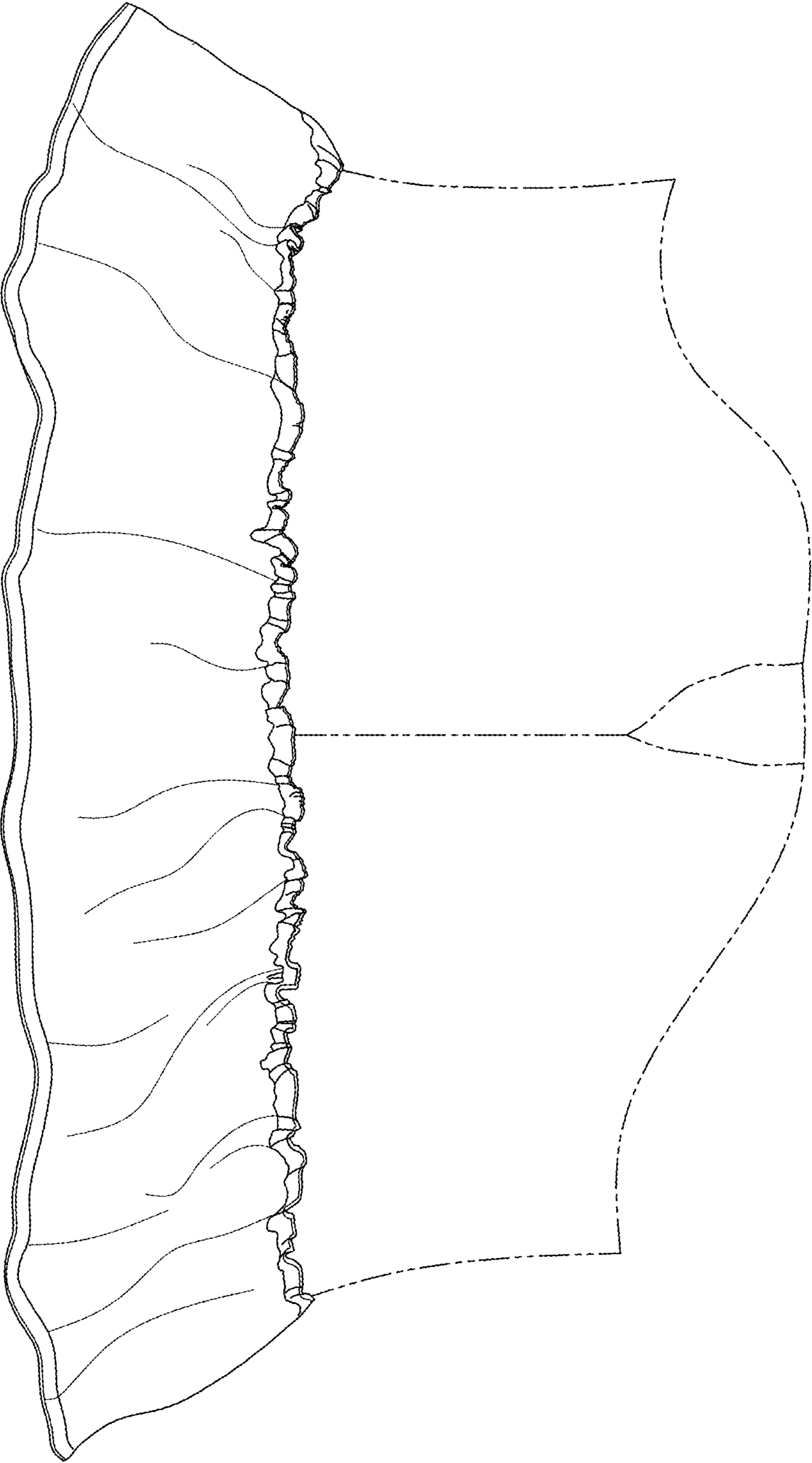


FIG. 2

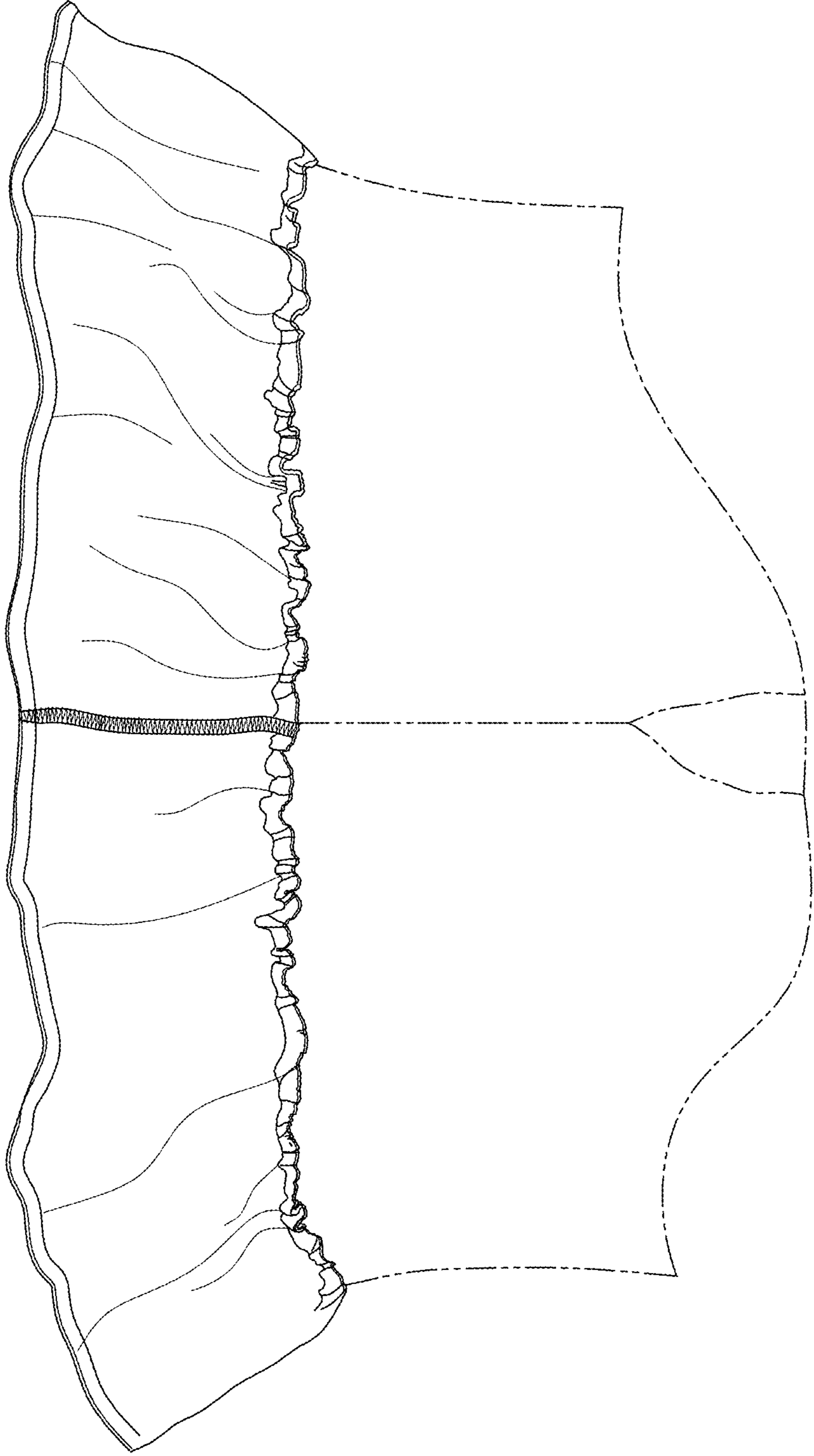


FIG. 3

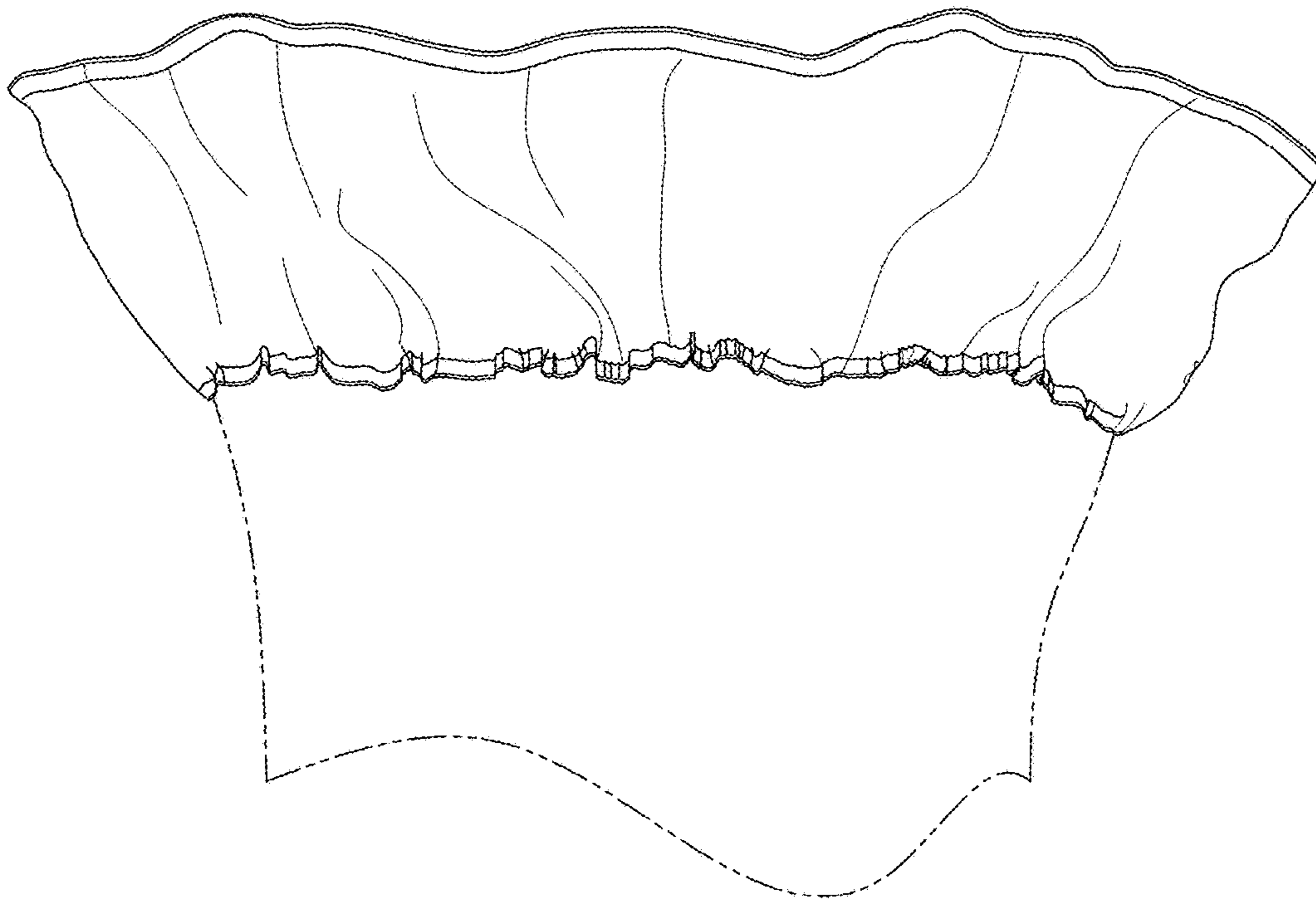


FIG. 4

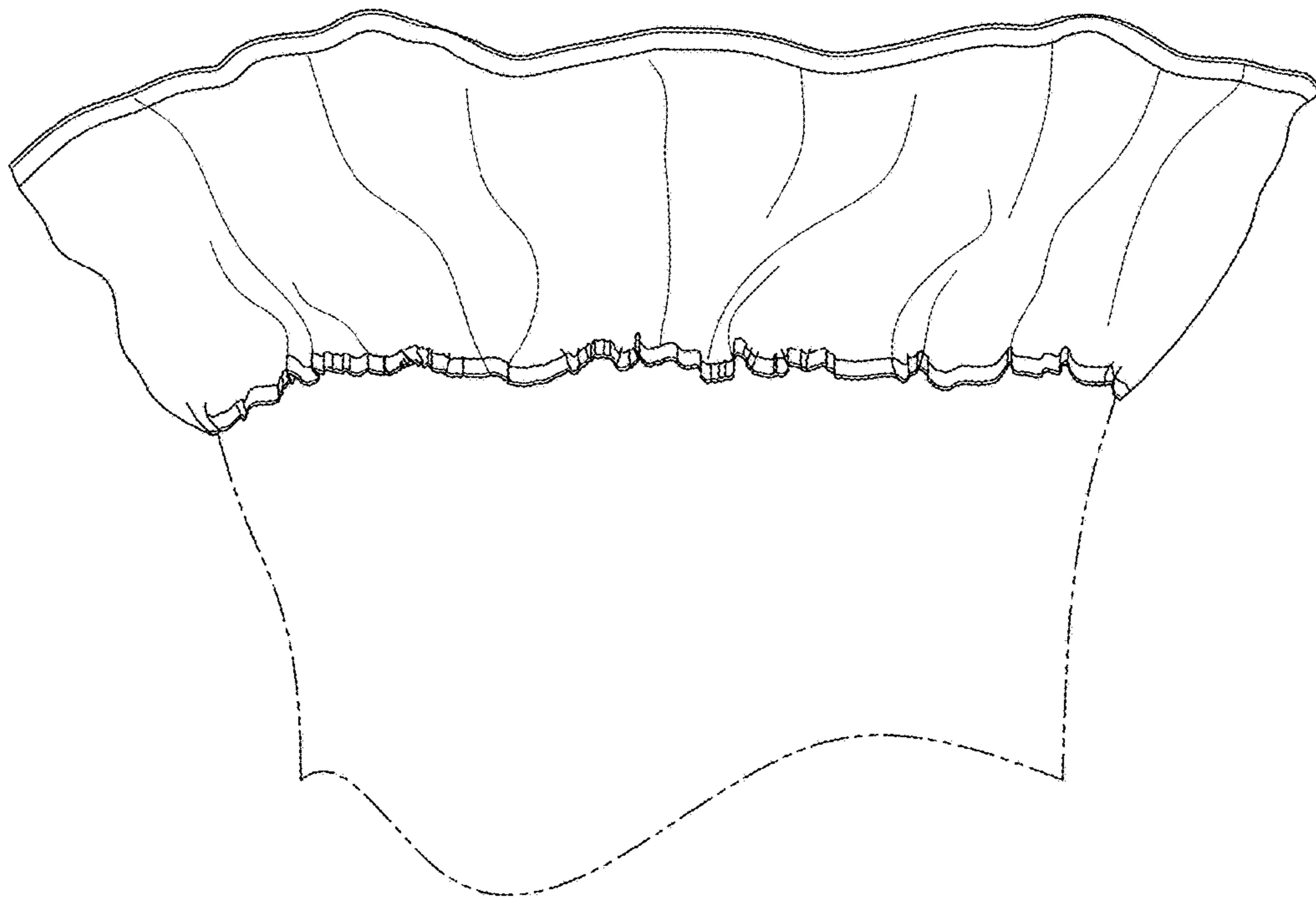


FIG. 5

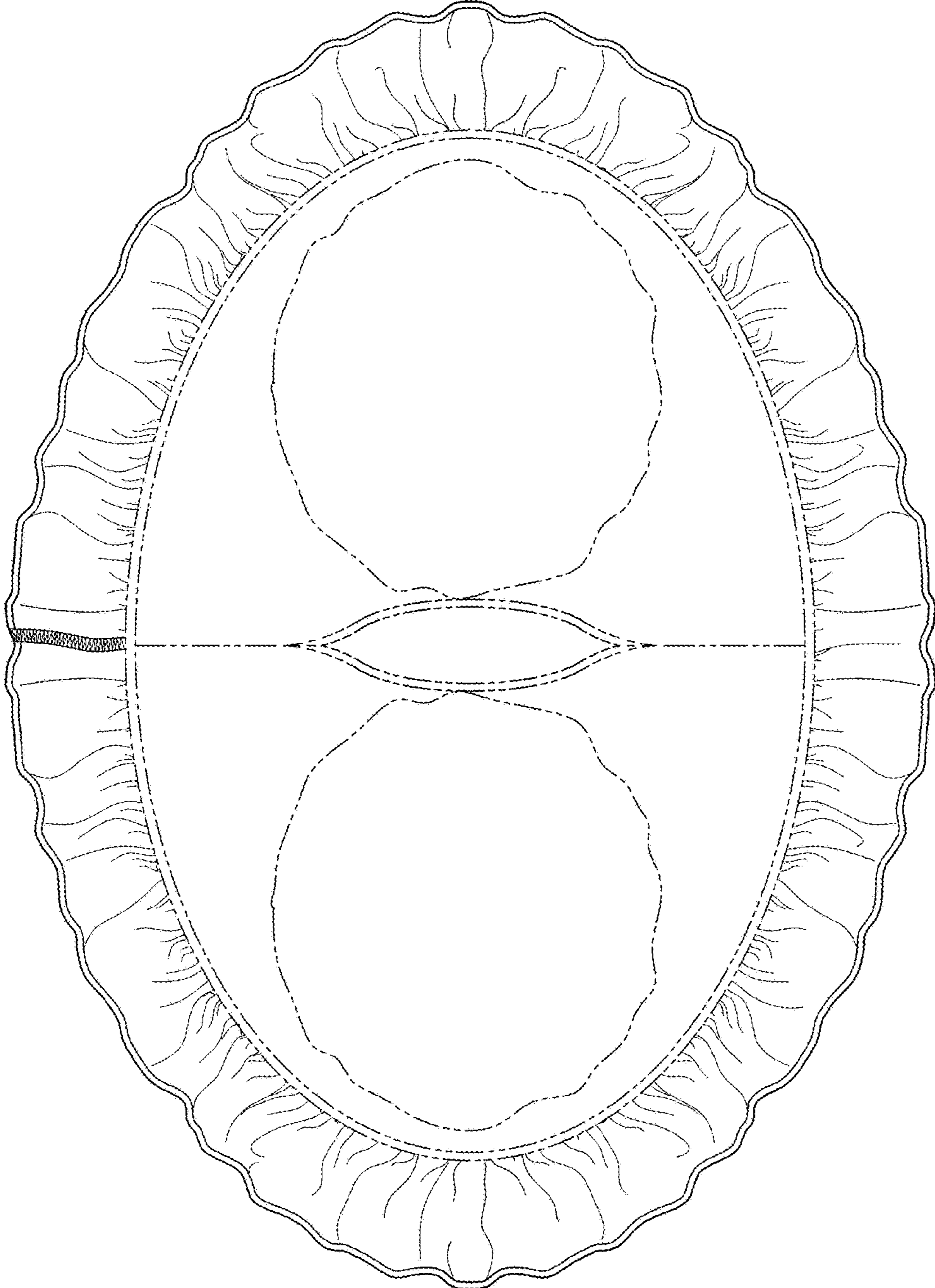


FIG. 6

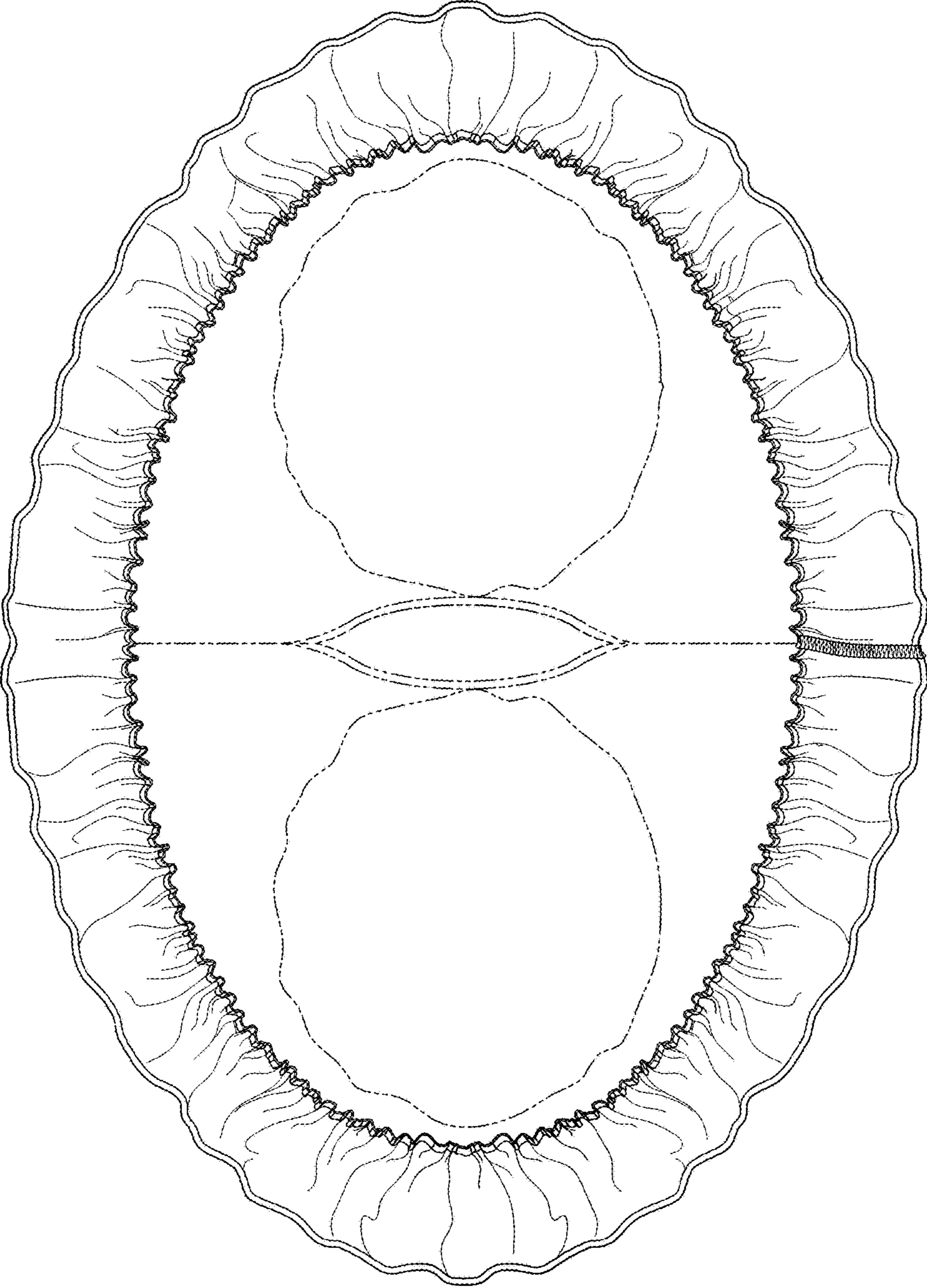


FIG. 7

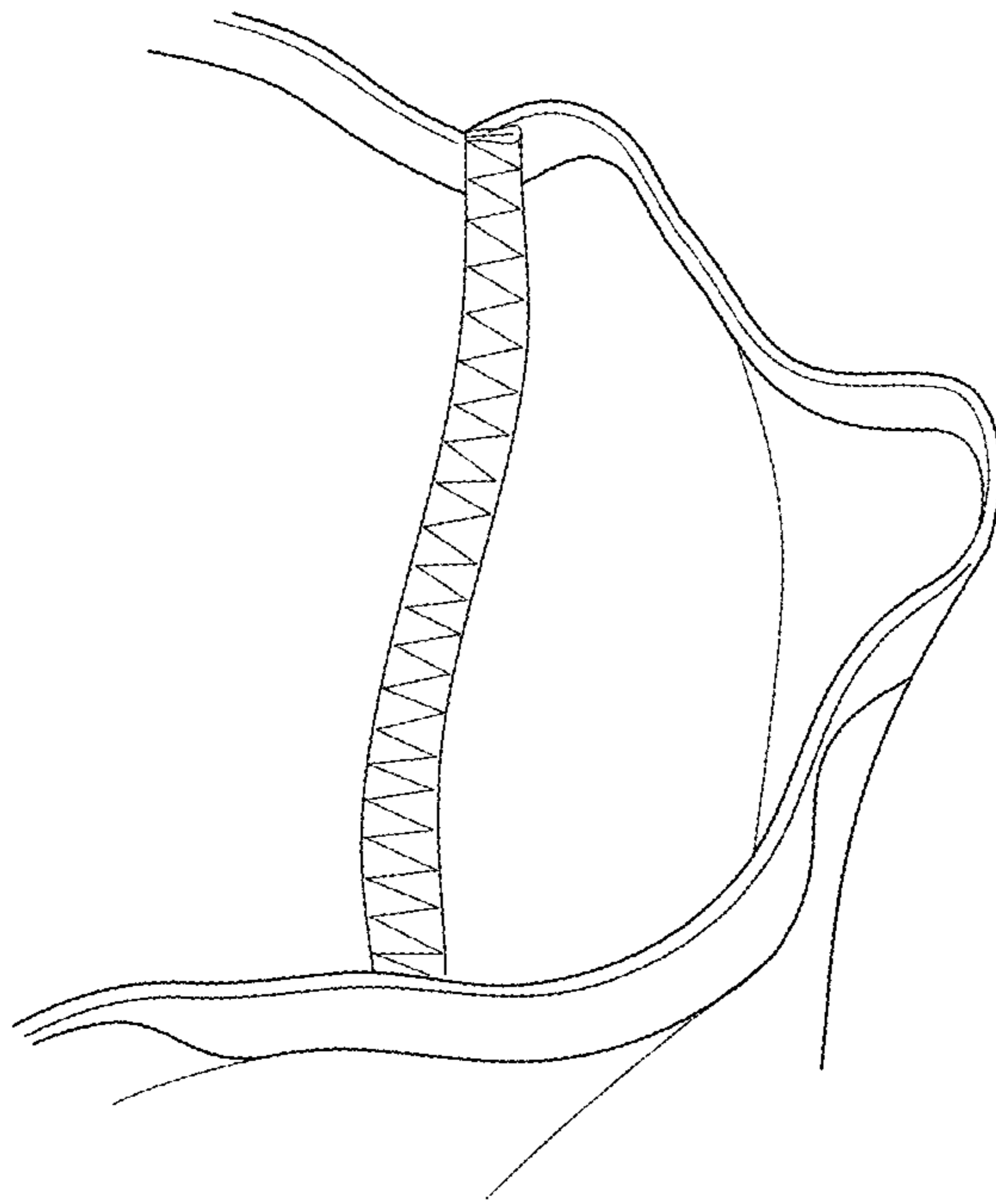


FIG. 8