



US00D778529S

(12) **United States Design Patent**  
**Puett, III**

(10) **Patent No.:** **US D778,529 S**

(45) **Date of Patent:** **\*\* Feb. 14, 2017**

(54) **SCARF**

(71) Applicant: **ULTRA SPORT PRODUCTS, LLC**,  
Redlands, CA (US)

(72) Inventor: **Ralph Thomas Puett, III**, Highland,  
CA (US)

(73) Assignee: **ULTRA SPORT PRODUCTS, LLC**,  
Redlands, CA (US)

(\*\*) Term: **15 Years**

(21) Appl. No.: **29/537,046**

(22) Filed: **Aug. 21, 2015**

(51) **LOC (10) Cl.** ..... **02-05**

(52) **U.S. Cl.**  
USPC ..... **D2/508**

(58) **Field of Classification Search**  
USPC ..... D2/500, 501, 502, 503, 504, 505, 506,  
D2/507, 508, 600, 601, 602, 604, 605,  
D2/607, 608, 609  
CPC ..... A41D 23/00; A41D 2023/002; A41D  
2023/004; A41D 2023/006; A41D  
2023/008; A41D 25/00; A41D 25/001;  
A41D 25/005; A41D 25/02; A41D 25/16  
See application file for complete search history.

(56) **References Cited**

**U.S. PATENT DOCUMENTS**

- 4,037,340 A \* 7/1977 Owensmith ..... G09F 17/00  
40/586
- D279,727 S \* 7/1985 Mitchell ..... 446/27
- D287,541 S \* 1/1987 Mezer ..... D2/508
- D316,477 S \* 4/1991 Johnson ..... D2/608
- D316,629 S \* 5/1991 Johnson ..... D2/608

- D349,597 S \* 8/1994 Bethel ..... D2/608
- D363,591 S \* 10/1995 Kaul ..... D11/5
- D364,722 S \* 12/1995 Kallonakis ..... D2/502
- D397,538 S \* 9/1998 Hannah ..... D2/508
- D469,594 S \* 2/2003 Raniere ..... D2/502
- D511,408 S \* 11/2005 Heath ..... D2/608
- 7,774,862 B2 \* 8/2010 Bjelland ..... A41D 23/00  
2/207
- 2005/0039242 A1 \* 2/2005 Edmondson ..... A41D 23/00  
2/207
- 2013/0227761 A1 \* 9/2013 Hoskins ..... A41D 15/005  
2/207

\* cited by examiner

*Primary Examiner* — Karen E. Eldridge Powers  
*Assistant Examiner* — Jasmine Mlinarcik

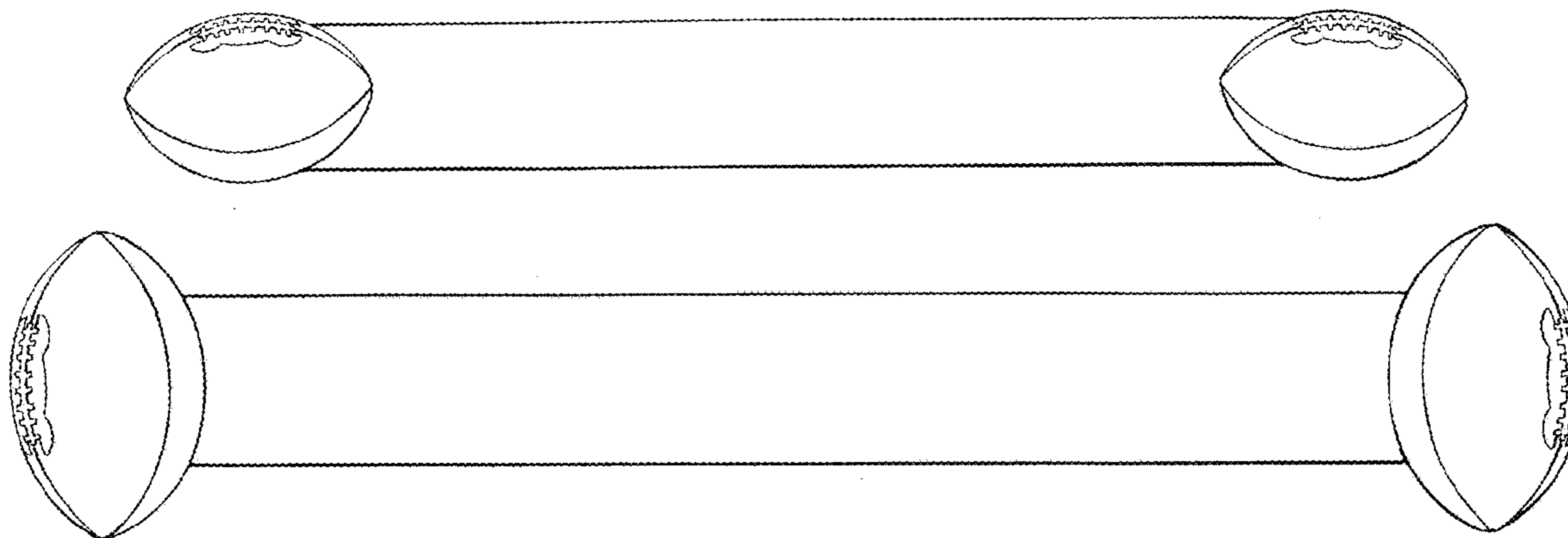
(57) **CLAIM**

I claim the ornamental design for a scarf, as shown and described.

**DESCRIPTION**

FIG. 1 is a front elevation view of the scarf;  
FIG. 2 is a left side elevation view of the scarf of FIG. 1;  
FIG. 3 is a right side elevation view of the scarf of FIG. 1;  
FIG. 4 is a back elevation view of the scarf of FIG. 1;  
FIG. 5 is a top plan view of the scarf of FIG. 1;  
FIG. 6 is a bottom plan view of the scarf of FIG. 1;  
FIG. 7 is a front elevation view of an alternative embodiment of the scarf;  
FIG. 8 is a left side elevation view of the scarf of FIG. 7;  
FIG. 9 is a right side elevation view of the scarf of FIG. 7;  
FIG. 10 is a back elevation view of the scarf of FIG. 7;  
FIG. 11 is a top plan view of the scarf of FIG. 7; and,  
FIG. 12 is a bottom plan view of the scarf of FIG. 7.

**1 Claim, 3 Drawing Sheets**






FIG. 1

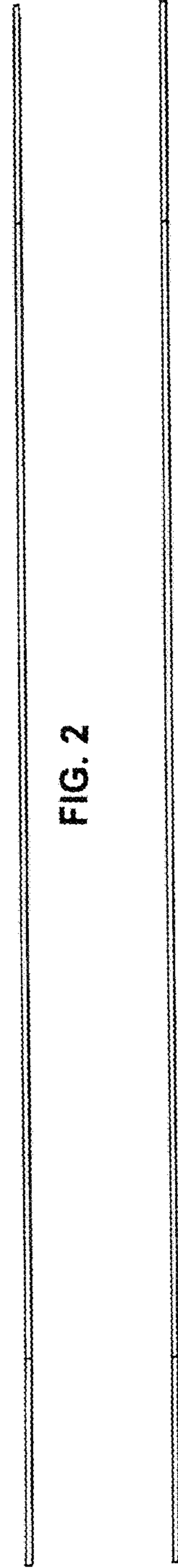


FIG. 2

FIG. 3




FIG. 4

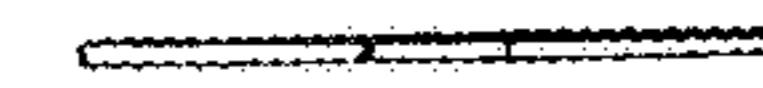


FIG. 5

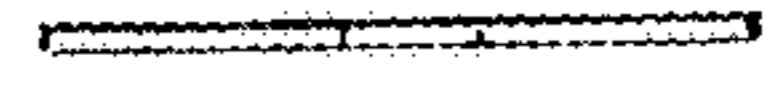


FIG. 6

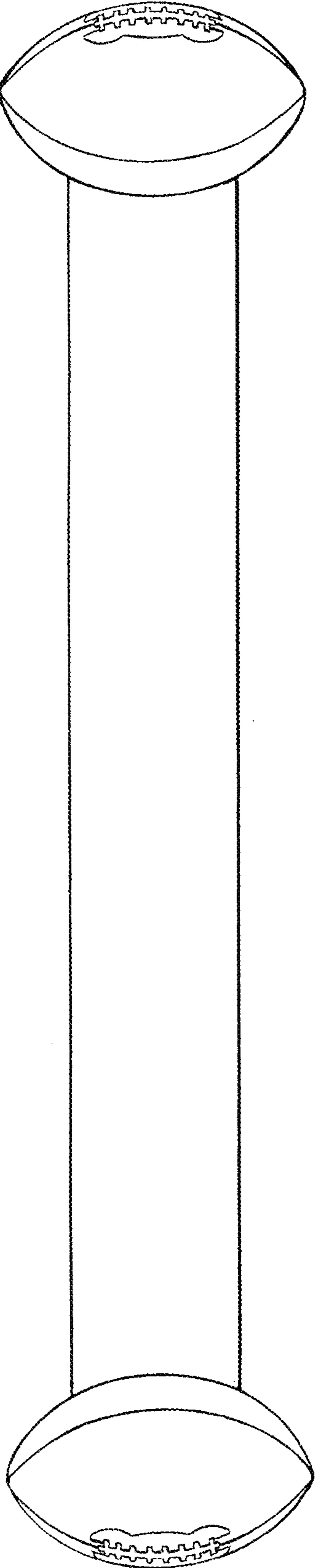


FIG. 7



FIG. 8



FIG. 9

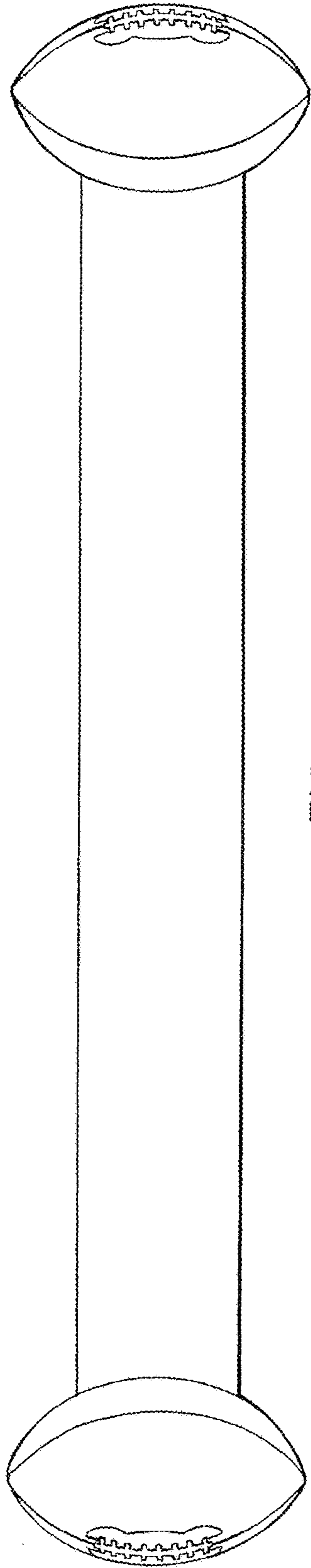


FIG. 10




FIG. 11




FIG. 12