



US00D778498S

(12) **United States Design Patent** (10) **Patent No.:** **US D778,498 S**
Petratou et al. (45) **Date of Patent:** **** Feb. 7, 2017**

(54) **RAZOR CARTRIDGE SHAVING AID ASSEMBLY**

(71) Applicant: **Societe BIC**, Clichy (FR)

(72) Inventors: **Maria Petratou**, Marousi (GR);
Giorgos Georgakis, Melisia (GR);
Ioannis Bozikis, Koukaki (GR)

(73) Assignee: **Societe BIC**, Clichy (FR)

(**) Term: **14 Years**

(21) Appl. No.: **29/521,719**

(22) Filed: **Mar. 26, 2015**

(51) **LOC (10) Cl.** **28-03**

(52) **U.S. Cl.**
USPC **D28/47**

(58) **Field of Classification Search**
USPC D28/46-48
CPC B62B 21/00-21/12; B62B 21/14;
B62B 21/165; B62B 21/18; B62B 21/24;
B62B 21/30; B62B 21/32; B62B 21/40;
B62B 21/4062; B62B 21/4068; B62B
21/4075; B62B 21/52-21/528; B26B
21/16; B26B 21/185; B26B 21/20-21/227;
B26B 21/28; B26B
21/4012-21/4025; B26B
21/4081-21/4093; B26B 21/443

See application file for complete search history.

(56) **References Cited**

U.S. PATENT DOCUMENTS

D547,494 S * 7/2007 Watson D28/47
D556,378 S * 11/2007 Watson D28/47
D563,043 S * 2/2008 Ramm D28/47
7,610,683 B2 * 11/2009 Brown B26B 21/00
30/50
D631,198 S * 1/2011 Adams D28/47

D634,474 S * 3/2011 Wilby D28/47
D638,580 S * 5/2011 Adams D28/46
8,166,658 B2 * 5/2012 Nakasuka B26B 21/44
30/41
D662,661 S * 6/2012 Corbeil D28/47
8,209,869 B2 * 7/2012 Royle B26B 21/4018
30/50
8,327,546 B2 * 12/2012 Tucker B26B 21/225
30/50

(Continued)

Primary Examiner — Jennifer Rivard

(74) *Attorney, Agent, or Firm* — The H.T. Than Law Group

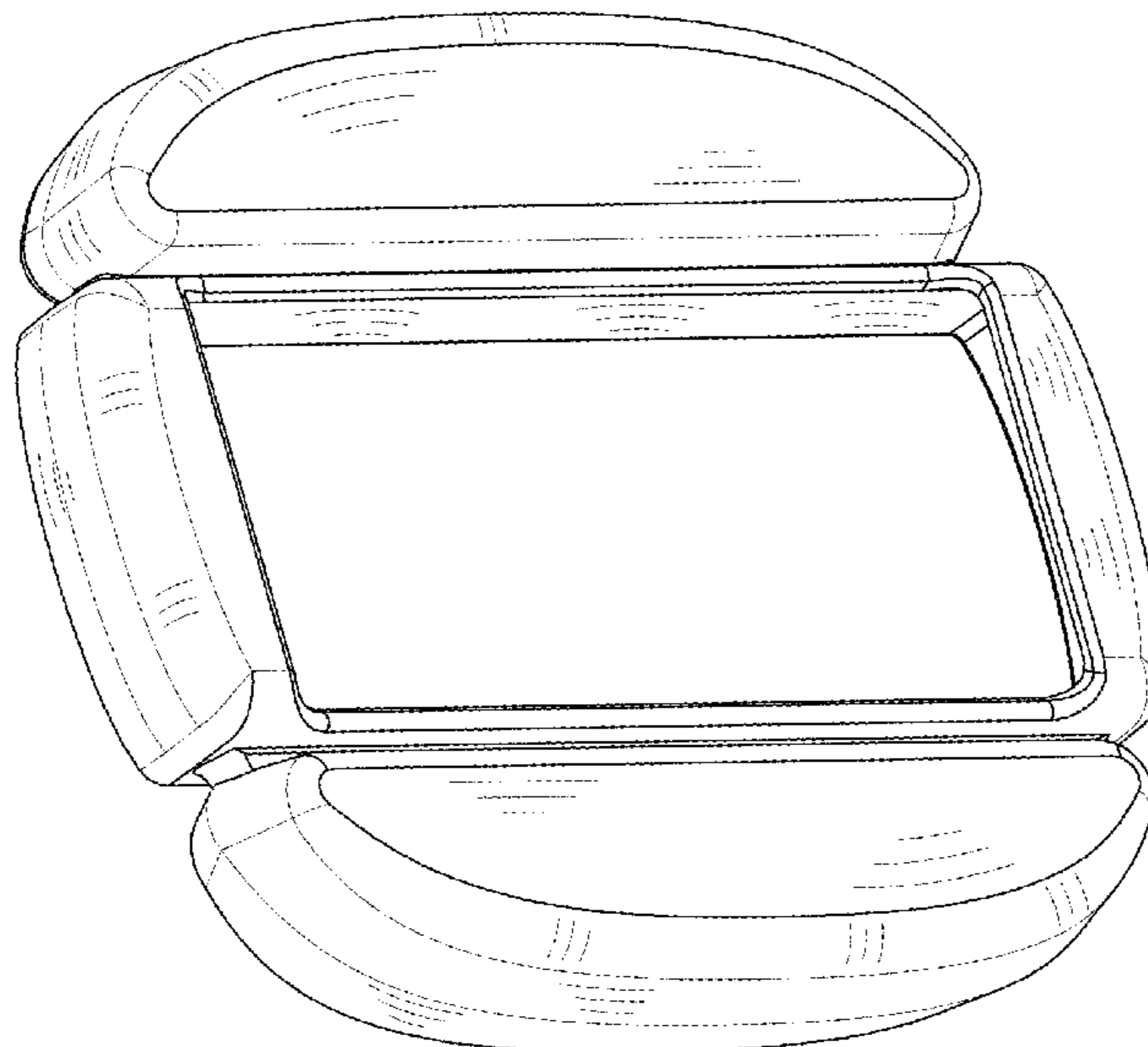
(57) **CLAIM**

The ornamental design for a razor cartridge shaving aid assembly, as shown and described.

DESCRIPTION

FIG. 1 is top view of a first embodiment of an ornamental design for a razor cartridge shaving aid assembly according to the present invention;
FIG. 2 is a bottom view thereof;
FIG. 3 is a right view thereof;
FIG. 4 is a left side view thereof;
FIG. 5 is a front side view thereof;
FIG. 6 is a bottom view thereof;
FIG. 7 is a front perspective view thereof;
FIG. 8 is top elevational view of the ornamental design of the first embodiment shown with a shaver environment;
FIG. 9 is a bottom elevational view thereof;
FIG. 10 is a right view thereof;
FIG. 11 is a left view thereof;
FIG. 12 is a back view thereof;
FIG. 13 is a front view thereof; and,
FIG. 14 is a back perspective thereof.
All portions shows in broken lines are environmental and illustrative only and form no part of the claimed design.

1 Claim, 14 Drawing Sheets



(56)

References Cited

U.S. PATENT DOCUMENTS

8,407,900 B2 * 4/2013 Johnson B26B 21/4012
30/50
8,524,207 B2 * 9/2013 Ellis A61K 8/02
424/70.11
8,973,272 B2 * 3/2015 Moon B26B 21/225
30/41
2014/0366380 A1 * 12/2014 Good B26B 21/443
30/41
2016/0129603 A1 * 5/2016 Antoniou B26B 21/44
30/50

* cited by examiner

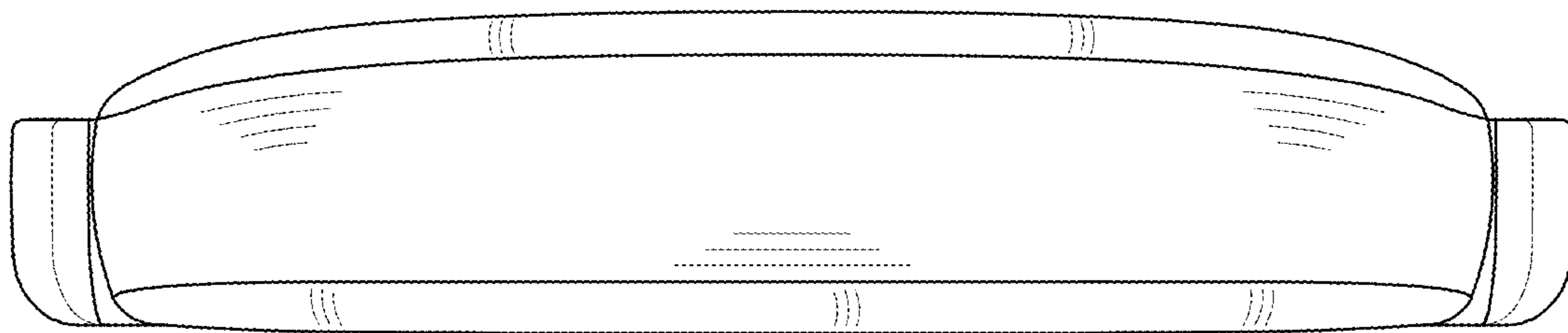


Fig. 1

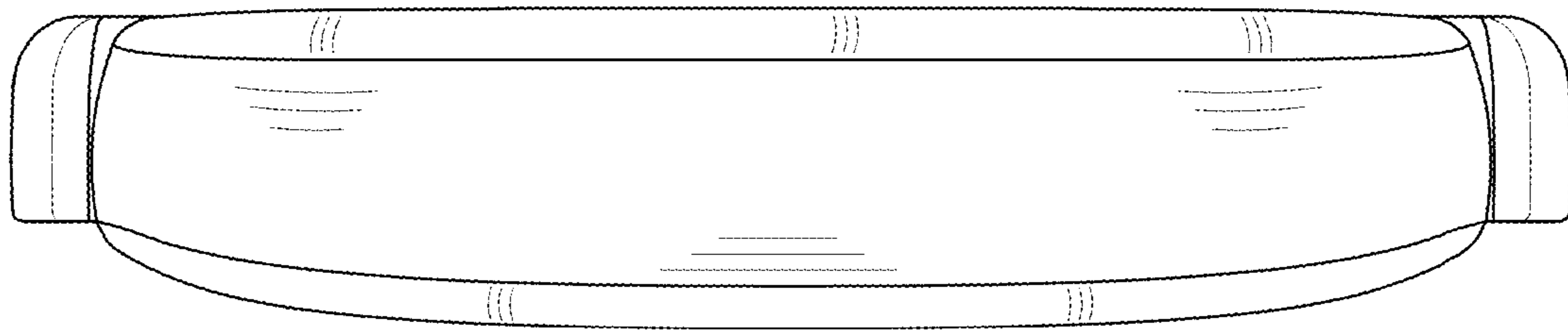


Fig. 2

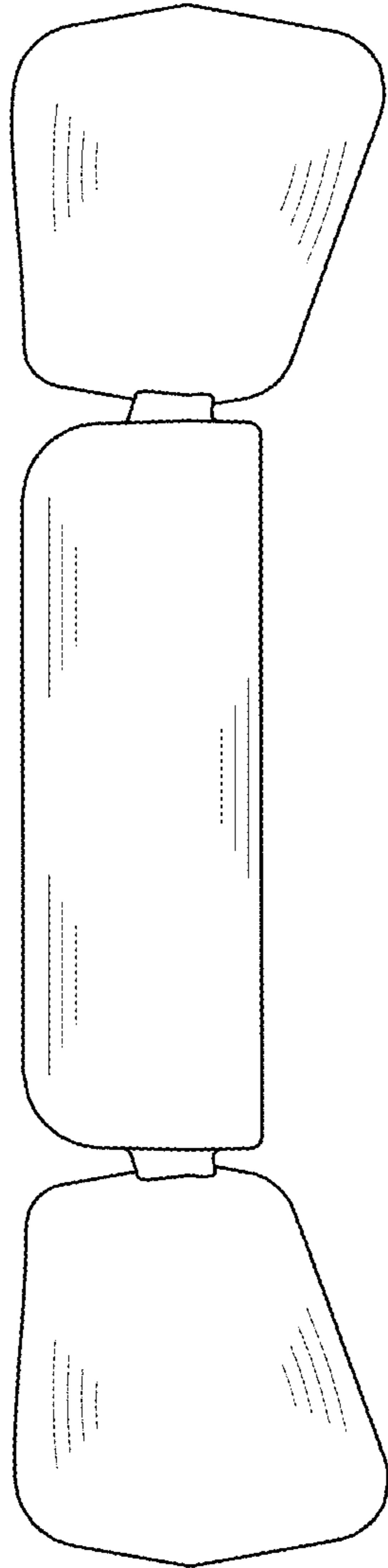


Fig. 3

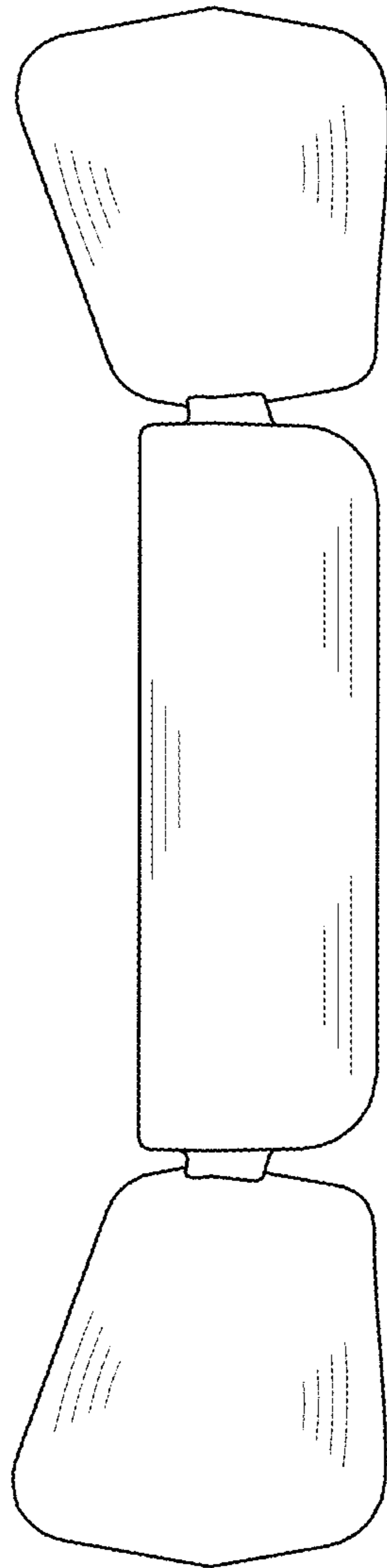


Fig. 4




Fig. 5




Fig. 6

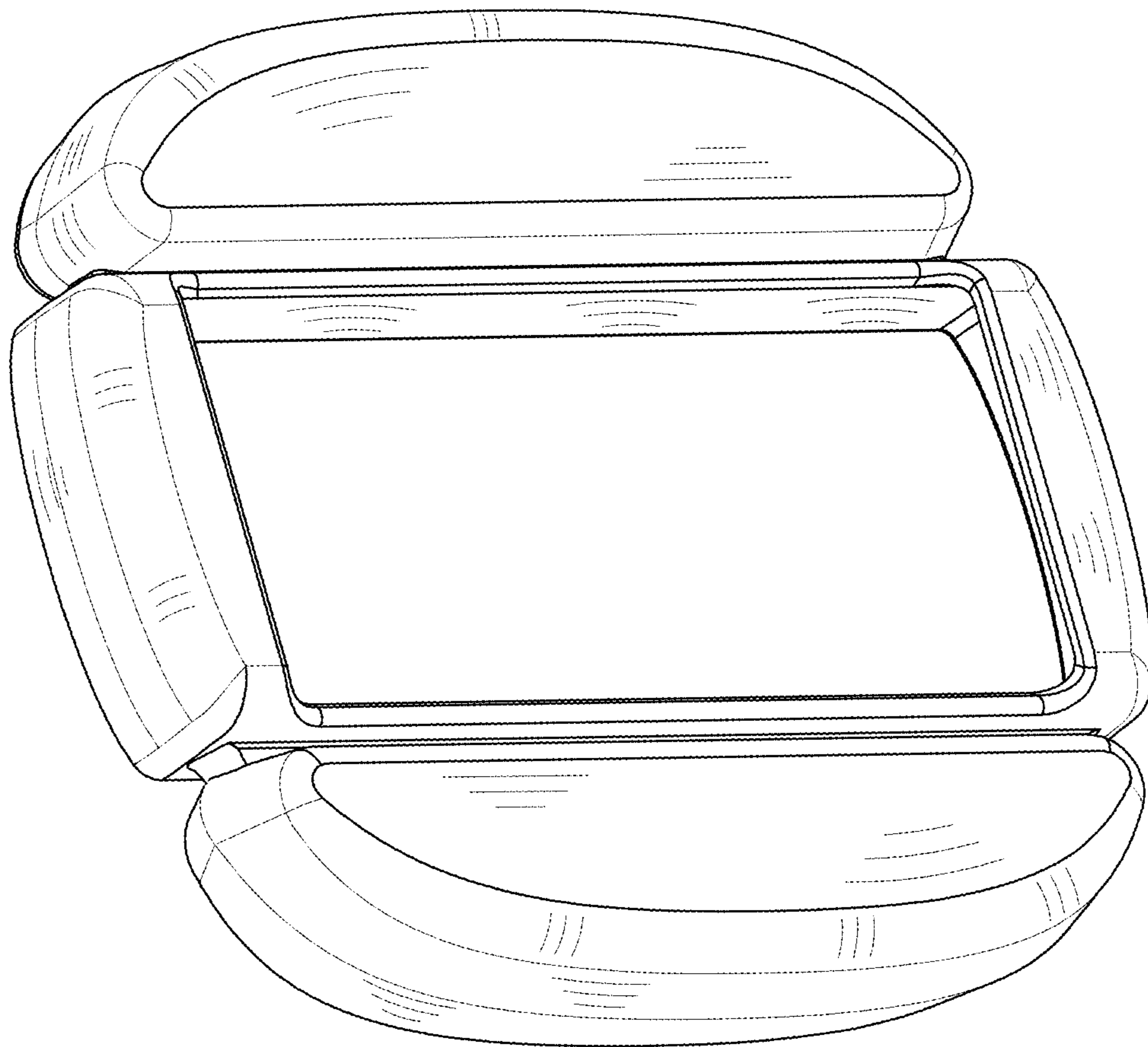


Fig. 7

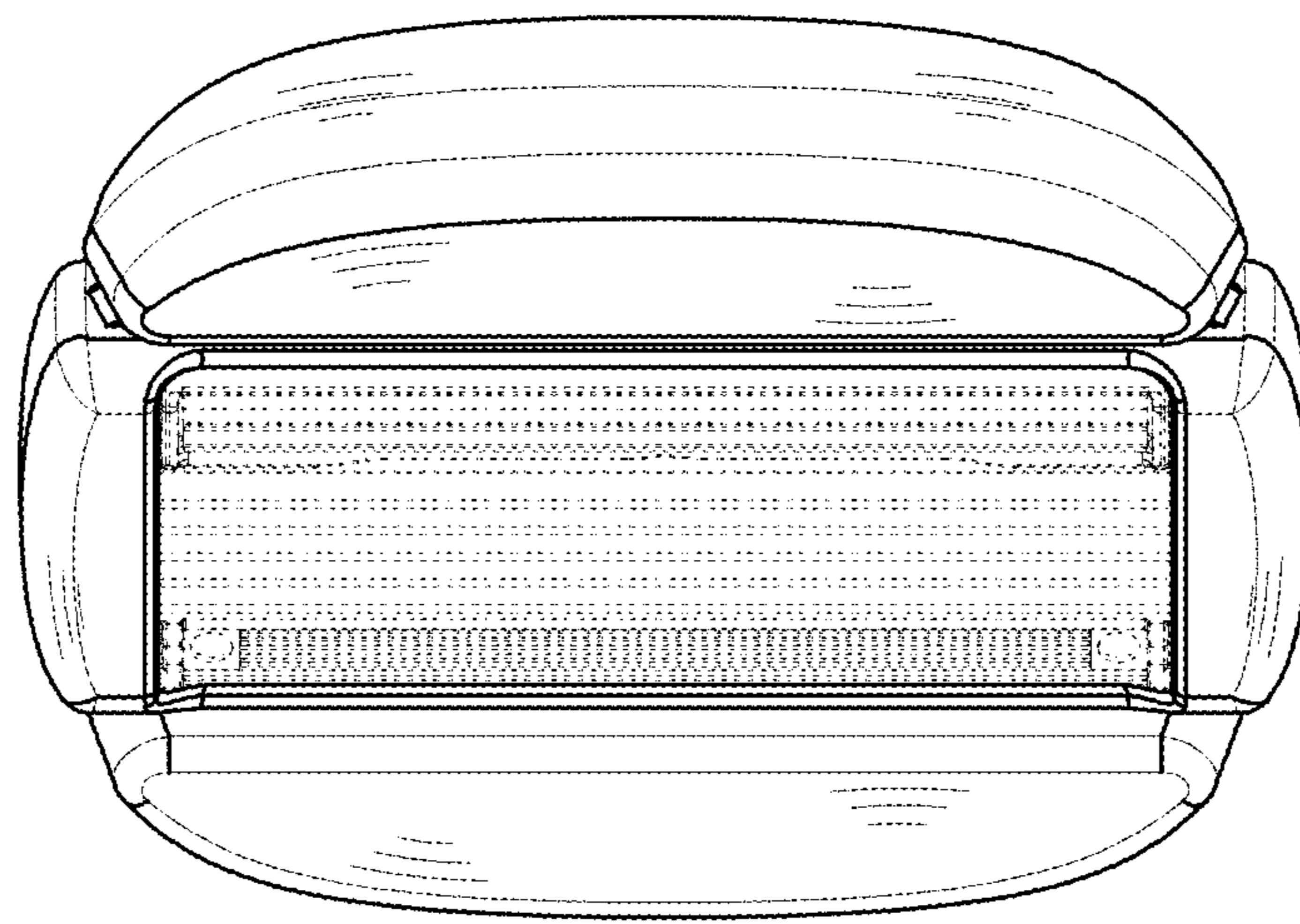


Fig. 8

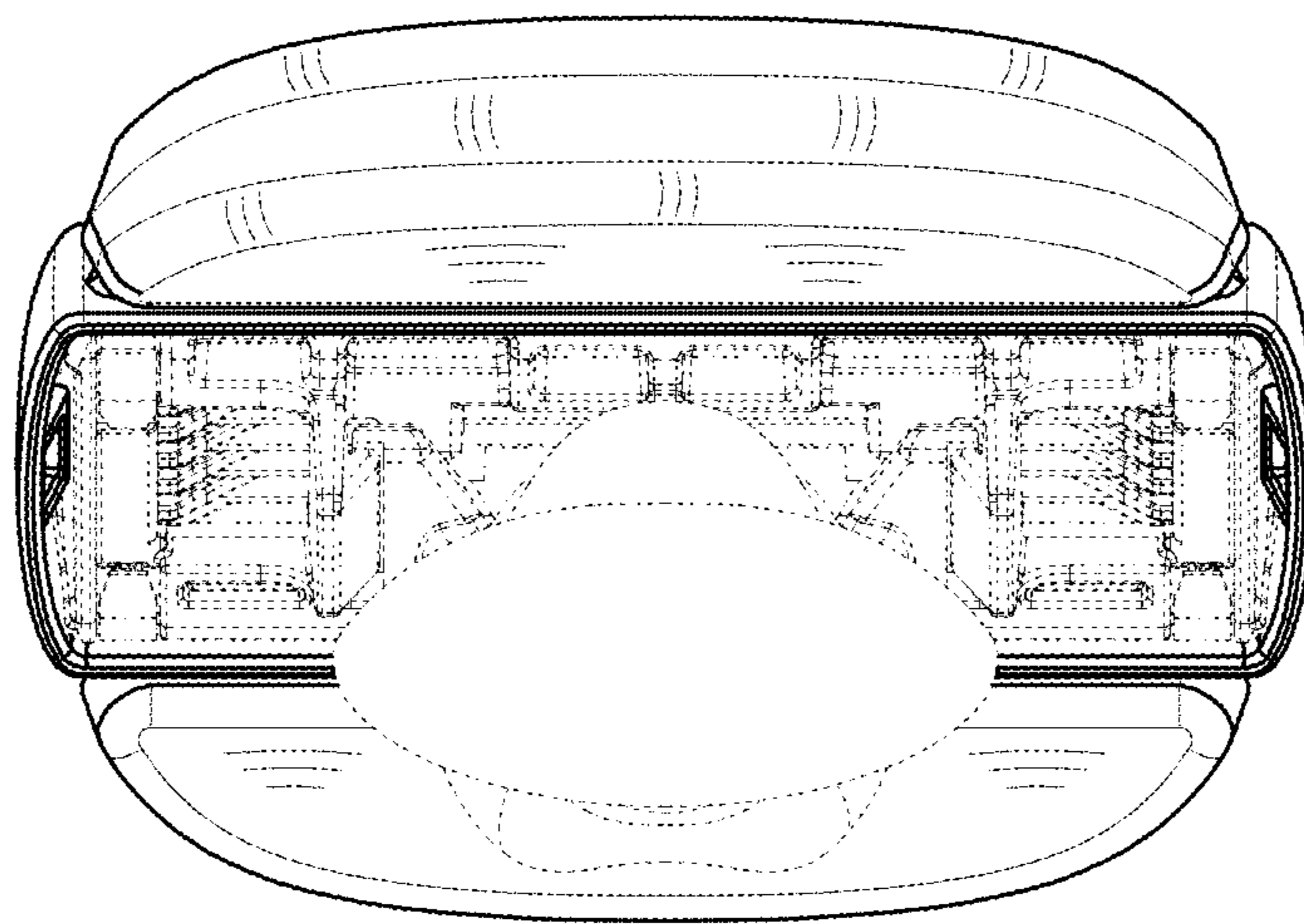


Fig. 9




Fig. 10




Fig. 11

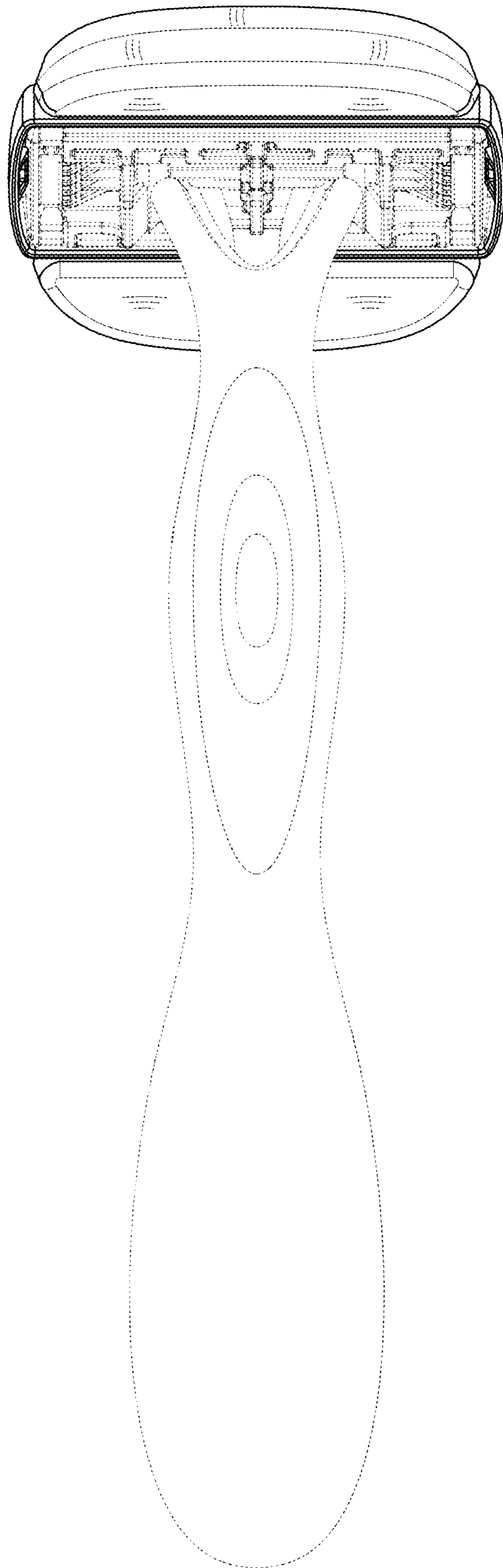


Fig. 12

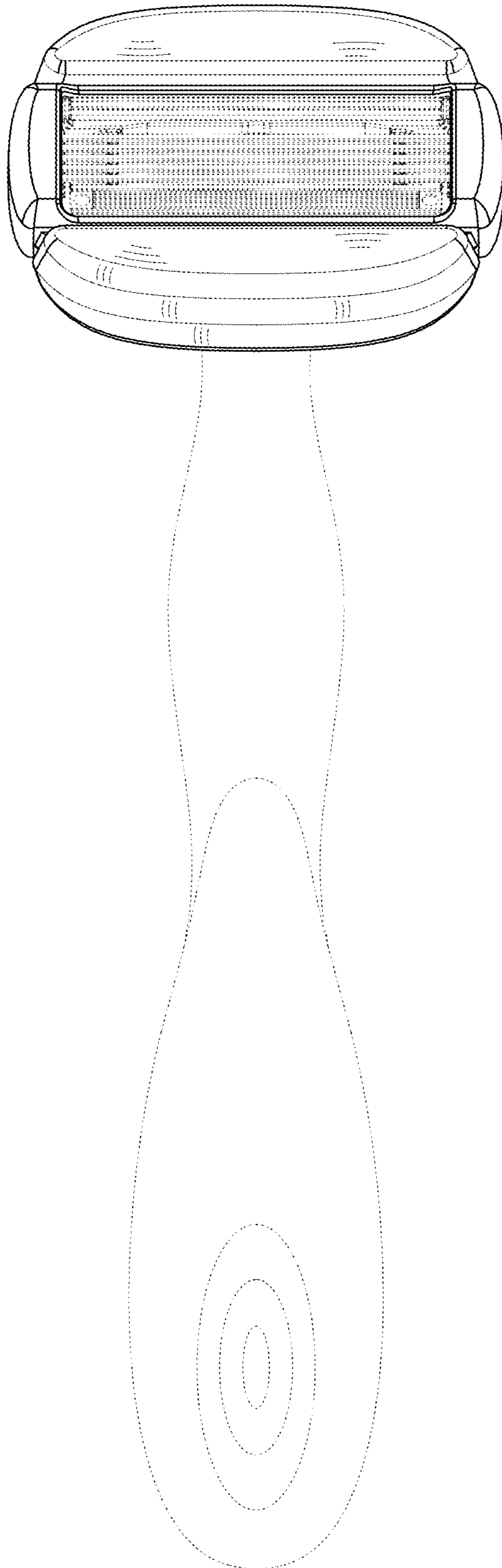


Fig. 13

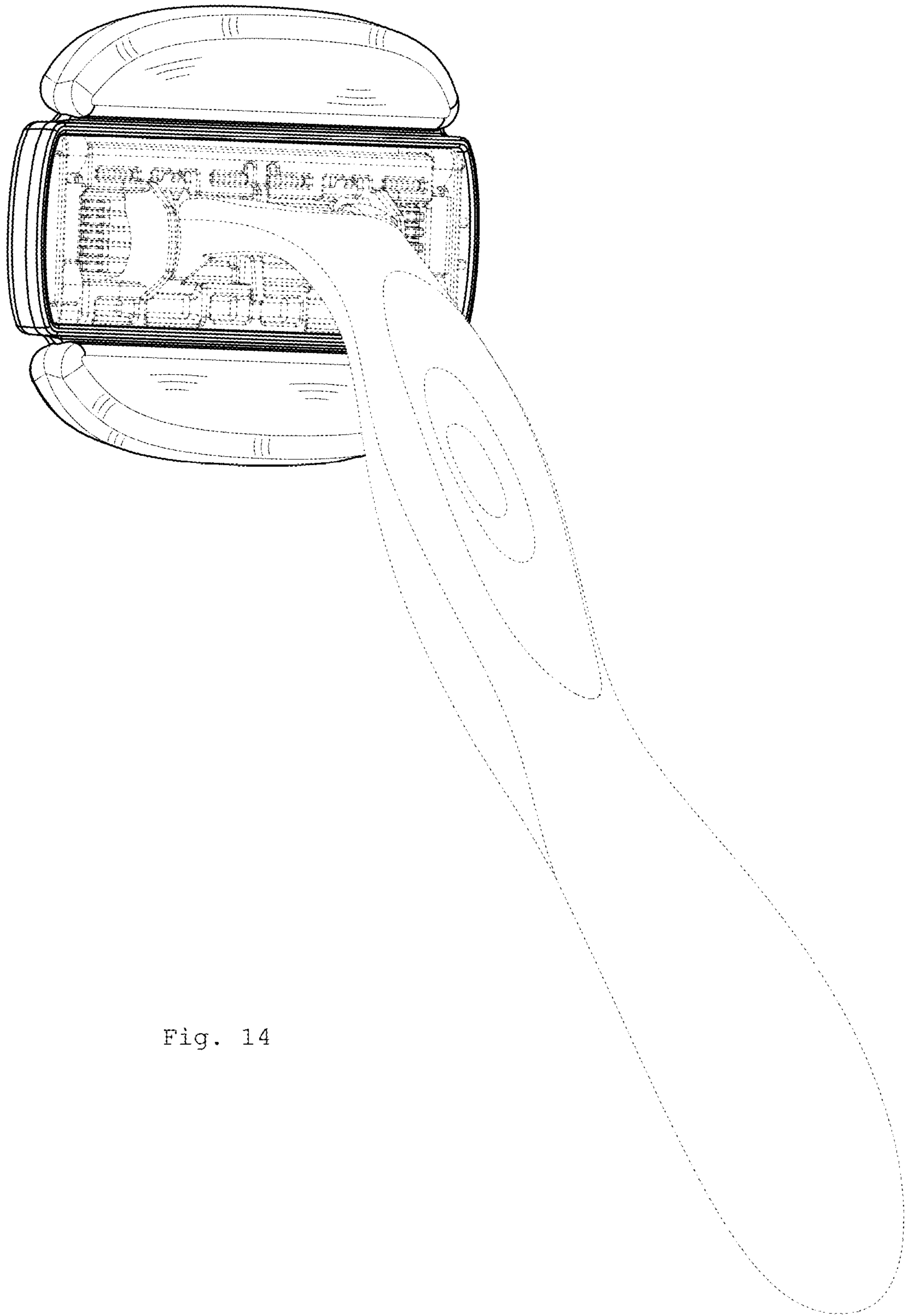


Fig. 14