



US00D778497S

(12) **United States Design Patent** (10) **Patent No.:** **US D778,497 S**
Carlucci (45) **Date of Patent:** **** Feb. 7, 2017**

(54) **HEATED HAIR ROLLER BASE**
(71) Applicant: **Conair Corporation**, Stamford, CT (US)
(72) Inventor: **Vito Carlucci**, Stratford, CT (US)
(73) Assignee: **Conair Corporation**, Stamford, CT (US)
(**) Term: **15 Years**

D317,215 S * 5/1991 Montagnino D28/38
D332,155 S 12/1992 Wistrand
5,628,333 A 5/1997 Sahm
D397,828 S * 9/1998 Kip D28/38
D404,523 S 1/1999 Lucier
6,035,099 A 3/2000 Stern
D435,693 S 12/2000 May
6,248,979 B1 6/2001 Cafaro
D477,689 S 7/2003 Hoffman et al.
6,881,928 B2 4/2005 Wong et al.
6,901,936 B2 6/2005 Kampel
D507,376 S 7/2005 Tobin
6,978,898 B2 12/2005 Carlucci et al.

(Continued)

(21) Appl. No.: **29/537,729**
(22) Filed: **Aug. 28, 2015**
(51) **LOC (10) Cl.** **28-03**
(52) **U.S. Cl.**
USPC **D28/38**
(58) **Field of Classification Search**
USPC D28/35, 38, 37
CPC A45D 4/00-4/06; A45D 2/12-2/22;
A45D 4/16; A45D 4/18; A45D
2/00; A45D 2/001; A45D 2/002; A45D
2/02; A45D 2/04; A45D 2/06; A45D
2/08; A45D 2/10; A45D 2/24-2/34; A45D
2/36-2/367
See application file for complete search history.

Primary Examiner — Jennifer Rivard
(74) *Attorney, Agent, or Firm* — Carter, DeLuca, Farrell & Schmidt, LLP.

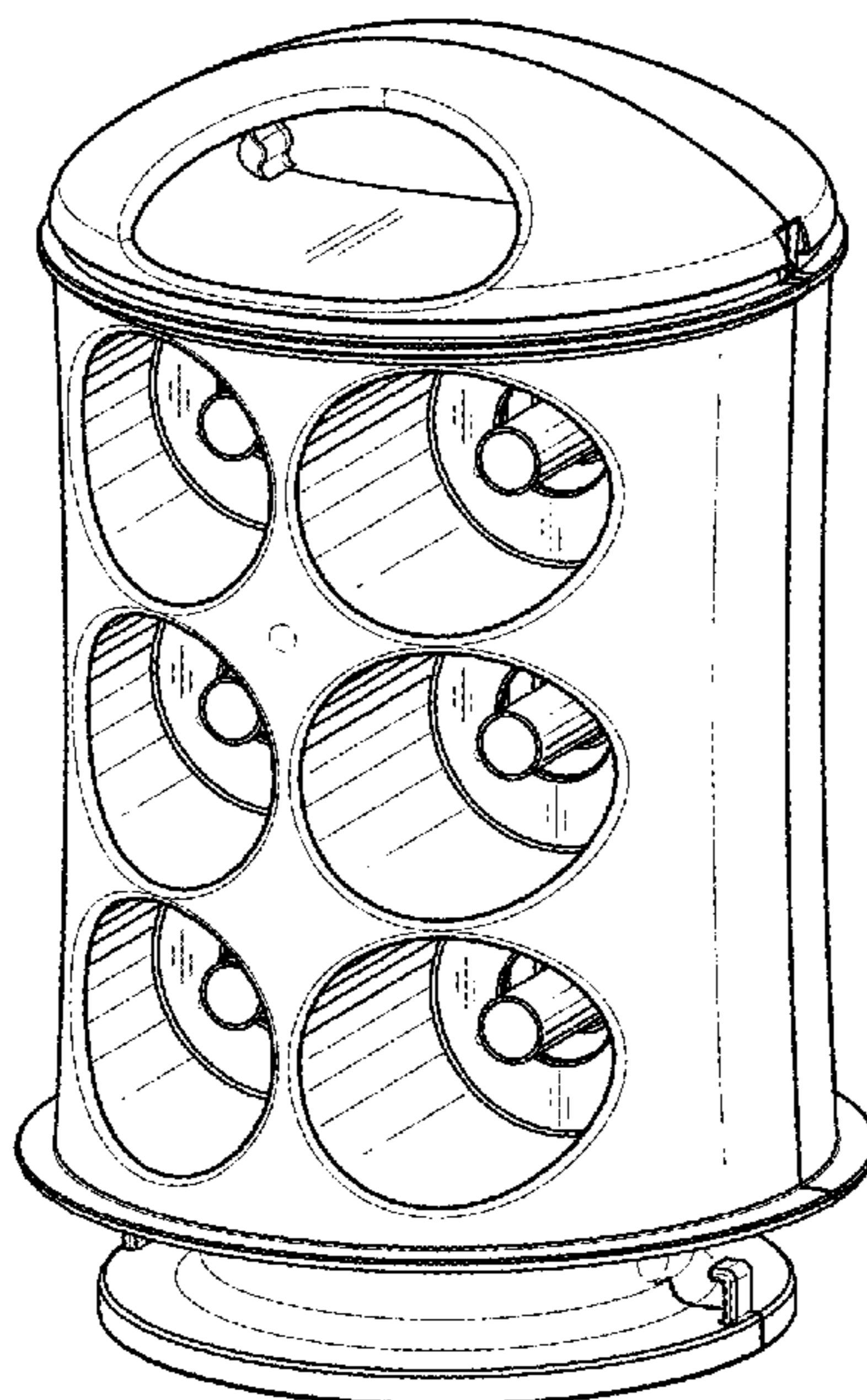
(57) **CLAIM**
The ornamental design for a heated hair roller base, as shown and described.

DESCRIPTION

FIG. 1 is a perspective view of the heated hair roller base in accordance with the principles of the present disclosure; FIG. 2 is a first side elevation view of the heated hair roller base; FIG. 3 is a second side elevation view of the heated hair roller base; FIG. 4 is a third side elevation view of the heated hair roller base; FIG. 5 is a fourth side elevation view of the heated hair roller base; FIG. 6 is a top plan view of the heated hair roller base; and, FIG. 7 is a bottom plan view of the heated hair roller base. The broken lines illustrate portions of the heated hair roller base and form no part of the claimed design.

(56) **References Cited**
U.S. PATENT DOCUMENTS
3,603,765 A * 9/1971 Underwood A45D 4/16
132/229
D256,509 S 8/1980 Ryan
4,624,271 A 11/1986 Kin
D289,091 S 3/1987 Skovdal
D300,472 S * 3/1989 Keung D28/38
4,984,591 A * 1/1991 Jacobi A45D 4/16
132/226

1 Claim, 4 Drawing Sheets



(56)

References Cited

U.S. PATENT DOCUMENTS

7,078,654	B1 *	7/2006	Tsen	A45D 4/16 219/222
D648,894	S *	11/2011	Richmond	D28/38
D698,490	S	1/2014	Xu	
D698,995	S	2/2014	Xu	
2004/0118425	A1	6/2004	Santhouse et al.	
2005/0056297	A1 *	3/2005	Maione	A45D 2/362 132/231
2005/0061353	A1 *	3/2005	Kaizuka	A45D 4/16 132/227
2007/0257019	A1	11/2007	Carlucci	
2008/0210255	A1	9/2008	Moll	
2009/0133709	A1	5/2009	Kaizuka	
2009/0165811	A1	7/2009	Zimmerman	
2010/0065544	A1	3/2010	Yang	
2010/0116286	A1 *	5/2010	O'Rourke	A45D 2/122 132/254
2013/0118941	A1	5/2013	Wells	
2014/0041679	A1 *	2/2014	Spenard	A45D 2/146 132/265

* cited by examiner

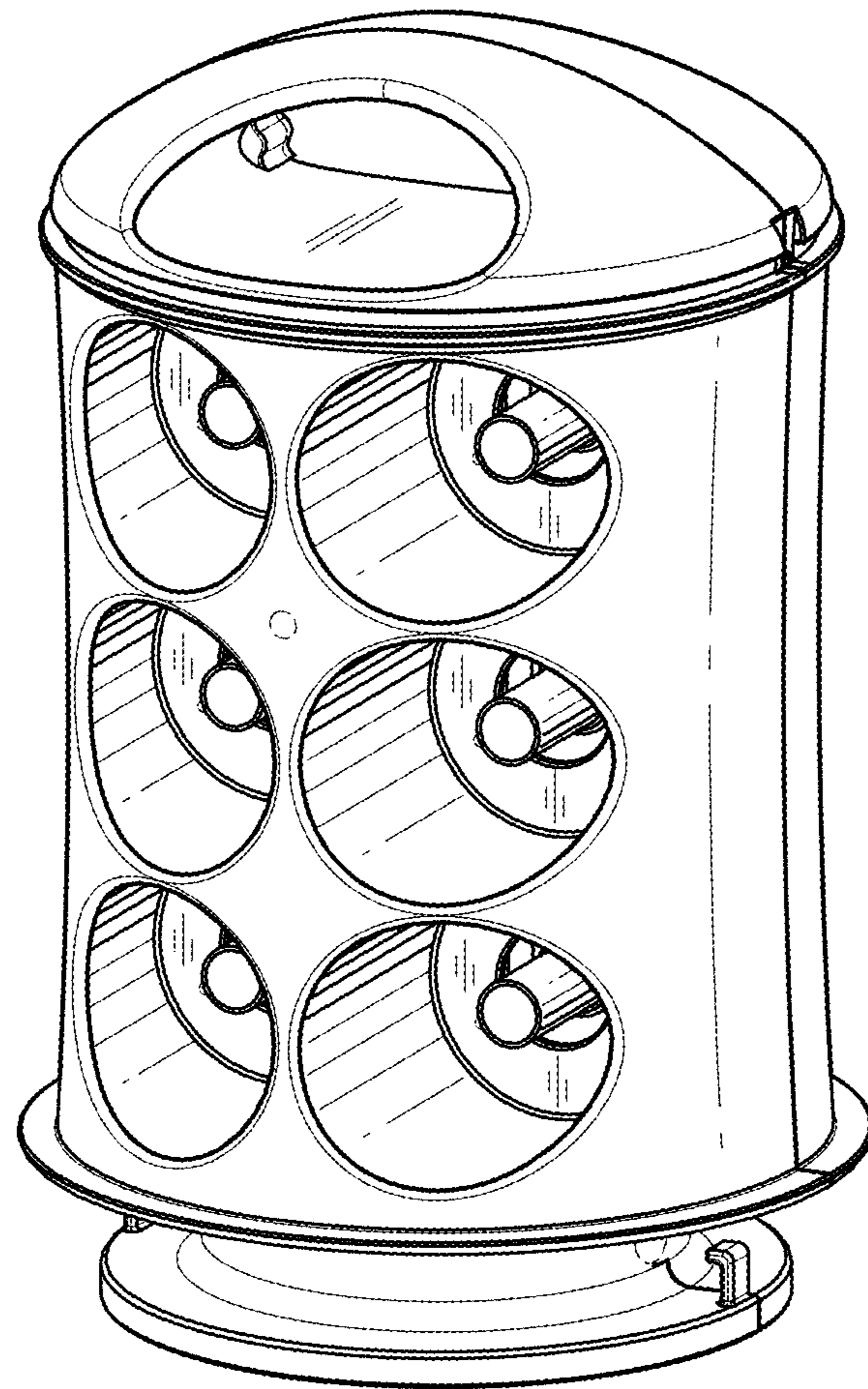


FIG. 1

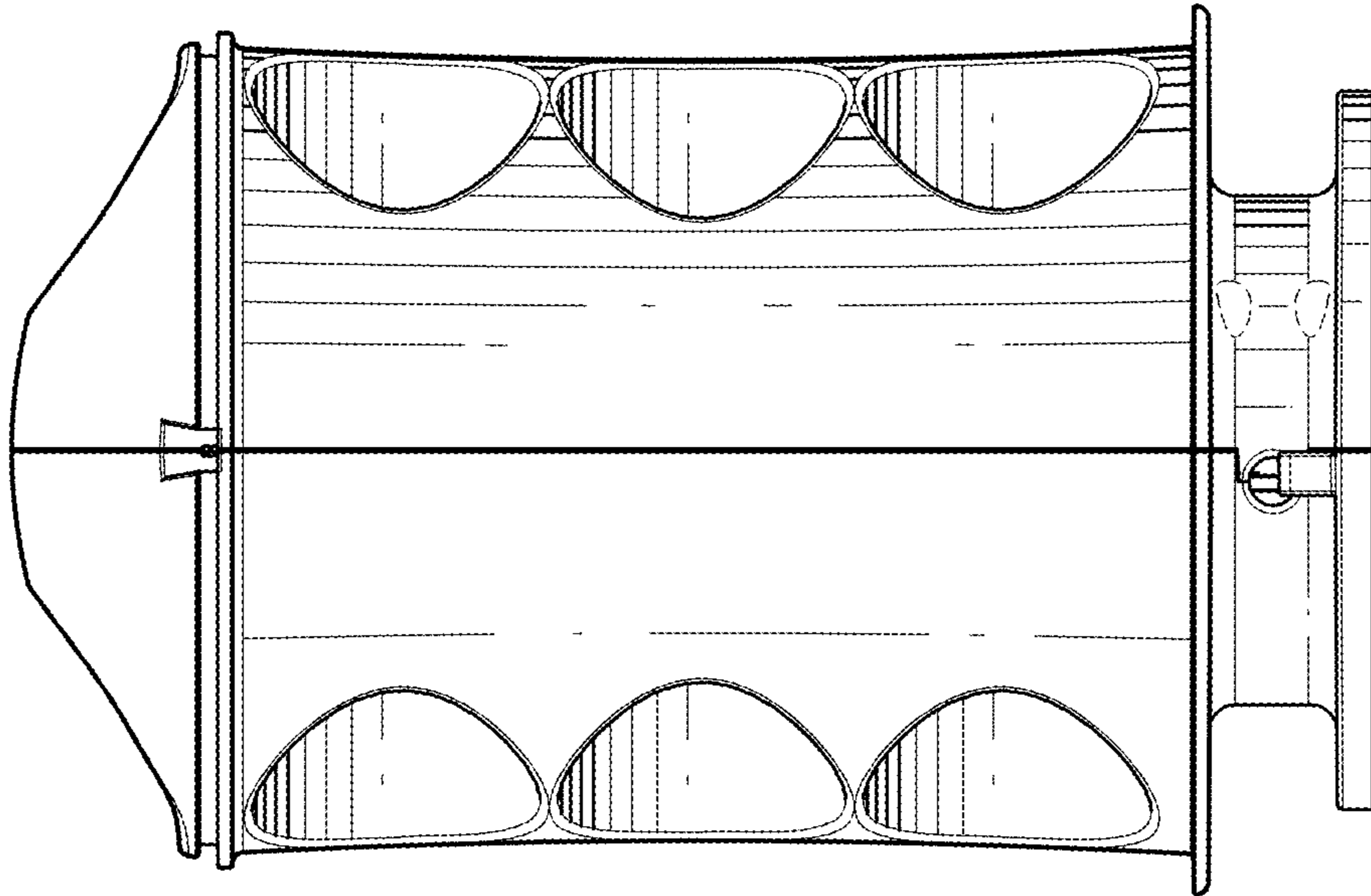


FIG. 3

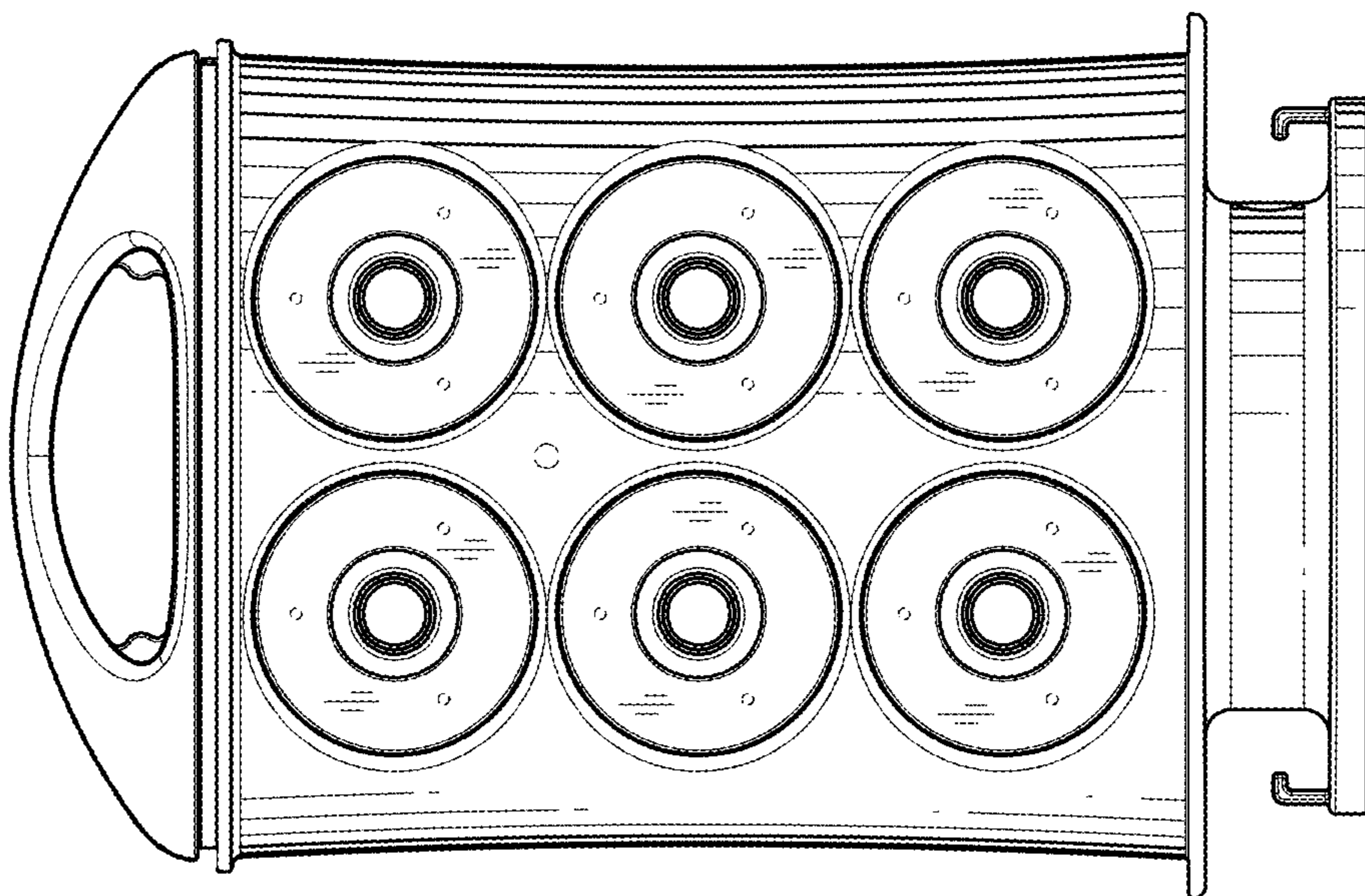


FIG. 2

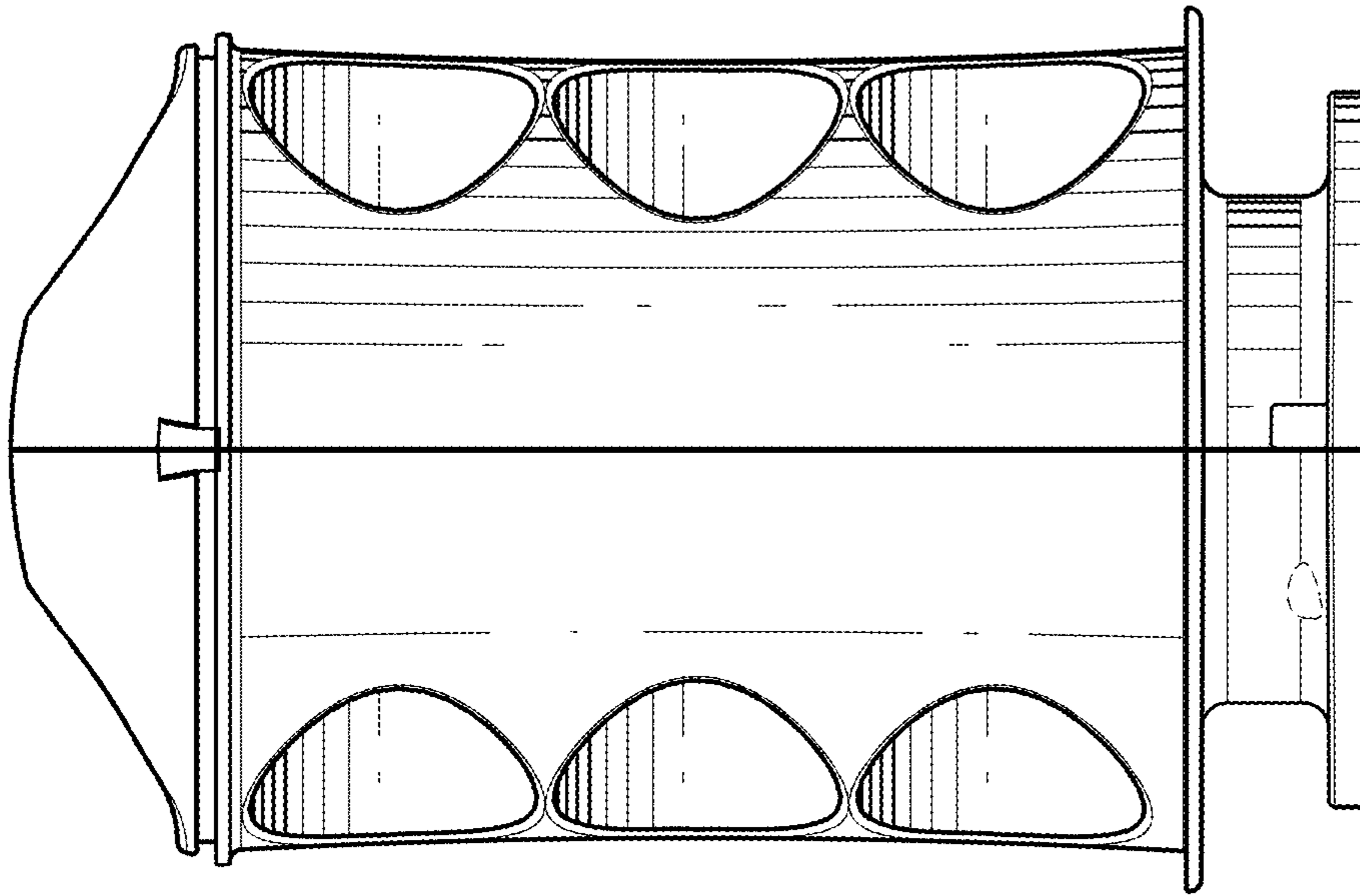


FIG. 5

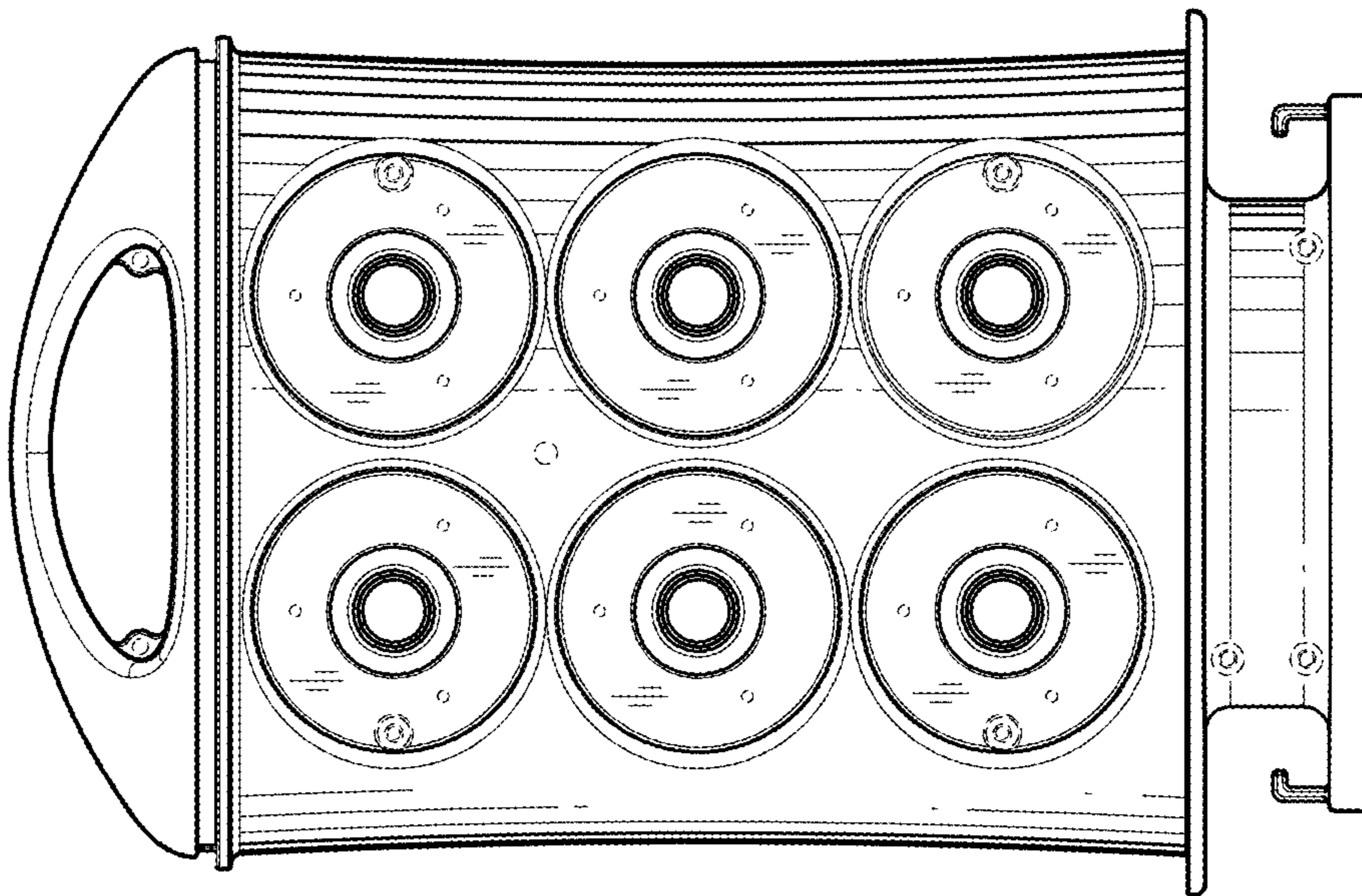


FIG. 4

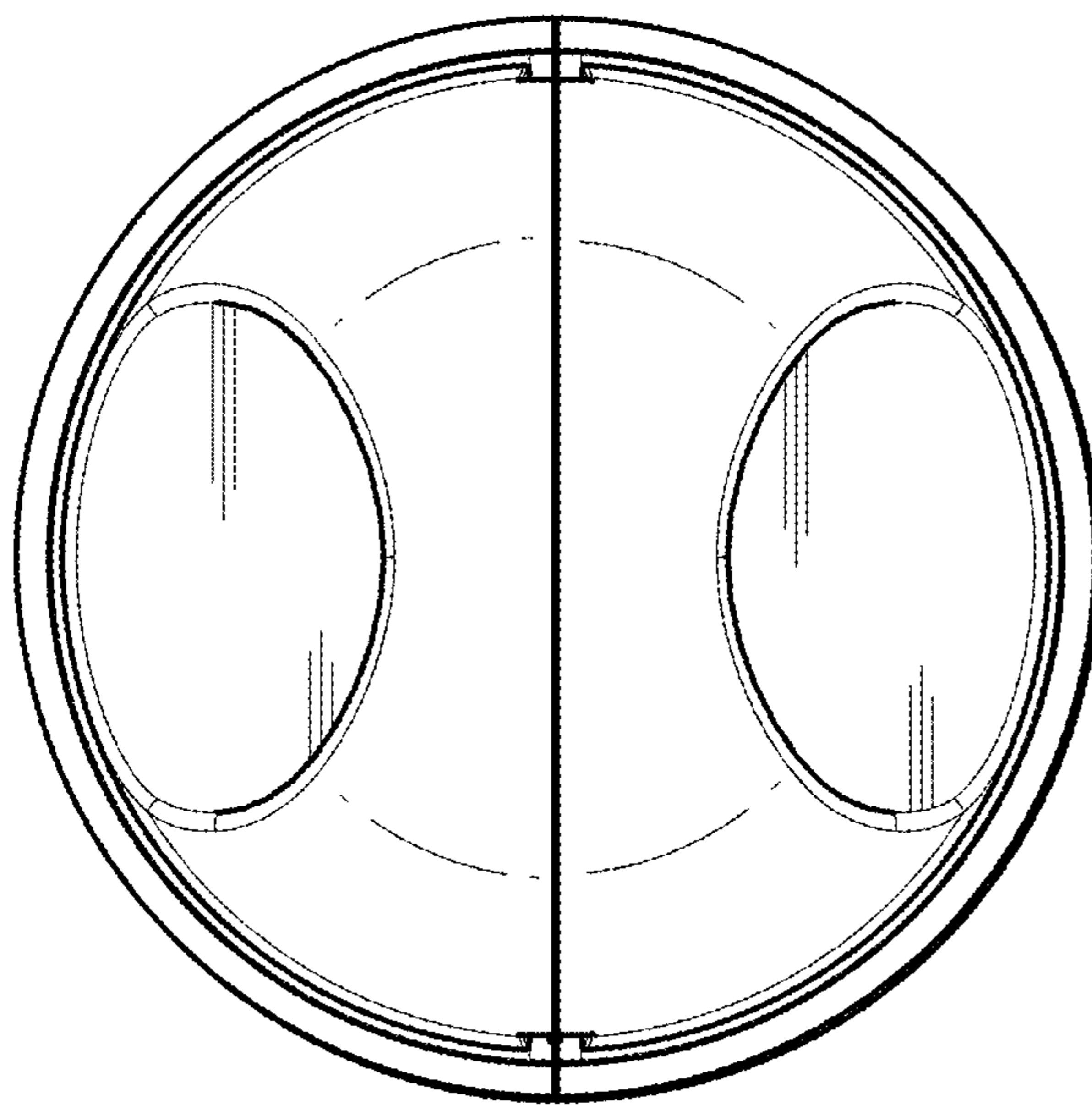


FIG. 6

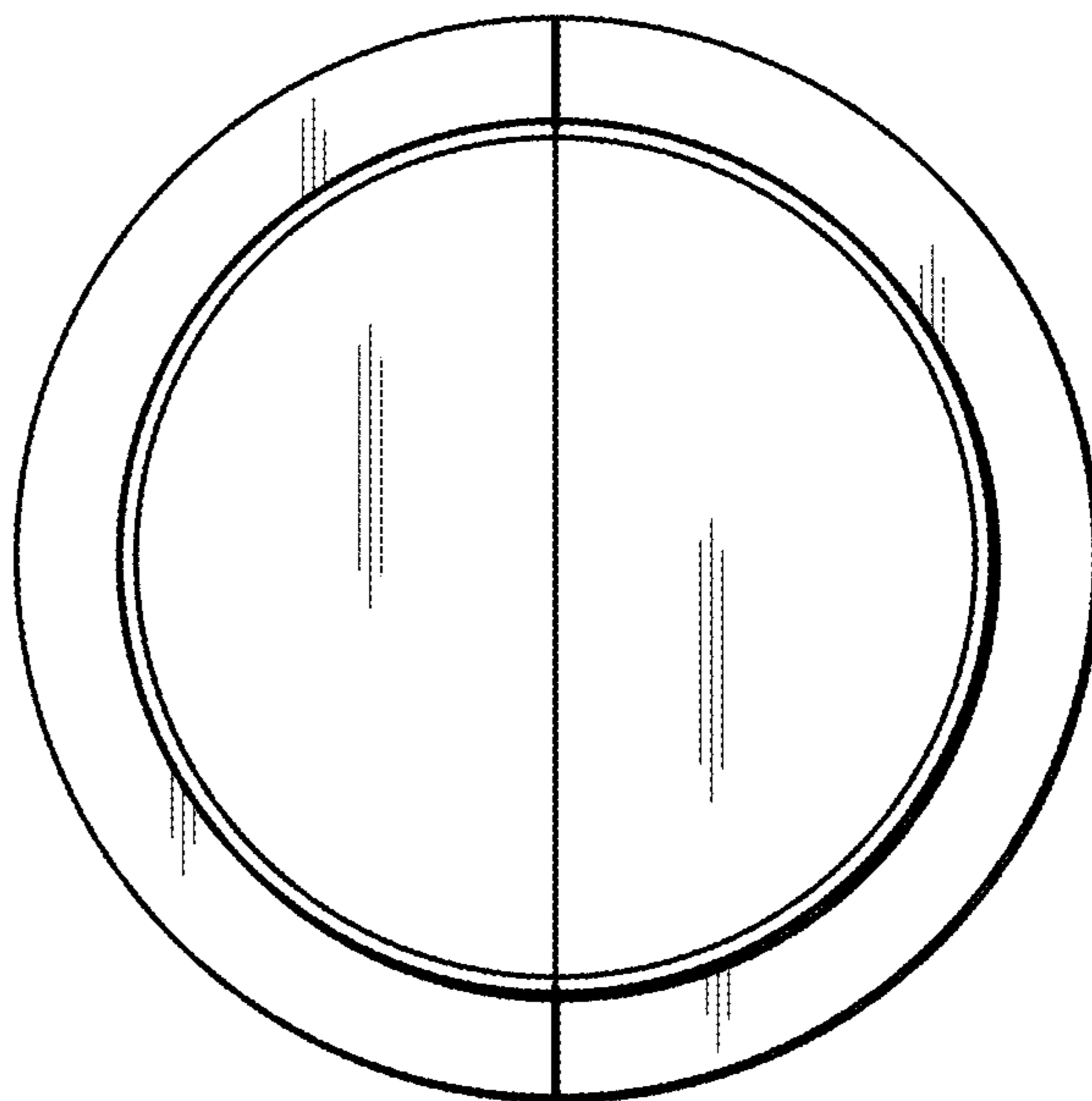


FIG. 7