



US00D778496S

(12) **United States Design Patent** (10) **Patent No.:** **US D778,496 S**  
**Ooba** (45) **Date of Patent:** **\*\* Feb. 7, 2017**

(54) **COSMETIC APPLICATOR**

(71) Applicant: **Mitsubishi Pencil Company, Limited**, Higashi-ohi, Shinagawa-ku, Tokyo (JP)

(72) Inventor: **Shigeki Ooba**, Tokyo (JP)

(73) Assignee: **MITSUBISHI PENCIL COMPANY, LIMITED**, Tokyo (JP)

(\*\*) Term: **15 Years**

(21) Appl. No.: **29/549,057**

(22) Filed: **Dec. 18, 2015**

(30) **Foreign Application Priority Data**

Nov. 6, 2015 (JP) ..... 2015-024840

(51) **LOC (10) Cl.** ..... **28-02**

(52) **U.S. Cl.**  
USPC ..... **D28/7**

(58) **Field of Classification Search**

USPC ..... D28/4, 7, 8, 56, 76, 77, 79-91; D9/723, D9/724, 727; D19/115, 120; 132/216, 132/320, 318, 317; 401/49, 196, 198, 199  
CPC .. A45D 34/04; A45D 2034/007; A45D 40/16; A45D 40/20; A45D 40/26; A45D 2200/10; A45D 2200/1036; A45D

(Continued)

(56) **References Cited**

**U.S. PATENT DOCUMENTS**

449,233 A \* 3/1891 Porter ..... A45D 34/041 401/208  
2,248,011 A \* 7/1941 Neuschaefer ..... A45D 34/045 132/317

(Continued)

**FOREIGN PATENT DOCUMENTS**

JP D1118247 8/2001  
JP D1118437 8/2001  
WO D088861-002 \* 6/2016

**OTHER PUBLICATIONS**

JP 2015-014236 filed Jun. 26, 2015, now U.S. Appl. No. 29/549,054, filed Dec. 18, 2015; 8 pages—Japanese; 8 pages—English.

*Primary Examiner* — Catherine Tuttle

*Assistant Examiner* — Mary Malley

(74) *Attorney, Agent, or Firm* — Andrew F. Young, Esq.; Lackenbach Siegel, LLP

(57) **CLAIM**

The ornamental design for a cosmetic applicator, as shown and described.

**DESCRIPTION**

FIG. 1 is an exploded perspective view of a cosmetic applicator.

FIG. 2 is a front view of the lower portion of FIG. 1 with the cap removed.

FIG. 3 is a right side elevation view of FIG. 2.

FIG. 4 is a left side elevation view of FIG. 2.

FIG. 5 is a top plan view of FIG. 2.

FIG. 6 is an enlarged perspective view of the corresponding box of FIG. 1.

FIG. 7 is an enlarged front view taken from the corresponding box in FIG. 2.

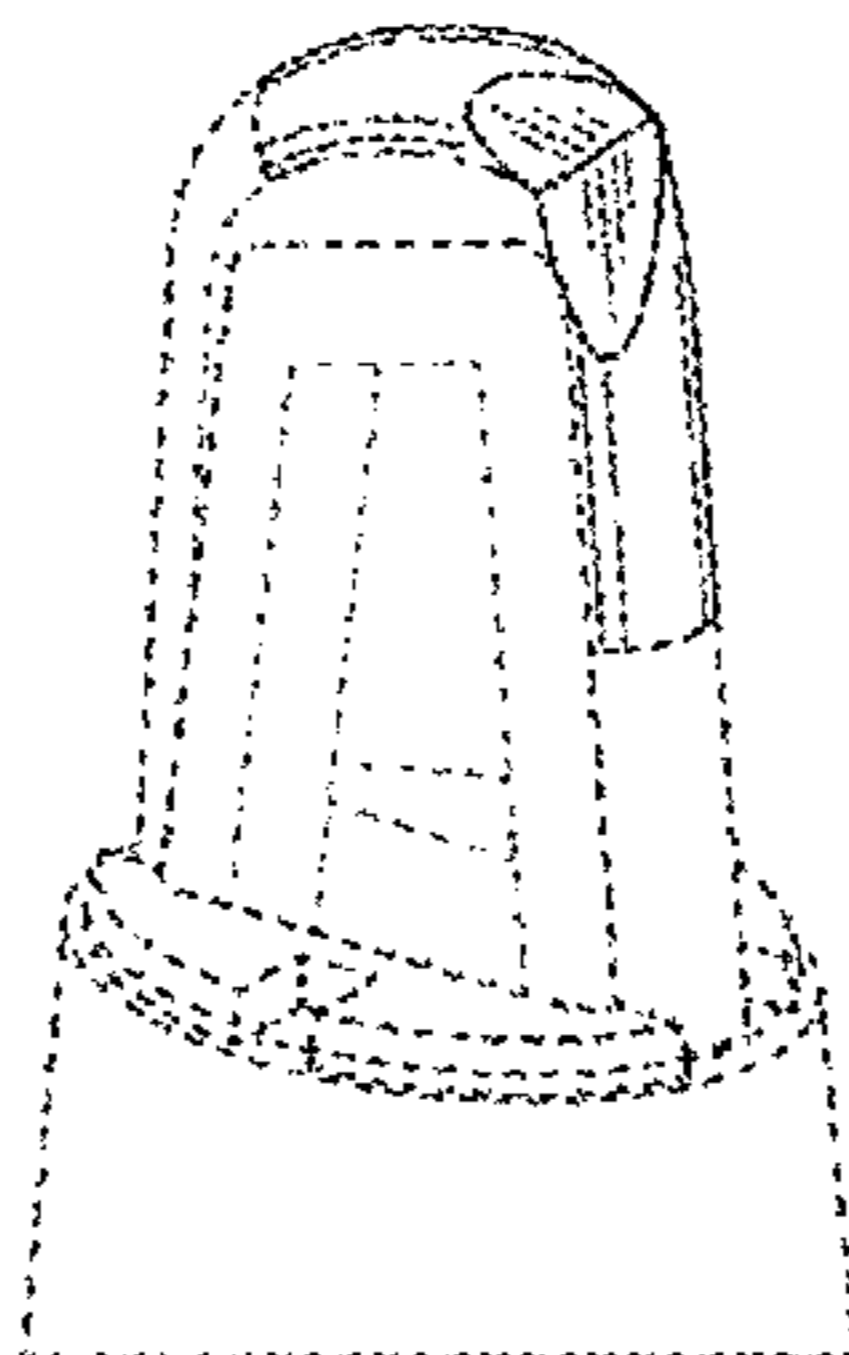
FIG. 8 is an enlarged right side view taken from the corresponding box in FIG. 3.

FIG. 9 is an enlarged left side view taken from the corresponding box in FIG. 4; and,

FIG. 10 is an enlarged top plan view taken from the corresponding portion of FIG. 5.

The dashed lines are included for the purpose of illustrating the portions of the article that form no part of the claimed design. The dot-dashed lines in FIGS. 6-10 show unclaimed boundaries, and the boxes in dot-dot-dashed lines indicate the areas of enlargement in FIGS. 6-10.

**1 Claim, 5 Drawing Sheets**



(58) **Field of Classification Search**

CPC ..... 2200/1072;A45D 44/00; A63B 2040/0025;  
A61Q 1/06; A61Q 1/10; A61K  
8/02; A61K 8/0216; A61K 8/0229; A61K  
2800/872; B43K 1/00; B43K  
1/003; B43K 1/006; B43K 1/12; B43K  
8/02; B43K 8/022; B43K 8/024; B43K  
8/026; B43K 8/06

See application file for complete search history.

(56) **References Cited**

U.S. PATENT DOCUMENTS

|              |      |         |          |       |                        |
|--------------|------|---------|----------|-------|------------------------|
| 2,333,813    | A *  | 11/1943 | Nyden    | ..... | A45D 40/02<br>401/82   |
| 3,544,229    | A *  | 12/1970 | Aoki     | ..... | B43K 8/06<br>401/199   |
| 4,217,060    | A *  | 8/1980  | Ikegami  | ..... | B43K 1/003<br>401/265  |
| 5,542,144    | A *  | 8/1996  | Forsline | ..... | A46D 1/00<br>132/320   |
| 6,319,004    | B1 * | 11/2001 | Forsline | ..... | A61C 3/00<br>433/11    |
| D658,332     | S *  | 4/2012  | Huang    | ..... | D28/62                 |
| 8,250,701    | B1 * | 8/2012  | Forsline | ..... | B44D 3/00<br>15/114    |
| 2005/0092338 | A1 * | 5/2005  | Lattanzi | ..... | A45D 40/18<br>132/73.5 |
| 2009/0196677 | A1 * | 8/2009  | Wright   | ..... | A45D 34/00<br>401/264  |
| 2011/0103873 | A1 * | 5/2011  | Chou     | ..... | A45D 40/02<br>401/52   |

\* cited by examiner

FIG. 1

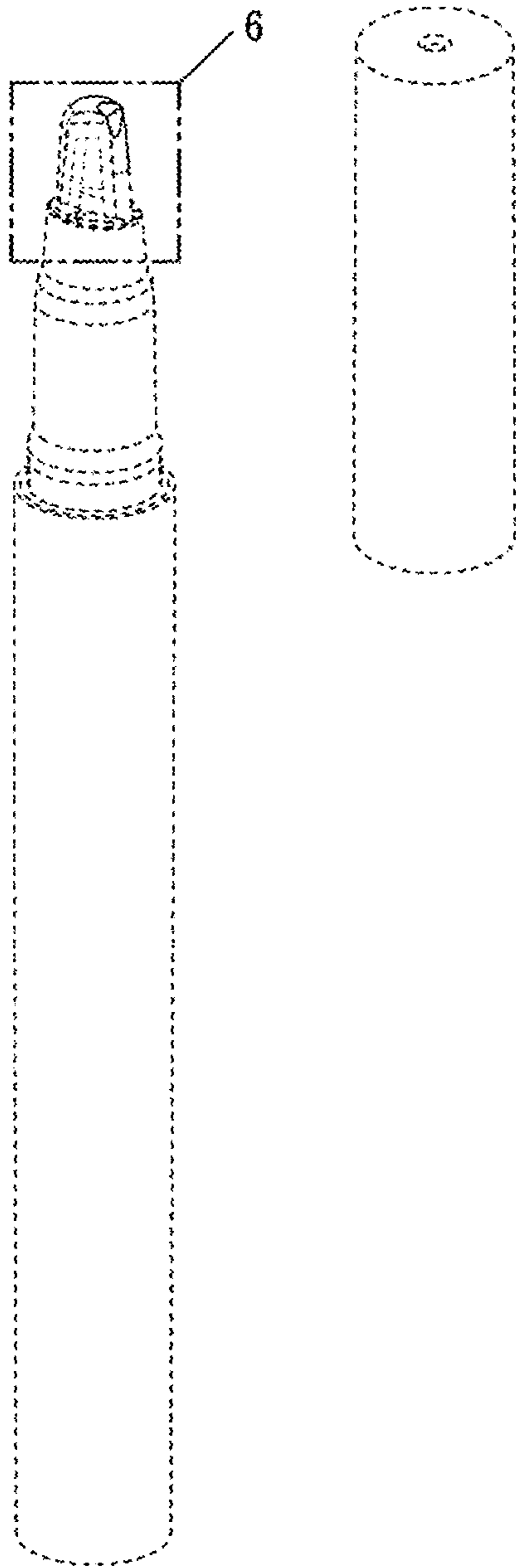


FIG. 2




FIG. 1

FIG. 3




FIG. 4




FIG. 5

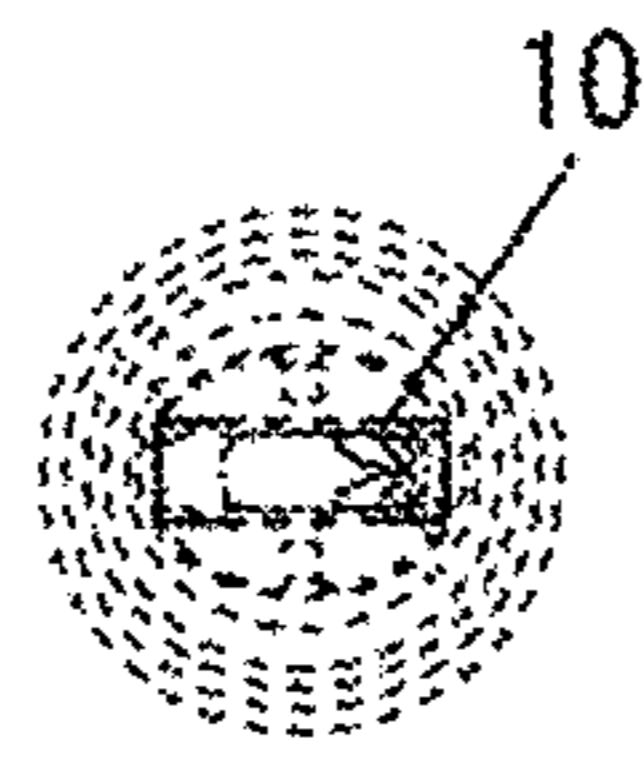


FIG. 6

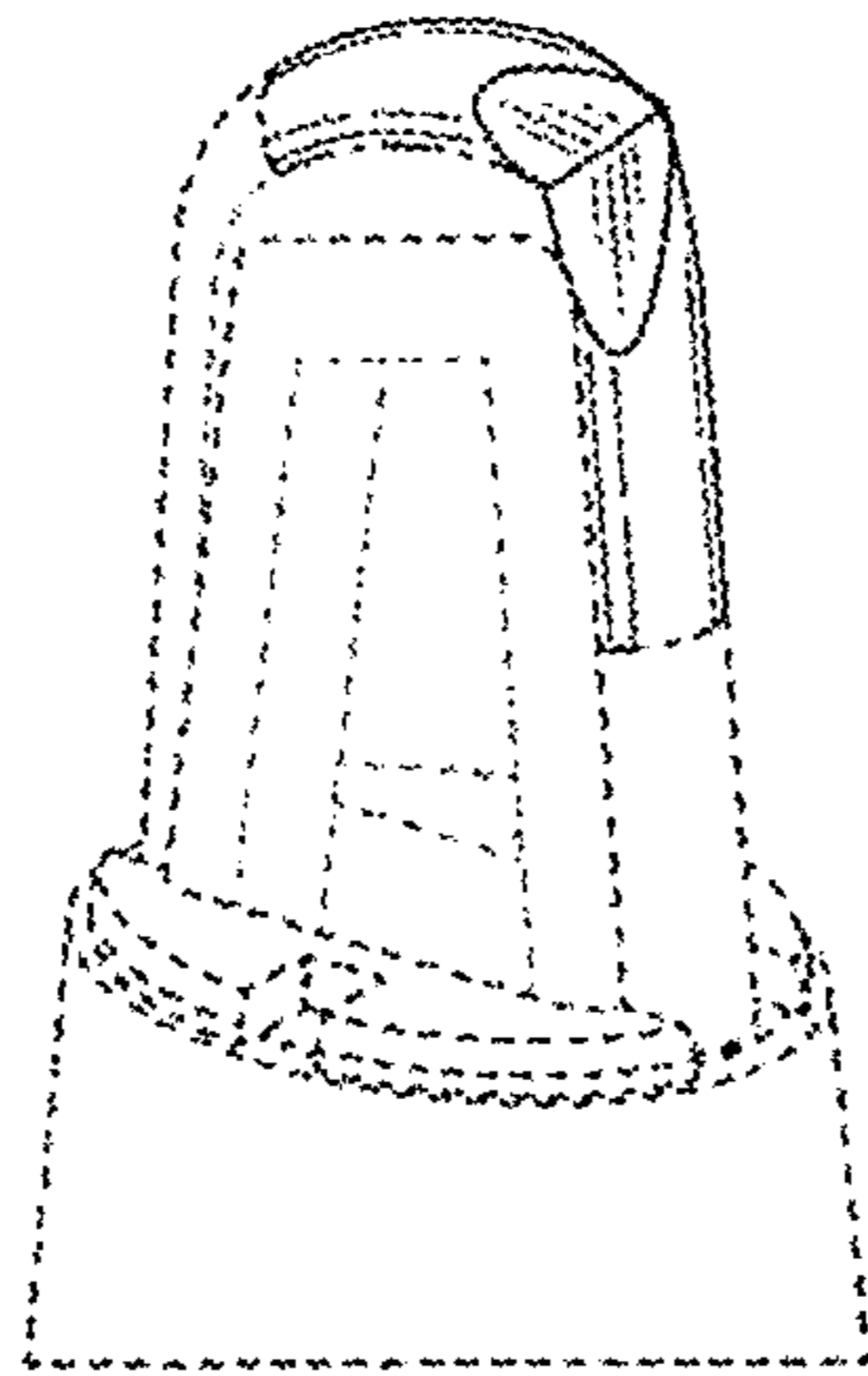


FIG. 7

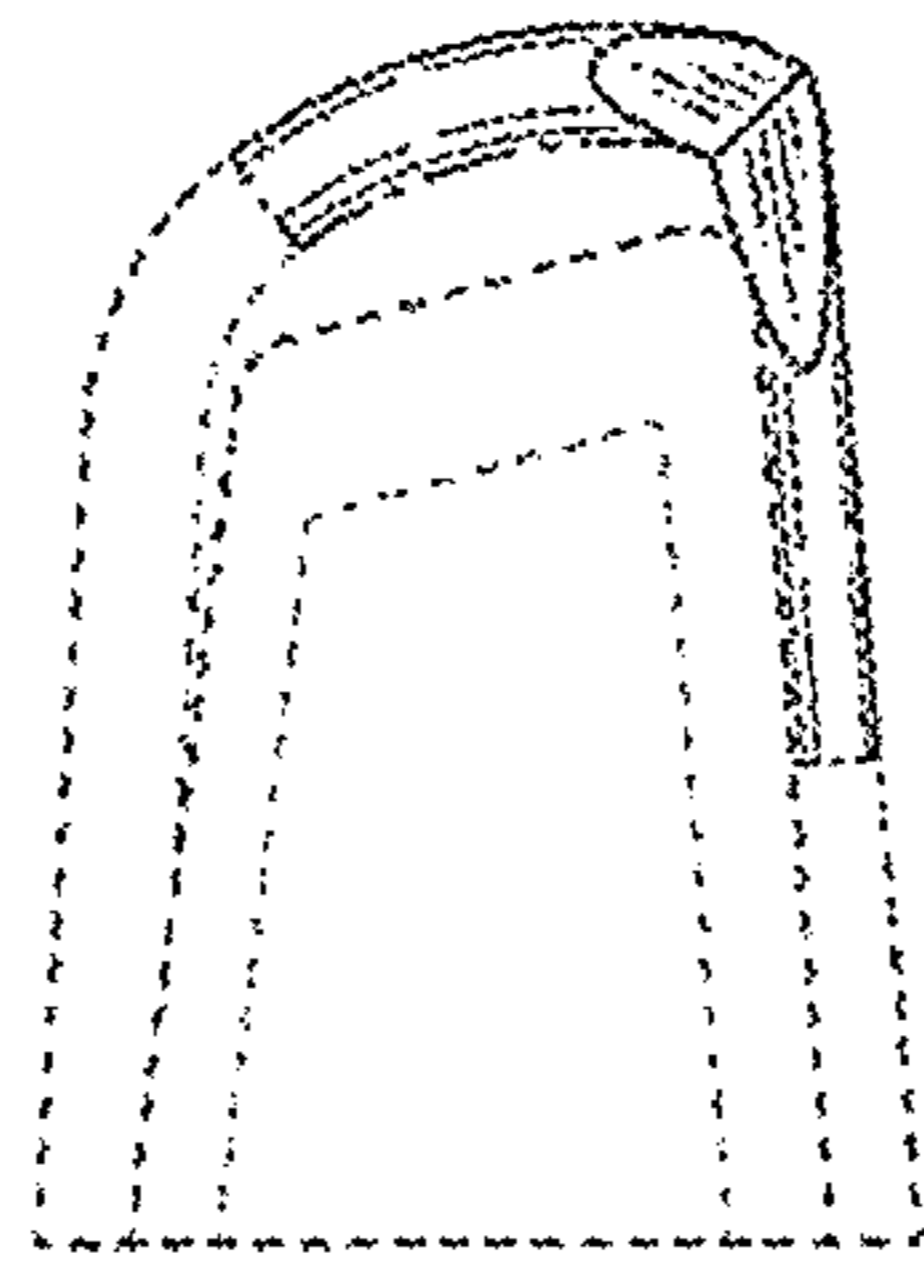


FIG. 8




FIG. 9

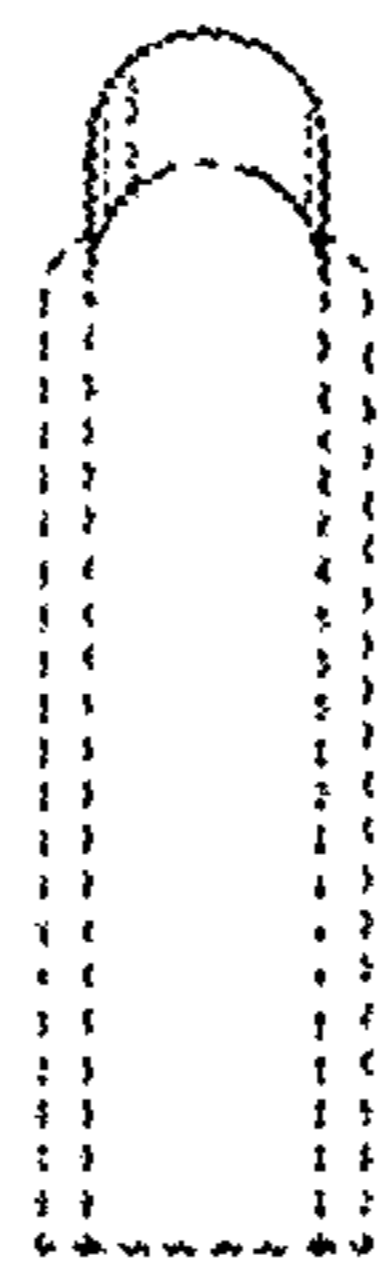


FIG. 10

