



US00D778495S

(12) **United States Design Patent** (10) **Patent No.:** **US D778,495 S**
Ooba (45) **Date of Patent:** **** Feb. 7, 2017**

(54) **COSMETIC APPLICATOR**

FOREIGN PATENT DOCUMENTS

(71) Applicant: **Mitsubishi Pencil Company, Limited,**
Tokyo (JP)

JP D1118247 8/2001
JP D1118437 8/2001
WO D088861-001 * 6/2016

(72) Inventor: **Shigeki Ooba,** Tokyo (JP)

Primary Examiner — Catherine Tuttle

(73) Assignee: **MITSUBISHI PENCIL COMPANY,**
LIMITED, Tokyo (JP)

Assistant Examiner — Mary Malley

(74) *Attorney, Agent, or Firm* — Andrew F. Young, Esq.;
Lackenbach Siegel, LLP

(**) Term: **15 Years**

(21) Appl. No.: **29/549,054**

(57) **CLAIM**

(22) Filed: **Dec. 18, 2015**

The ornamental design for a cosmetic applicator, as shown and described.

(30) **Foreign Application Priority Data**

Jun. 26, 2015 (JP) 2015-014236

(51) **LOC (10) Cl.** **28-02**

(52) **U.S. Cl.**
USPC **D28/7**

(58) **Field of Classification Search**

USPC D28/4, 7, 8, 56, 76-77, 79-91; D9/723,
D9/724, 727; D19/115, 200; 132/216,
132/320, 318, 317; 401/49, 196, 198, 199
CPC .. A45D 34/04; A45D 2034/007; A45D 40/16;
A45D 40/20; A45D 40/26; A45D
2200/10; A45D 2200/1036; A45D
2200/1072; A45D 44/00; A63B
2040/0025; A61Q 1/06; A61Q
1/10; A61K 8/02; A61K 8/0216; A61K
8/0229; A61K 2800/872; B43K
1/00; B43K 1/003; B43K 1/006; B43K
(Continued)

(56) **References Cited**

U.S. PATENT DOCUMENTS

449,233 A * 3/1891 Porter A45D 34/041
401/208
2,248,011 A * 7/1941 Neuschaefer A45D 34/045
132/317

(Continued)

DESCRIPTION

FIG. 1 is an exploded perspective view of a cosmetic applicator.

FIG. 2 is a front view of the lower portion of FIG. 1 with the cap removed.

FIG. 3 is a right side elevation view of FIG. 2.

FIG. 4 is a left side elevation view of FIG. 2.

FIG. 5 is a top plan view of FIG. 2

FIG. 6 is an enlarged perspective view of the corresponding box of FIG. 1.

FIG. 7 is an enlarged front view taken from the corresponding box in FIG. 2.

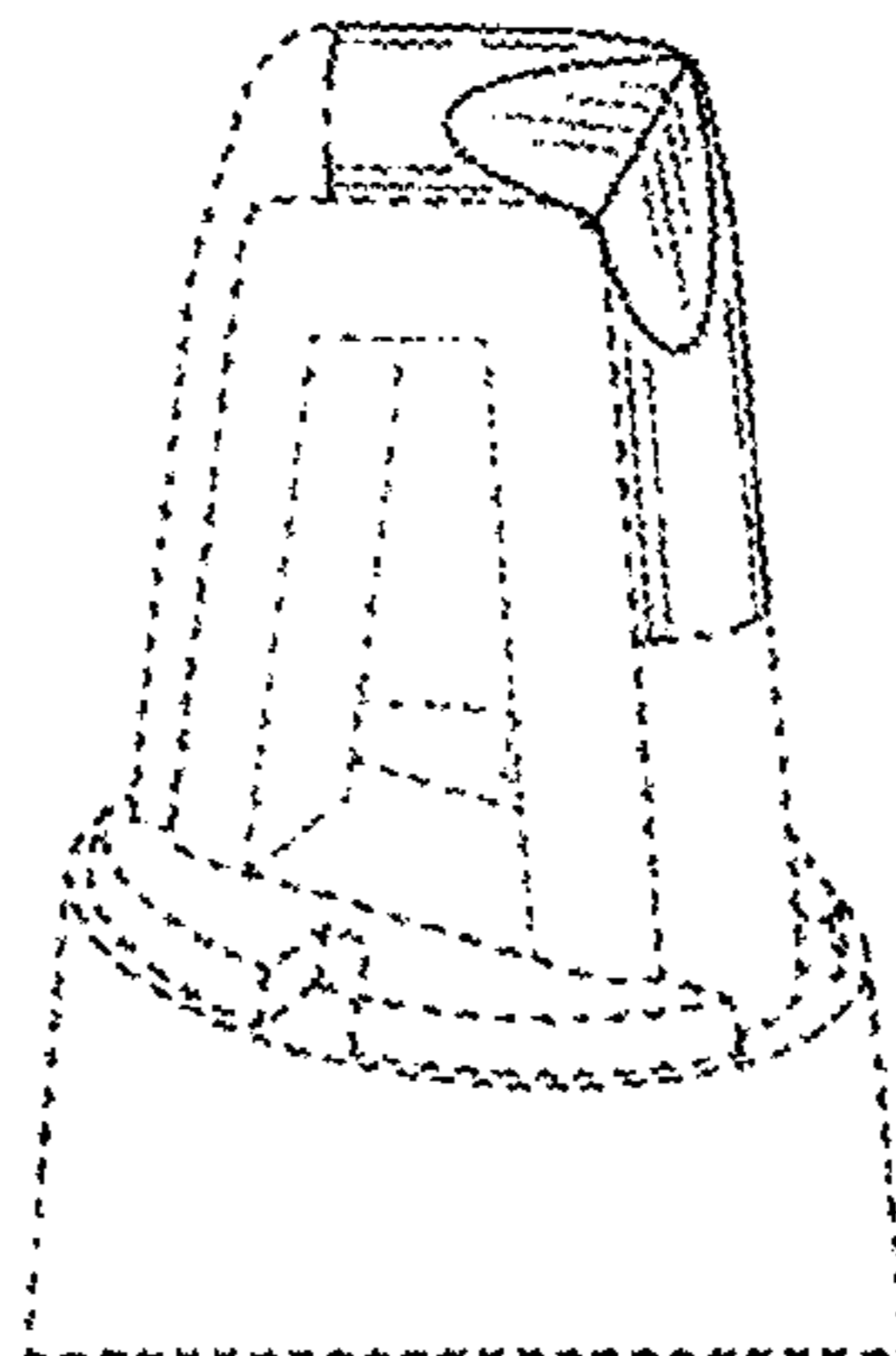
FIG. 8 is an enlarged right side view taken from the corresponding box in FIG. 3.

FIG. 9 is an enlarged left side view taken from the corresponding box in FIG. 4; and,

FIG. 10 is an enlarged top plan view taken from the corresponding portion of FIG. 5.

The dashed lines are included for the purpose of illustrating the portions of the article that form no part of the claimed design. The dot-dashed lines in FIGS. 6-10 show unclaimed boundaries, and the boxes in dot-dot-dashed lines indicate the areas of enlargement in FIGS. 6-10.

1 Claim, 5 Drawing Sheets



(58) **Field of Classification Search**

CPC 1/12; B43K 8/02; B43K 8/022; B43K
8/024; B43K 8/026; B43K 8/06

See application file for complete search history.

(56) **References Cited**

U.S. PATENT DOCUMENTS

2,333,813 A * 11/1943 Nyden A45D 40/02
401/82
3,544,229 A * 12/1970 Aoki B43K 8/06
401/199
4,217,060 A * 8/1980 Ikegami B43K 1/003
401/265
5,542,144 A * 8/1996 Forsline A46D 1/00
132/320
6,319,004 B1 * 11/2001 Forsline A61C 3/00
433/11
D658,332 S * 4/2012 Huang D28/62
8,250,701 B1 * 8/2012 Forsline B44D 3/00
15/114
2005/0092338 A1 * 5/2005 Lattanzi A45D 40/18
132/73.5
2009/0196677 A1 * 8/2009 Wright A45D 34/00
401/264
2011/0103873 A1 * 5/2011 Chou A45D 40/02
401/52

* cited by examiner

FIG. 1

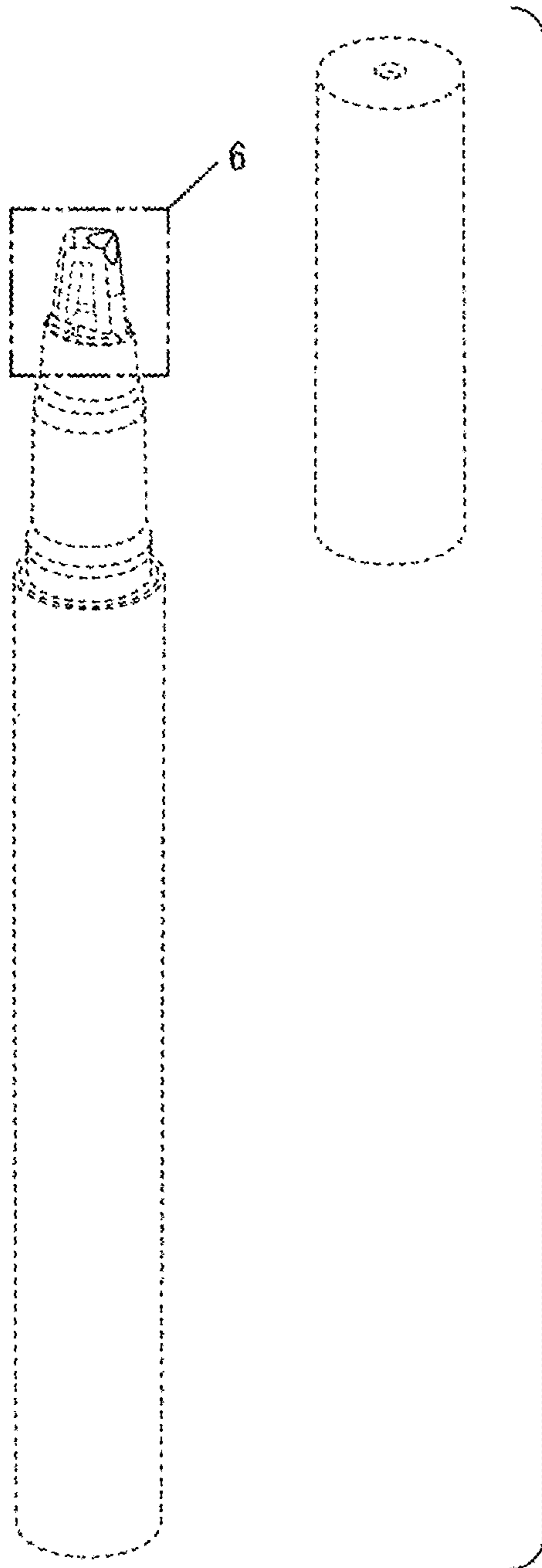


FIG. 2




FIG. 1

FIG. 3




FIG. 4




FIG. 5

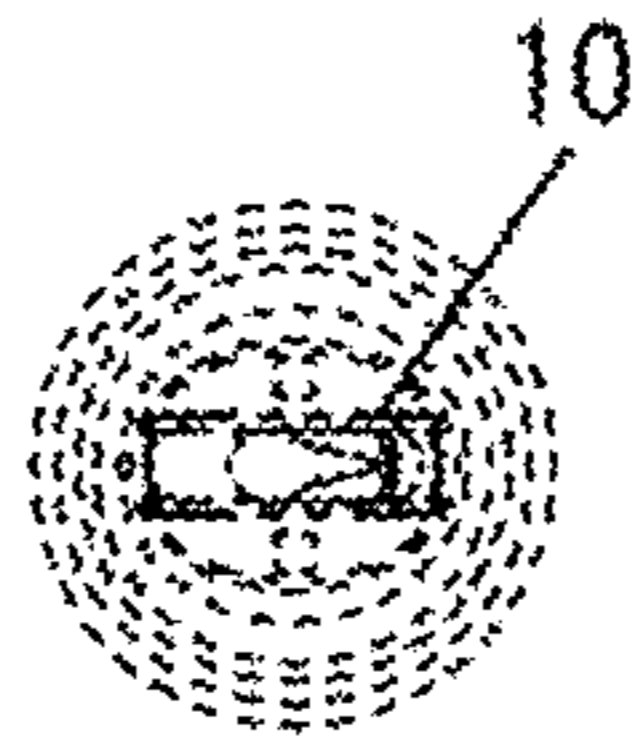


FIG. 6

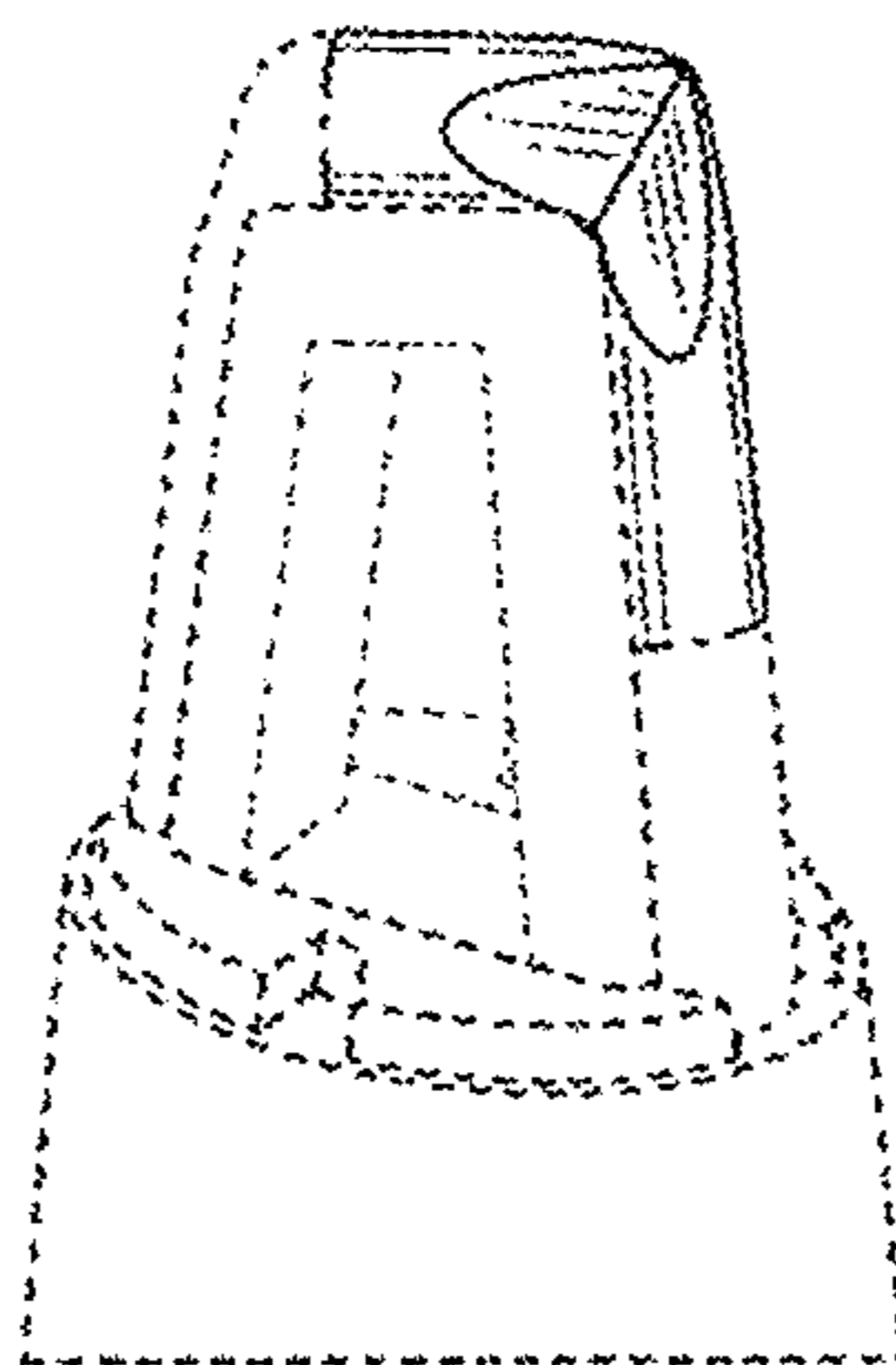


FIG. 7

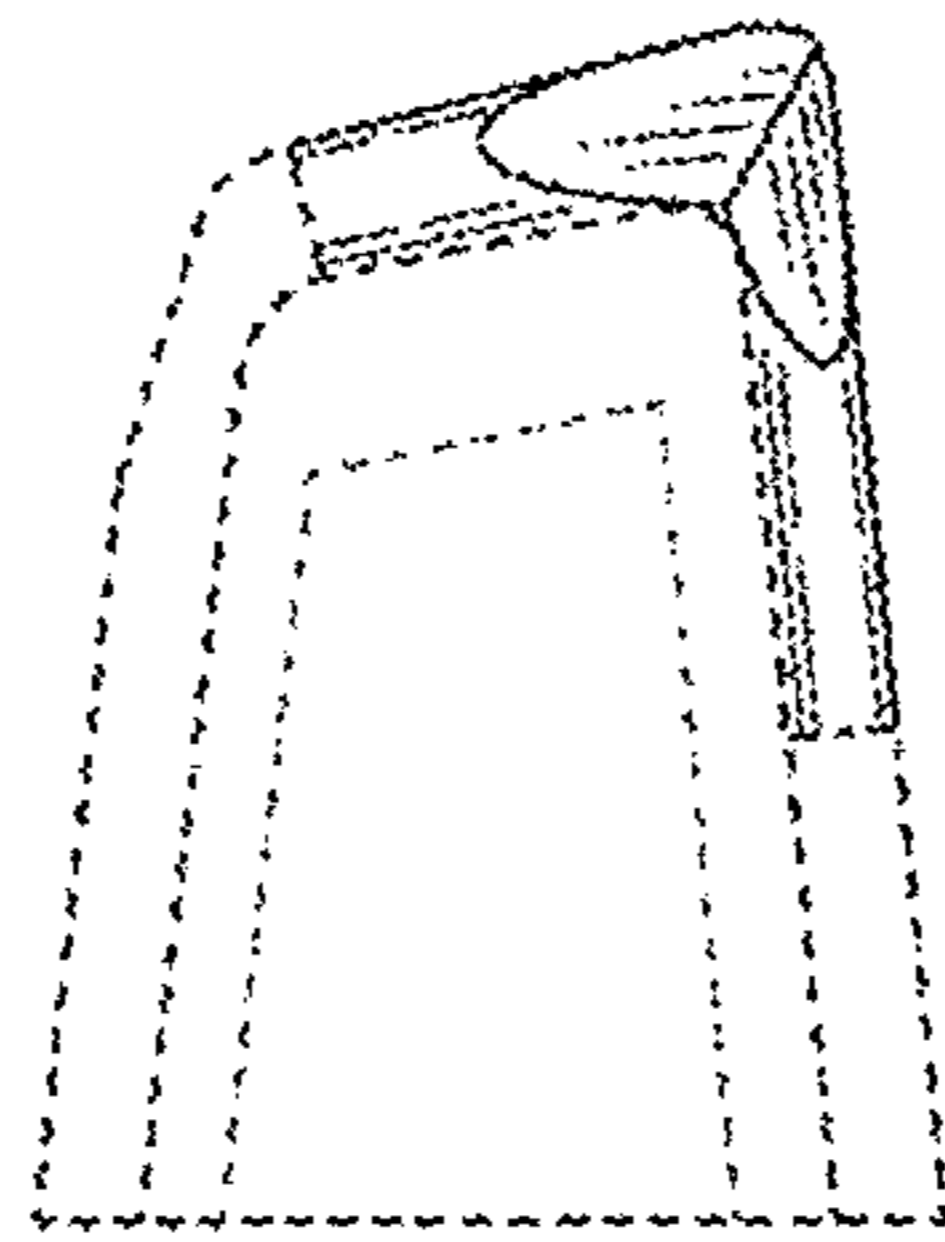


FIG. 8




FIG. 9

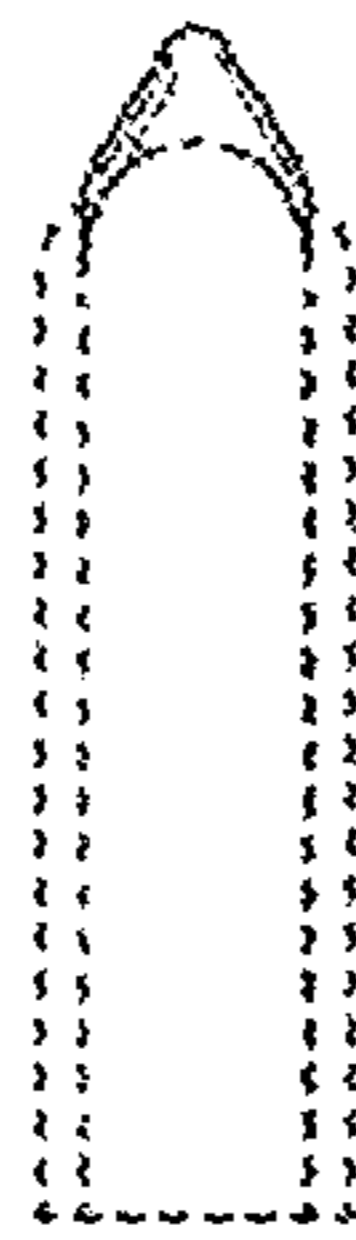


FIG. 10

